

# COURTS OF APPEALS

## Analysis of 1982 Activity

There are 14 Courts of Appeals in Texas which, since September 1, 1981, have heard intermediate appeals in both civil and criminal cases. Five of the courts have three justices each. The others range in size up to the Dallas Court, which had 12 justices in 1982 and added one more on January 1, 1983.

There were a total of 75 justices on the Courts of Appeals at the beginning of 1982. Three more were added to the Austin Court on September 1. The average number of justices serving in these courts during the year was 76.

### Growth of Criminal Backlog Slowed Down

The growing backlog of criminal appeals in Texas, which reached crisis proportions from 1974 to 1980, was nearly brought under control by the Courts of Appeals during 1982.

From 1974 to 1980--when original criminal appeals were heard exclusively by the single Court

of Criminal Appeals in Austin--the backlog had grown annually by an average of 45 percent per year.

During 1982, the first full year in which the intermediate Courts of Appeals had jurisdiction over criminal cases, the pending criminal case backlog in those courts increased by only 7.1 percent.

Looking at all original appeals of criminal cases, whether pending in the Court of Criminal Appeals or in one of the Courts of Appeals, that backlog was actually reduced by 14 percent during 1982--the first such reduction since 1974. Even so, a staggering 5,700 original criminal cases were pending in the appellate courts at the end of 1982.

The Courts of Appeals had 4,463 criminal cases and 2,432 civil cases pending as of January 1, 1983.

These 14 courts disposed of 6,837 total cases during 1982, an average of 90 dispositions (58

Figure 6.

### TOTAL WORKLOAD, COURTS OF APPEALS 1982

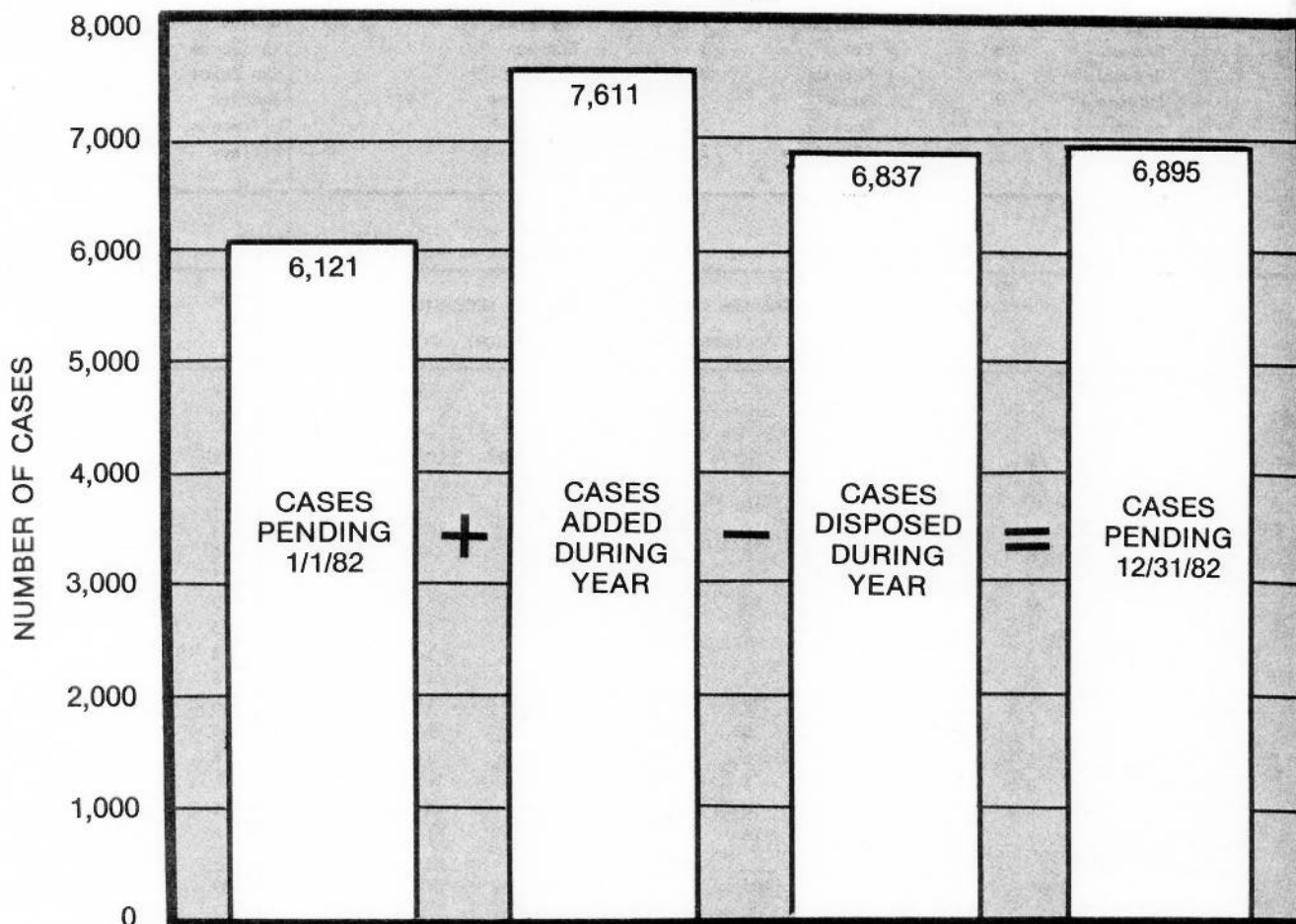
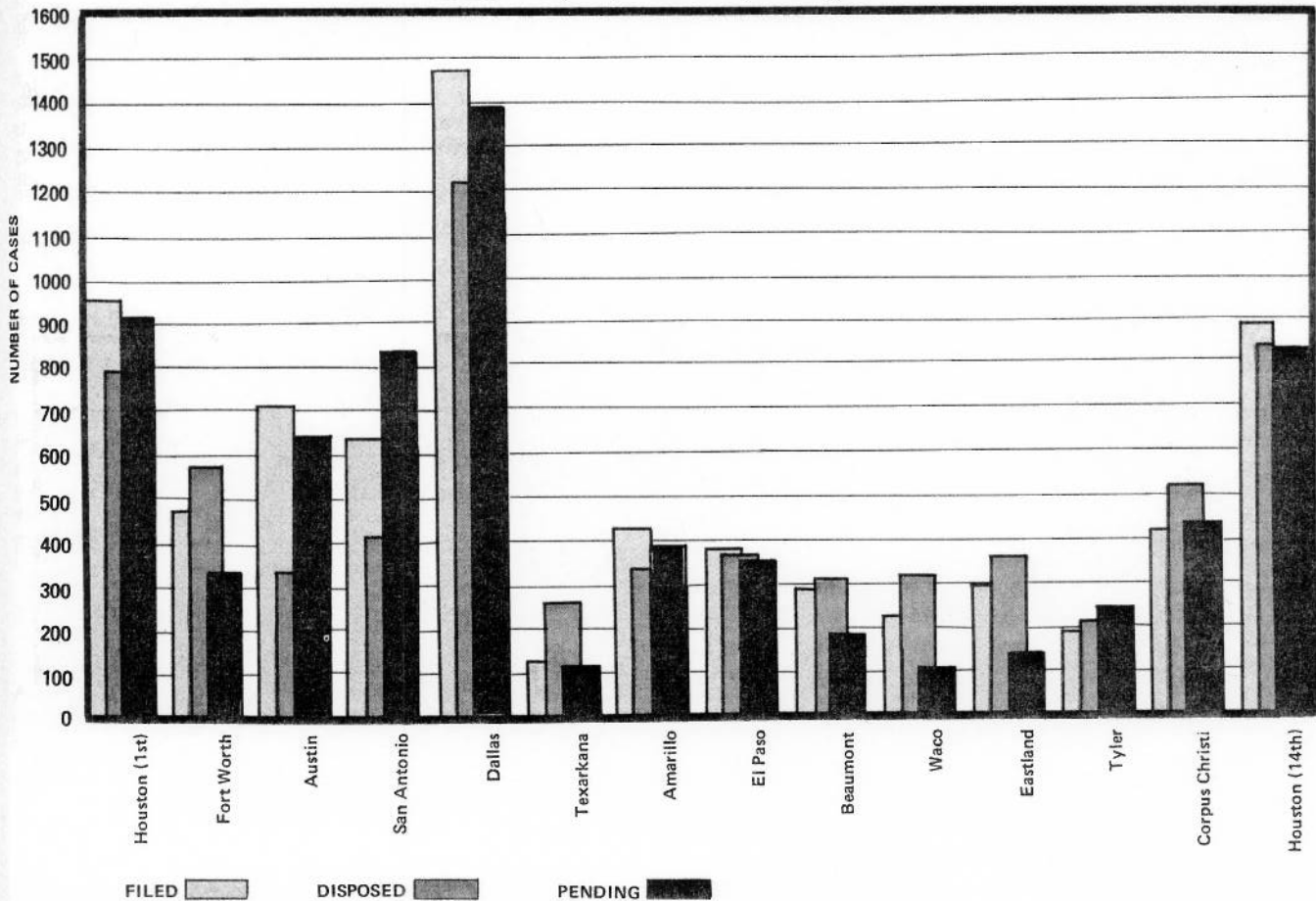


Figure 7.  
COURTS OF APPEALS  
Cases filed, disposed and pending 1982



criminal and 32 civil) per justice. A total of 7,611 cases were added to the dockets of the Courts of Appeals during the year, which included 4,691 criminal cases and 2,920 civil cases.

One measure of the success of the Courts of Appeals in handling criminal cases is their record in disposing of cases transferred to them by the Court of Criminal Appeals.

When the Courts of Appeals first began exercising criminal jurisdiction on September 1, 1981--as the result of a constitutional amendment--the Court of Criminal Appeals transferred 1,637 pending criminal cases from its docket to the various Courts of Appeals.

Of the 1,637 cases transferred, all but 76 had been disposed of by the end of February 1983, the Texas Judicial Council reported.

Controlling growth of the criminal backlog was made more critical by the unexpected surge in criminal case filings which occurred after the Courts of Appeals began hearing criminal cases.

There were nearly 50 percent more criminal cases added to the dockets of the Courts of Appeals in 1982 than were added to the docket of

the Court of Criminal Appeals in 1980.

Two of the Courts of Appeals are located in Houston. One each is located in Fort Worth, Austin, San Antonio, Dallas, Texarkana, Amarillo, El Paso, Beaumont, Waco, Eastland, Tyler and Corpus Christi. Each court has jurisdiction over a supreme judicial district.

Actual reduction of the huge backlogs, both civil and criminal, is the next goal for the Courts of Appeals. The size of this task is illustrated as follows: if no more new cases were filed in the Courts of Appeals, and each of the 79 current justices continued to dispose of 90 cases per year, it would still take almost an entire year just to eliminate the 6,895 case backlog.

#### Filings Averaged 100 Per Justice

Considering civil and criminal cases together, the Fifth Court of Appeals in Dallas had the highest average number of cases filed per justice (126) during 1982. State average filings were 100 per justice.

The Eleventh Court of Appeals in Eastland

disposed of the largest number of cases per justice (120) during 1982. State average dispositions were 90 per justice.

The largest number of pending cases per justice at the end of the year (120) was in the Fourth Court of Appeals in San Antonio. The lowest number was in the Tenth Court in Waco (34). The State average for pending cases was 88 per justice.

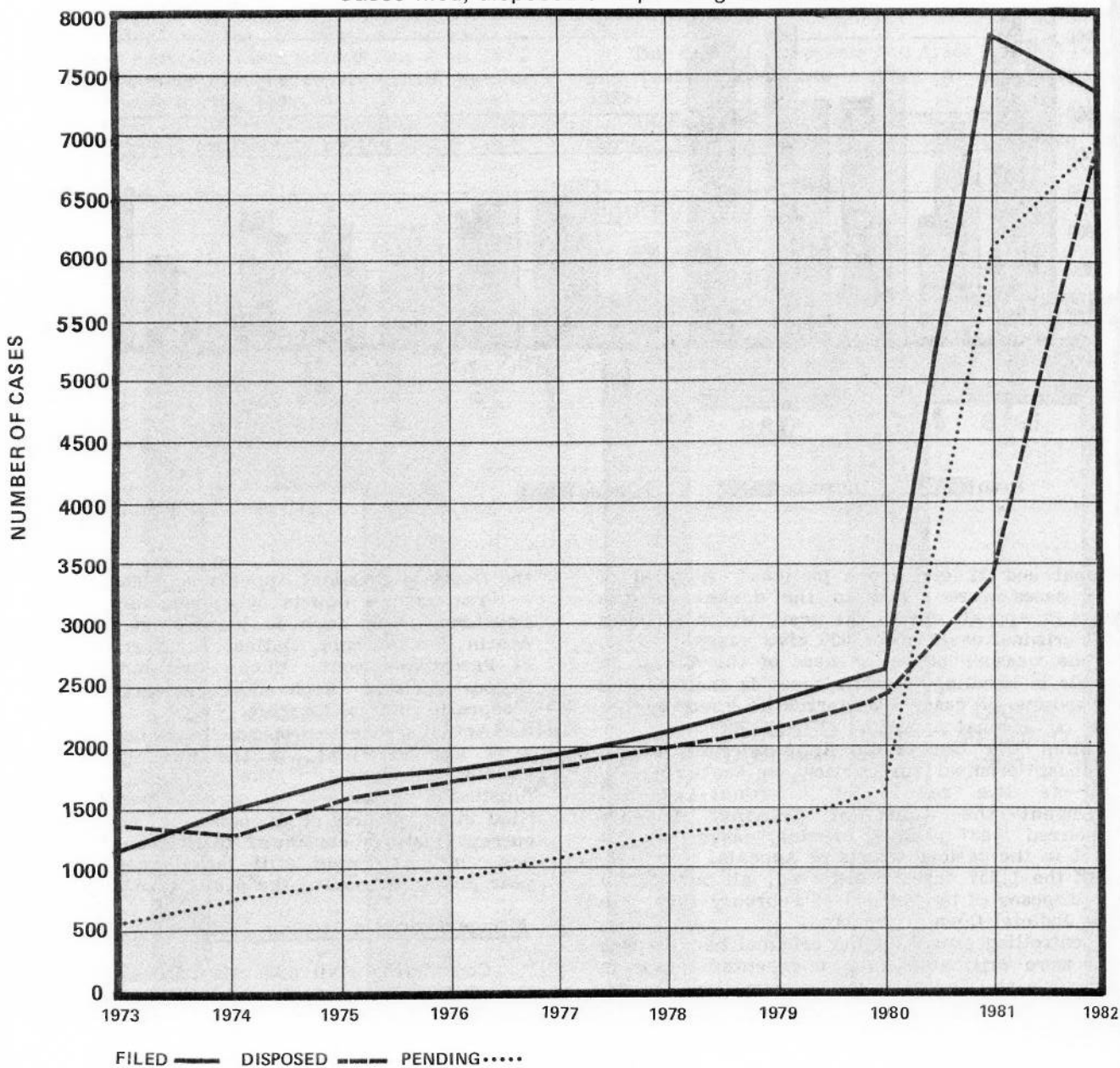
Approximately 25 percent of all cases filed in a Court of Appeals in Texas in 1982 were filed in one of the two Courts located in Houston. Approximately 20 percent of all cases filed in the

State were filed in the Dallas Court.

In 1982, justices of the Courts of Appeals wrote opinions relating to 6,509 cases, 116 percent more than the 3,016 in 1981. The Courts of Appeals reversed, at least in part, the decision of the trial court in 13.3 percent of the cases disposed of, compared to 18.9 percent in 1981.

While the 14 Courts of Appeals operate to a large extent as autonomous courts in specific geographic areas, some equalization of the dockets occurs by transfer of cases among the courts by order of the Supreme Court, pursuant to Article

Figure 8.  
COURTS OF APPEALS  
Cases filed, disposed and pending 1973-1982



als  
16  
rts  
he  
in  
  
a  
fic  
ts  
by  
le

1738, V.T.C.S. The Supreme Court transferred 59 civil cases and 61 criminal cases in 1982, compared with 371 civil cases and 434 criminal cases transferred in 1981. In addition, the Court of Criminal Appeals completed the transfers allowed when the Courts of Appeals acquired criminal jurisdiction, by transferring 228 cases to the Third Court.

#### Disposition of Criminal Cases

Of the 4,463 criminal cases pending in the Courts of Appeals at the end of 1982, 46.1 percent had been on the docket less than 6 months, 34.0 percent from 6 to 12 months, and 19.9 percent more than 12 months.

The average lapse of time between filing of a criminal case in a Court of Appeals and its disposition ranged from 4.4 months in the Austin Court to 8.5 months in the San Antonio Court. The average for all courts was 6.7 months.

A case is "submitted" when the court hears oral argument or when it is referred to the justices for formal consideration if no oral argument is heard. The average lapse of time between submission of a criminal appeal and its disposition ranged from 0.3 of a month in the Eastland Court to 3.4 months in the El Paso Court. The average for all courts was 1.5 months.

#### New Civil Filings Remain Level

New civil cases filed in all of the Courts of Appeals during 1982 increased only 1.1 percent over 1981 and were 34 percent higher than the ten-year average. More new civil cases were filed in

1982 than in 1981 in all but the Texarkana, Amarillo, El Paso, Waco, and Houston Fourteenth Courts. Of the courts with increased civil filings, the Eleventh Court in Eastland experienced the largest percentage increase--24.2 percent (16 cases) and the Tyler Court had the largest increase in actual number of civil filings--18 cases. The Dallas Court continued to receive more new civil filings than any other court--512 compared to the average of 204 per court. The two courts in Houston, each of which has jurisdiction of the same geographical area, received a total of 308 civil cases each, 21 cases (3.3 percent) less than in 1981.

#### Pending Civil Backlog Grows

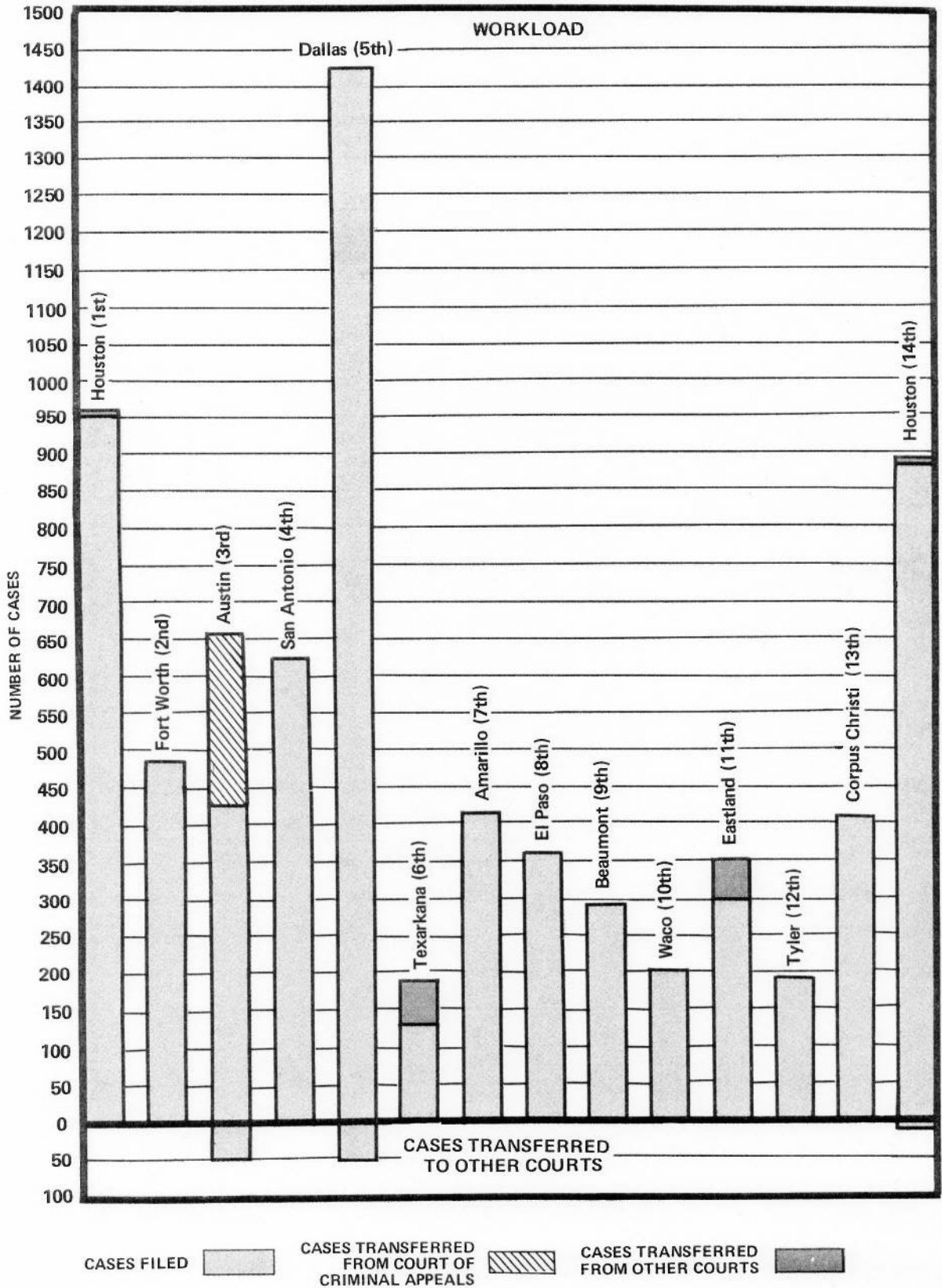
At the end of 1982, 2,432 civil cases were pending on the dockets of the Courts of Appeals, 24.5 percent more than the 1,954 pending on December 31, 1981. Of those civil cases pending December 31, 1982, 51.3 percent had been on the docket less than 6 months, 30.7 percent from 6 to 12 months, and 18.0 percent more than 12 months.

The average lapse of time between the filing of a civil case in a Court of Appeals and its disposition ranged from 5.3 months in the Houston First Court to 9.9 months in the Amarillo Court. The average for all courts was 7.6 months, slightly longer than the 6.9 months during 1981.

The average lapse of time from the submission of a civil case to the court and its disposition ranged from 0.6 of a month in the Fort Worth Court to 3.8 months in the Austin Court. The average for all courts was 2.4 months, as compared with 2.2 months in 1981.



Figure 9.  
COURTS OF APPEALS  
Workloads and cases transferred 1982



# COURTS OF APPEALS 1982 Statistics

	FIRST COURT		SECOND COURT		THIRD COURT		FOURTH COURT		FIFTH COURT						
	CIVIL	CRIM TOTAL	CIVIL	CRIM TOTAL	CIVIL	CRIM TOTAL	CIVIL	CRIM TOTAL	CIVIL	CRIM TOTAL					
Cases pending January 1, 1982	132	592	724	103	318	421	217	95	312	271	348	619	281	867	1148
New cases filed	308	643	951	215	255	470	242	234	476	329	307	636	512	971	1483
Cases transferred from Court of Criminal Appeals	0	0	0	0	0	0	0	228	228	0	0	0	0	0	0
<b>SUBTOTAL NEW CASES</b>	<b>308</b>	<b>643</b>	<b>951</b>	<b>215</b>	<b>255</b>	<b>470</b>	<b>242</b>	<b>462</b>	<b>704</b>	<b>329</b>	<b>307</b>	<b>636</b>	<b>512</b>	<b>971</b>	<b>1483</b>
Cases transferred in	0	8	8	0	0	0	0	0	0	0	0	0	0	0	0
Cases transferred out	0	-2	-2	-1	0	-1	-25	-25	-50	0	0	0	-27	-25	-52
Rehearings granted	3	9	12	3	8	11	0	2	2	4	0	4	1	14	15
Cases reinstated	5	16	21	0	5	5	0	1	1	2	3	5	5	0	5
Cases remanded from higher courts	1	1	2	0	0	0	0	0	0	0	2	2	1	5	6
<b>TOTAL CASES ON DOCKET</b>	<b>449</b>	<b>1267</b>	<b>1716</b>	<b>320</b>	<b>586</b>	<b>906</b>	<b>434</b>	<b>535</b>	<b>969</b>	<b>606</b>	<b>660</b>	<b>1266</b>	<b>773</b>	<b>1832</b>	<b>2605</b>
Cases affirmed	90	362	452	91	272	363	36	131	167	41	138	179	121	616	737
Cases modified and/or affirmed	8	12	20	7	4	11	1	3	4	4	10	14	5	2	7
Cases affirmed in part and in part reversed and remanded	4	2	6	3	0	3	5	0	5	7	0	7	4	0	4
Cases affirmed in part and in part reversed and rendered	2	0	2	4	0	4	28	0	28	1	0	1	0	6	3
Cases reversed and remanded	33	40	73	17	26	43	4	10	14	19	14	33	50	61	111
Cases reversed and rendered	5	2	7	12	2	14	0	0	0	9	0	9	27	10	37
Cases dismissed:															
With written opinion	80	95	175	3	47	50	18	28	46	15	1	16	7	0	7
Without written opinion	1	5	6	44	0	44	30	1	31	62	29	91	97	97	194
Cases otherwise disposed:															
With written opinion	15	40	55	3	12	15	13	12	25	19	17	36	16	6	22
Without written opinion	3	2	5	12	4	16	10	0	10	31	8	39	39	43	82
Cases consolidated into other cases	0	4	4	12	1	13	0	0	0	4	0	4	1	0	1
<b>TOTAL CASES DISPOSED</b>	<b>241</b>	<b>564</b>	<b>805</b>	<b>208</b>	<b>368</b>	<b>576</b>	<b>145</b>	<b>185</b>	<b>330</b>	<b>212</b>	<b>217</b>	<b>429</b>	<b>373</b>	<b>838</b>	<b>1211</b>
Cases decided:															
Excluding cases without written opinion	237	553	790	140	363	503	105	184	289	115	180	295	236	698	934
Excluding dismissals with opinion and cases without written opinion	157	458	615	137	316	453	87	156	243	100	179	279	229	698	927
Cases pending:															
Pending up to 6 months	155	322	477	76	107	183	108	310	418	130	130	260	215	405	620
Pending from 6 to 12 months	44	195	239	34	90	124	77	31	108	100	143	243	166	449	615
Pending over 12 months	9	186	195	2	21	23	104	9	113	164	170	334	19	140	159
<b>TOTAL CASES PENDING DECEMBER 31, 1982</b>	<b>208</b>	<b>703</b>	<b>911</b>	<b>112</b>	<b>218</b>	<b>330</b>	<b>289</b>	<b>350</b>	<b>639</b>	<b>394</b>	<b>443</b>	<b>837</b>	<b>400</b>	<b>994</b>	<b>1394</b>
Average time between date of filing and disposition (months)	5.3	5.4	5.4	6.3	7.3	6.9	9.4	4.4	6.6	9.2	8.5	8.9	7.1	7.2	7.2
Average time between date of submission and disposition (months)	1.7	1.2	1.4	0.6	0.6	0.6	3.8	1.9	2.7	2.9	2.9	2.9	1.4	0.8	1.0

# COURTS OF APPEALS

## 1982 Statistics (Continued)

	SIXTH COURT		SEVENTH COURT		EIGHTH COURT		NINTH COURT		TENTH COURT						
	CIVIL	CRIM. TOTAL	CIVIL	CRIM. TOTAL	CIVIL	CRIM. TOTAL	CIVIL	CRIM. TOTAL	CIVIL	CRIM. TOTAL					
Cases pending January 1, 1982. . . . .	72	112	184	118	186	304	123	221	344	81	107	188	05	122	227
New cases filed. . . . .	66	68	134	132	281	413	135	232	367	132	164	296	95	162	281
Cases transferred from Court of Criminal Appeals. . . . .	0	0	0	0	0	0	0	0	0	0	0	0	0	0	0
Cases transferred from Court of Criminal Appeals. . . . .	66	68	134	132	281	413	135	232	367	132	164	296	95	162	281
<b>SUBTOTAL NEW CASES</b>															
Cases transferred in. . . . .	25	26	51	0	0	0	0	0	0	1	0	1	1	0	1
Cases transferred out. . . . .	-2	0	-2	0	0	0	0	0	0	-1	0	-1	0	0	0
Cases transferred in part and in part reversed and remanded. . . . .	0	1	1	1	2	3	1	2	3	1	2	3	7	0	7
Rehearings granted. . . . .	0	3	3	0	1	1	0	3	3	1	1	2	0	0	0
Cases reinstated. . . . .	0	0	0	0	2	2	1	1	2	0	1	1	0	0	0
Cases remanded from higher courts. . . . .	0	0	0	0	2	2	1	1	2	0	1	1	0	0	0
<b>TOTAL CASES ON DOCKET</b>	161	210	371	251	472	723	260	459	719	215	275	490	192	224	416
Cases affirmed. . . . .	60	115	175	42	154	196	49	151	200	47	162	209	78	147	225
Cases modified and/or reformed and affirmed. . . . .	5	1	6	3	13	16	5	6	11	3	6	9	11	0	11
Cases affirmed in part and in part reversed and remanded. . . . .	2	0	2	3	0	3	5	1	6	1	0	1	4	0	4
Cases affirmed in part and in part reversed and remanded. . . . .	2	0	2	2	0	2	2	0	2	2	0	2	4	0	4
Cases reversed and remanded. . . . .	16	9	25	20	14	34	27	31	58	11	8	19	21	5	26
Cases reversed and remanded. . . . .	6	0	6	2	0	2	8	0	8	15	0	15	10	0	10
Cases dismissed: . . . . .	17	19	36	24	49	73	17	19	36	9	4	13	11	14	25
With written opinion. . . . .	0	0	0	0	0	0	19	6	25	14	3	17	0	0	0
Without written opinion. . . . .	17	19	36	24	49	73	17	19	36	9	4	13	11	14	25
Cases otherwise disposed: . . . . .	2	1	3	6	5	11	8	5	13	6	3	9	6	0	6
With written opinion. . . . .	0	0	0	0	0	0	4	1	5	8	1	9	0	0	0
Without written opinion. . . . .	2	1	3	6	5	11	8	5	13	6	3	9	6	0	6
Cases consolidated into other cases. . . . .	0	0	0	0	1	1	0	0	0	0	0	0	2	0	2
<b>TOTAL CASES DISPOSED</b>	110	145	255	102	236	338	144	220	364	116	187	303	147	166	313
Cases decided: . . . . .	110	145	255	102	235	337	121	213	334	94	183	277	145	166	311
Excluding cases without written opinion. . . . .	93	126	219	78	186	264	104	194	298	85	179	264	134	152	286
Excluding dismissals with opinion and cases without written opinion. . . . .	39	30	69	54	99	153	66	100	166	52	60	112	42	41	83
Cases pending: . . . . .	8	23	31	62	105	167	26	112	138	40	24	64	2	15	17
Pending up to 6 months. . . . .	4	12	16	33	32	65	24	27	51	7	4	11	1	2	3
Pending from 6 to 12 months. . . . .															
Pending over 12 months. . . . .	51	65	116	149	236	385	116	259	355	99	88	187	45	58	103
<b>TOTAL CASES PENDING DECEMBER 31, 1982</b>															
Average time between date of filing and disposition (months) . . . . .	7.2	6.2	6.6	9.9	6.0	7.2	8.1	7.8	8.0	5.8	6.4	6.2	7.0	7.4	7.2
Average time between date of submission and disposition (months) . . . . .	3.3	1.3	2.2	2.4	1.4	1.6	3.4	3.4	3.4	2.5	2.4	2.4	1.5	0.8	1.1

# COURTS OF APPEALS

## 1982 Statistics (Continued)

	ELEVENTH COURT		TWELFTH COURT		THIRTEENTH COURT		FOURTEENTH COURT		GRAND TOTALS						
	CIVIL	CRIM TOTAL	CIVIL	CRIM TOTAL	CIVIL	CRIM TOTAL	CIVIL	CRIM TOTAL	CIVIL	CRIM TOTAL					
Cases pending January 1, 1982. . . . .	46	98	144	111	153	264	160	367	527	154	581	735	1954	4167	6121
New cases filed. . . . .	82	216	298	97	96	183	205	205	410	308	586	894	2862	4350	7212
Cases transferred from Court of Criminal Appeals. . . . .	0	0	0	0	0	0	0	0	0	0	0	0	0	228	228
SUBTOTAL NEW CASES. . . . .	82	216	298	97	96	183	205	205	410	308	586	894	2862	4578	7440
Cases transferred in. . . . .	28	25	53	1	0	1	0	0	0	3	2	5	59	61	120
Cases transferred out. . . . .	0	0	0	-1	-1	-2	-2	0	-2	0	-8	-8	-59	-61	-120
Rehearings granted. . . . .	2	1	3	3	1	4	2	2	4	3	6	9	31	50	81
Cases reinstated. . . . .	2	0	2	4	0	4	0	0	0	1	12	13	20	45	65
Cases remanded from higher courts. . . . .	1	2	3	2	0	2	1	1	2	0	3	3	7	18	25
TOTAL CASES ON DOCKET. . . . .	161	342	503	217	239	456	366	575	941	469	1182	1651	4874	8858	13732
Cases affirmed. . . . .	47	124	171	26	76	102	86	218	304	77	443	520	891	3109	4000
Cases modified and/or reformed and affirmed. . . . .	1	1	2	2	0	2	1	2	3	5	7	12	61	67	128
Cases affirmed in part and in part reversed and remanded. . . . .	1	0	1	2	0	2	4	1	5	4	0	4	49	4	53
Cases affirmed in part and in part reversed and remanded. . . . .	4	0	4	0	0	0	9	0	9	2	0	2	68	3	71
Cases reversed and remanded. . . . .	18	14	32	27	9	36	35	27	62	31	32	63	329	300	629
Cases reversed and remanded. . . . .	12	0	12	4	0	4	18	2	20	9	0	9	137	16	153
Cases dismissed:															
With written opinion. . . . .	8	0	8	26	16	42	37	52	89	79	80	159	351	424	775
Without written opinion. . . . .	6	15	21	0	0	0	2	0	2	3	0	3	278	156	434
Cases otherwise disposed:															
With written opinion. . . . .	7	99	106	7	9	16	5	10	15	17	7	24	130	226	356
Without written opinion. . . . .	1	1	2	2	1	3	6	1	7	11	6	17	127	68	195
Cases consolidated into other cases. . . . .	1	0	1	0	0	0	0	2	2	1	14	15	21	22	43
TOTAL CASES DISPOSED. . . . .	106	254	360	96	111	207	203	315	518	239	589	828	2442	4395	6837
Cases decided:															
Excluding cases without written opinion. . . . .	98	238	336	94	110	204	195	312	507	224	569	793	2016	4149	6165
Excluding dismissals with opinion and cases without written opinion. . . . .	90	238	328	68	94	162	158	260	418	145	489	634	1665	3725	5390
Cases pending:															
Pending up to 6 months. . . . .	50	74	124	34	31	65	78	93	171	148	256	404	1247	2058	3305
Pending from 6 to 12 months. . . . .	4	11	15	40	35	75	70	80	150	75	206	281	748	1519	2267
Pending over 12 months. . . . .	1	3	4	47	62	109	15	87	102	7	131	138	437	886	1323
TOTAL CASES PENDING DECEMBER 31, 1982. . . . .	55	88	143	121	128	249	163	260	423	250	593	823	2432	4463	6895
Average time between date of filing and disposition (months). . . . .	5.7	5.8	5.8	9.8	7.6	8.6	8.6	7.7	8.1	6.3	6.7	6.6	7.6	6.7	7.0
Average time between date of submission and disposition (months). . . . .	0.7	0.3	0.4	3.7	1.1	2.3	3.6	1.7	2.5	1.6	0.6	0.9	2.4	1.5	1.8



# COURTS OF APPEALS

## 1982 Statistics (Continued)

CASES IN WHICH OPINIONS WERE WRITTEN BY JUSTICES OF THE COURTS OF APPEALS

COURT AND JUSTICES	Original Opinions Un. Merits	Concurring Opinions	Dissenting Opinions	Opinions Refusing Rehearing	* Opinions Granting Rehearing	Opinions Dismissing Appeal	Other Opinions	Per Curiam Opinions	TOTAL PER JUSTICE	TOTAL PER COURT
<b>FIRST, HOUSTON</b>										
Frank G. Evans	67	0	0	0	1	3	0	68	139	
James F. Worrin	61	0	0	0	0	6	0	32	99	
Henry E. Doyle	64	0	3	1	3	3	0	17	91	
Jack Smith	67	0	0	0	1	1	0	42	111	
Sam Bass	64	1	0	0	1	10	0	27	103	
Lee Duggan, Jr.	52	0	4	1	2	0	2	37	98	
Allen Stillley	35	0	0	0	0	2	1	8	46	
Arthur D. Dyess	41	0	1	0	0	2	1	24	69	
Frank C. Price	40	0	0	0	0	0	2	7	49	
Freeman Bullock	1	0	0	0	0	0	0	13	14	819
<b>SECOND, FORT WORTH</b>										
Frank A. Massey	26	1	1	0	0	0	0	10	65	
Joe Spurlock	52	0	0	0	0	0	0	26	132	
W. A. Hughes, Jr.	103	0	2	0	1	0	0	13	76	
Walter E. Jordan	63	0	2	0	0	0	1	8	76	
Richard Lee Brown	86	0	0	0	3	0	1	18	108	
Dixon W. Holman	74	1	2	3	2	0	4	22	108	529
<b>THIRD, AUSTIN</b>										
John C. Phillips	39	0	4	0	0	1	0	42	86	
Bob Shannon	54	1	0	2	0	3	1	46	107	
John Powers	32	11	1	1	0	0	1	38	84	
Earl M. Smith	14	0	0	1	0	0	0	6	21	
Jim Brady	5	0	0	0	0	0	0	5	10	
Robert A. (Bob) Gammage	5	1	0	0	0	0	0	4	10	318
<b>FOURTH, SAN ANTONIO</b>										
Carlos C. Cadena	10	0	3	0	0	1	1	16	31	
Fred V. Klingeman	24	0	1	0	0	0	3	4	32	
Rudy Esquivel	23	1	1	0	0	1	1	14	41	
Shirley W. Butts	46	3	4	0	1	0	1	5	60	
John E. Clark	18	13	1	1	1	3	0	8	45	
Antonio G. Cantu	40	5	1	1	0	0	0	4	51	
James D. Baskin	38	2	3	0	1	0	0	7	71	
Bisair Reeves	11	0	1	0	0	0	0	1	13	344
<b>FIFTH, DALLAS</b>										
Clarence A. Guittard	75	2	0	2	1	0	0	4	84	
Ted M. Akin	67	1	4	1	3	1	2	0	79	
Ted Z. Robertson	65	0	2	0	1	2	2	2	74	
Spencer Carver	103	0	2	0	0	0	0	0	107	
Charles H. Storey	72	1	0	0	2	0	0	0	75	
Bill J. Stephens	65	0	1	0	1	0	0	0	67	
Jon Sparling	79	3	5	1	0	1	1	0	90	
John C. Vance	87	0	9	0	1	0	0	0	97	
Joe Fish	71	1	1	0	0	1	0	0	74	
James Allen	63	0	0	1	0	1	0	0	65	
George Whitham	81	1	10	0	0	0	1	0	92	
Patrick C. Guillot	79	0	2	1	3	0	0	0	85	989

<u>SIXTH, TEXARKANA</u>										
57	William J. Cornelius	2	0	0	0	0	3	1	35	98
27	Bun L. Hutchinson	0	0	0	0	0	4	0	31	52
70	Charles Bleil	1	3	1	0	0	4	0	35	114
<u>SEVENTH, AMARILLO</u>										
58	Charles L. Reynolds	1	3	3	0	0	21	6	2	94
63	Carlton B. Dodson	1	0	1	0	0	18	1	2	86
70	Richard N. Countiss	1	0	1	0	0	17	8	2	102
72	John T. Boyd	0	0	5	2	0	16	3	1	99
<u>EIGHTH, EL PASO</u>										
73	Stephen F. Prestler	0	3	0	0	0	0	2	6	84
74	William E. Werd	0	0	0	0	0	3	3	12	92
72	Max N. Osborn	0	0	3	2	0	3	4	20	104
61	Charles R. Schulte	0	0	0	1	0	3	0	5	70
<u>NINTH, BEAUMONT</u>										
38	Merrin Dies, Jr.	1	1	0	2	0	0	0	25	67
46	Quentin Keith	2	3	0	0	1	1	2	101	155
53	Harold R. Clayton	0	0	0	1	0	0	2	11	67
<u>TENTH, WACO</u>										
91	Frank G. McDonald	0	0	0	2	0	8	3	0	104
84	Vic Hall	1	4	0	2	12	12	1	0	104
20	John A. James, Jr.	0	0	0	0	0	3	0	0	23
80	George Chase	0	0	1	2	2	2	1	0	86
4	Bob L. Thomas	0	0	0	0	0	0	0	0	4
<u>ELEVENTH, EASTLAND</u>										
72	Austin McCloud	0	0	1	0	0	1	2	34	110
82	Raleigh Brown	0	0	2	1	2	2	2	32	121
70	Bob Dickenson	0	0	0	1	4	3	3	33	111
<u>TWELFTH, TYLER</u>										
58	J. W. Summers	0	0	0	0	0	18	2	1	79
11	James H. Moore	0	0	0	0	3	1	0	0	15
66	Connally McKay	0	0	1	15	2	2	0	2	86
20	Tom B. Ramey, Jr.	0	0	0	0	2	0	0	2	24
3	Paul S. Colley	0	0	0	0	1	0	0	0	4
<u>THIRTEENTH, CORPUS CHRISTI</u>										
64	Paul W. Iwe	0	1	2	0	4	2	2	14	87
74	Gerald T. Blissett	0	0	2	0	12	3	0	0	91
69	Horace S. Young	0	0	0	15	0	3	0	0	87
71	Norman L. Utter	0	0	0	14	6	0	0	0	92
66	Noah Kennedy	0	0	1	11	3	5	88	5	88
68	Raul A. Gonzalez	0	2	0	13	4	4	4	4	91
<u>FOURTEENTH, HOUSTON</u>										
54	J. Curtiss Brown	1	0	0	0	3	0	0	39	97
56	Paul Pressler	1	0	1	1	2	1	1	41	102
47	George E. Miller	0	0	0	1	2	0	0	30	80
42	Paul C. Murphy	0	7	0	2	3	0	0	38	92
38	Robert E. Morse, Jr.	1	0	0	0	1	1	1	37	78
46	Charles L. Price	1	0	1	0	2	0	0	34	84
53	Sam Robertson	0	1	0	0	3	2	3	103	103
41	Jimmy James	0	2	0	2	2	2	2	35	80
53	William E. Junell	0	0	0	0	3	2	2	45	103
TOTALS		4,521	63	101	44	55	296	105	1,324	6,509

\* Ordinarily these are comparable to an original opinion on the merits.  
 1 Left office effective 12-1-82.  
 2 Took office effective 12-1-82.  
 3 Took office effective 9-1-82.  
 4 Took office effective 3-20-82.  
 5 Left office effective 7-19-82.  
 6 Took office effective 7-19-82.  
 7 Retired effective 3-31-82.  
 8 Appointed effective 4-1-82; left office effective 12-15-82.  
 9 Took office effective 12-15-82.  
 10 Deceased 5-2-82.  
 11 Appointed effective 6-24-82; left office effective 12-1-82.

# COURTS OF APPEALS

## 1982 Statistics (Continued)

COUNTIES FROM WHICH CIVIL CASES WERE APPEALED DURING 1982

Harris	492	Maverick	7	Hockley	3	Val Verde	2
Dallas	472	San Patricio	7	Jones	3	Winkler	2
Bexar	200	Cass	6	Kleberg	3	Young	2
Travis	166	Cooke	6	Live Oak	3	Zapata	2
Tarrant	142	Grimes	6	Llano	3	Andrews	1
El Paso	87	Guadalupe	6	Medina	3	Archer	1
Nueces	78	Hardin	6	Reeves	3	Austin	1
Jefferson	66	Henderson	6	Sabine	3	Brewster	1
Lubbock	39	Madison	6	Stephens	3	Childress	1
Hidalgo	37	Nacogdoches	6	Titus	3	Cochran	1
Webb	33	Parker	6	Upshur	3	Collingsworth	1
McLennan	32	Shelby	6	Uvalde	3	Concho	1
Denton	30	Wharton	6	Van Zandt	3	Cottle	1
Potter	29	Anderson	5	Waller	3	Crane	1
Bowie	28	Bastrop	5	Washington	3	Crockett	1
Galveston	27	Burleson	5	Zavala	3	Crosby	1
Cameron	26	Cherokee	5	Baylor	2	Ellis	1
Jim Wells	23	Hood	5	Bosque	2	Fisher	1
Gregg	22	Hutchinson	5	Brooks	2	Foard	1
Taylor	22	Palo Pinto	5	Calhoun	2	Franklin	1
Fort Bend	21	Panola	5	Colorado	2	Hudspeth	1
Bell	19	Rockwall	5	Comanche	2	Kenedy	1
Brazoria	19	San Jacinto	5	Deaf Smith	2	Kimble	1
Collin	18	Starr	5	Falls	2	Knox	1
Brazos	17	Aransas	4	Gillespie	2	Lamar	1
Ector	17	Bailey	4	Goliad	2	La Salle	1
Smith	17	Bee	4	Gonzales	2	Lavaca	1
Victoria	17	Burnet	4	Gray	2	Lipscomb	1
Johnson	15	Dawson	4	Hale	2	Lynn	1
Montgomery	15	Dimmit	4	Hamilton	2	McCulloch	1
Wichita	15	Duval	4	Hansford	2	McMullen	1
Eastland	14	Howard	4	Hardeman	2	Menard	1
Midland	12	Hunt	4	Hays	2	Milam	1
Angelina	11	Kendall	4	Hill	2	Mitchell	1
Harri son	11	Liberty	4	Houston	2	Newton	1
Orange	11	Marion	4	Jack	2	Parmer	1
Grayson	10	Navarro	4	Karnes	2	Rains	1
Lee	10	Robertson	4	Kinney	2	Reagan	1
Erath	8	Tom Green	4	Lamb	2	Real	1
Fayette	8	Williamson	4	Limestone	2	Red River	1
Jasper	8	Bandera	3	Montague	2	Terrell	1
Kerr	8	Caldwell	3	Moore	2	Terry	1
Randall	8	Carson	3	Morris	2	Upton	1
Rusk	8	Chambers	3	Pecos	2	Ward	1
Walker	8	Coryell	3	Polk	2	Wilbarger	1
Brown	7	Fannin	3	Refugio	2	Wilson	1
Comal	7	Freestone	3	San Augustine	2	Wise	1
Hopkins	7	Frio	3	San Saba	2	Yoakum	1
Kaufman	7	Gaines	3	Swisher	2		
Leon	7	Garza	3	Trinity	2		
Matagorda	7	Hall	3	Tyler	2		

# COURTS OF APPEALS

## 1982 Statistics (Continued)

### COUNTIES FROM WHICH CRIMINAL CASES WERE APPEALED DURING 1982

Harris	1,078	Hood	8	Bee	3	Ochiltree	2
Dallas	877	Hunt	8	Brooks	3	Rusk	2
Bexar	232	Kerr	8	Cass	3	Upshur	2
Tarrant	182	Kleberg	8	Cooke	3	Uvalde	2
El Paso	167	Moore	8	Culberson	3	Wilson	2
Jefferson	120	Victoria	8	Dawson	3	Young	2
Palo Pinto	106	Eastland	7	Fisher	3	Andrews	1
Travis	106	Navarro	7	Gaines	3	Bastrop	1
Lubbock	99	Nolan	7	Goliad	3	Burleson	1
Nueces	92	Van Zandt	7	Karnes	3	Cherokee	1
Taylor	72	Chambers	6	Lipscomb	3	Colorado	1
Bell	58	Comal	6	Live Oak	3	Coryell	1
Potter	58	Deaf Smith	6	Milam	3	Crockett	1
Galveston	54	Falls	6	Swisher	3	Dimmit	1
Collin	47	Harrison	6	Ward	3	Floyd	1
Brazoria	35	Henderson	6	Atascosa	2	Foard	1
McLennan	35	Hockley	6	Bandera	2	Garza	1
Grayson	33	Jackson	6	Calhoun	2	Hamilton	1
Hale	33	Kaufman	6	Carson	2	Hardin	1
Gregg	32	Angelina	5	Castro	2	Hartley	1
Cameron	31	Aransas	5	Childress	2	Haskell	1
Brazos	25	Dallam	5	Clay	2	Kendall	1
Smith	25	Gray	5	Coleman	2	Knox	1
Orange	22	Hopkins	5	Collingsworth	2	Lee	1
Denton	21	Lamb	5	Comanche	2	Leon	1
Wichita	21	Shelby	5	Erath	2	Madison	1
Caldwell	20	Webb	5	Freestone	2	Matagorda	1
Hidalgo	20	Bowie	4	Gillespie	2	Parmer	1
Randall	20	Brown	4	Gonzales	2	Polk	1
Ector	19	Fayette	4	Grimes	2	Rains	1
Midland	19	Hutchinson	4	Guadalupe	2	Reagan	1
Fort Bend	18	Lampasas	4	Hansford	2	Runnels	1
Ellis	12	Liberty	4	Hardeman	2	San Jacinto	1
Hill	12	Limestone	4	Houston	2	Schleicher	1
Frio	11	Refugio	4	Howard	2	Stonewall	1
Nacogdoches	11	Scurry	4	Hudspeth	2	Terrell	1
Reeves	11	Terry	4	Jasper	2	Titus	1
San Patricio	11	Val Verde	4	Jim Wells	2	Trinity	1
Williamson	11	Waller	4	Johnson	2	Upton	1
Walker	10	Willacy	4	Kinney	2	Wharton	1
Montgomery	9	Wise	4	McCulloch	2	Wheeler	1
Parker	9	Anderson	3	Maverick	2	Wilbarger	1
Tom Green	9	Austin	3	Medina	2		
Hays	8	Bailey	3	Mitchell	2		