

# COURTS OF APPEALS

## Analysis of 1983 Activity

There are 14 Courts of Appeals in Texas which, since September 1, 1981, have heard intermediate appeals in both civil and criminal cases. Five of the courts have three justices each. The others range in size up to the Dallas Court, with 13 justices.

There were a total of 79 justices on the Courts of Appeals at the beginning of 1983. One more was added to the Fort Worth Court on September 1, for a total at the end of the year of 80 justices statewide.

### Growth of Criminal Backlog Controlled

The growth of the backlog of criminal appeals in Texas, which reached crisis proportions from 1974 to 1980, was brought under control by the Courts of Appeals during 1983.

From 1974 to 1980--when original criminal appeals were heard exclusively by the single Court of Criminal Appeals in Austin--the backlog had grown annually by an average of 45 percent per

year.

During 1982, the first full year in which the intermediate Courts of Appeals had jurisdiction over criminal cases, the pending criminal case backlog in those courts increased by only 7.1 percent and in 1983, pending criminal cases decreased 21.2 percent.

The Courts of Appeals had 4,423 criminal cases and 2,393 civil cases pending as of January 1, 1983. On December 31, 3,518 criminal cases and 2,574 civil cases were pending.

These 14 courts disposed of 8,038 total cases during 1983, an average of 102 dispositions (64 criminal and 38 civil) per justice. A total of 7,314 cases were added to the dockets of the Courts of Appeals during the year, which included 4,132 criminal cases and 3,182 civil cases. This was a decrease of 4 percent from the 7,611 total cases added in 1982. However, while criminal cases added decreased 12 percent from the 4,691 filed in 1982, civil cases increased 9 percent over the 2,920 filed in 1982.

Figure 6.  
TOTAL WORKLOAD, COURTS OF APPEALS  
1983

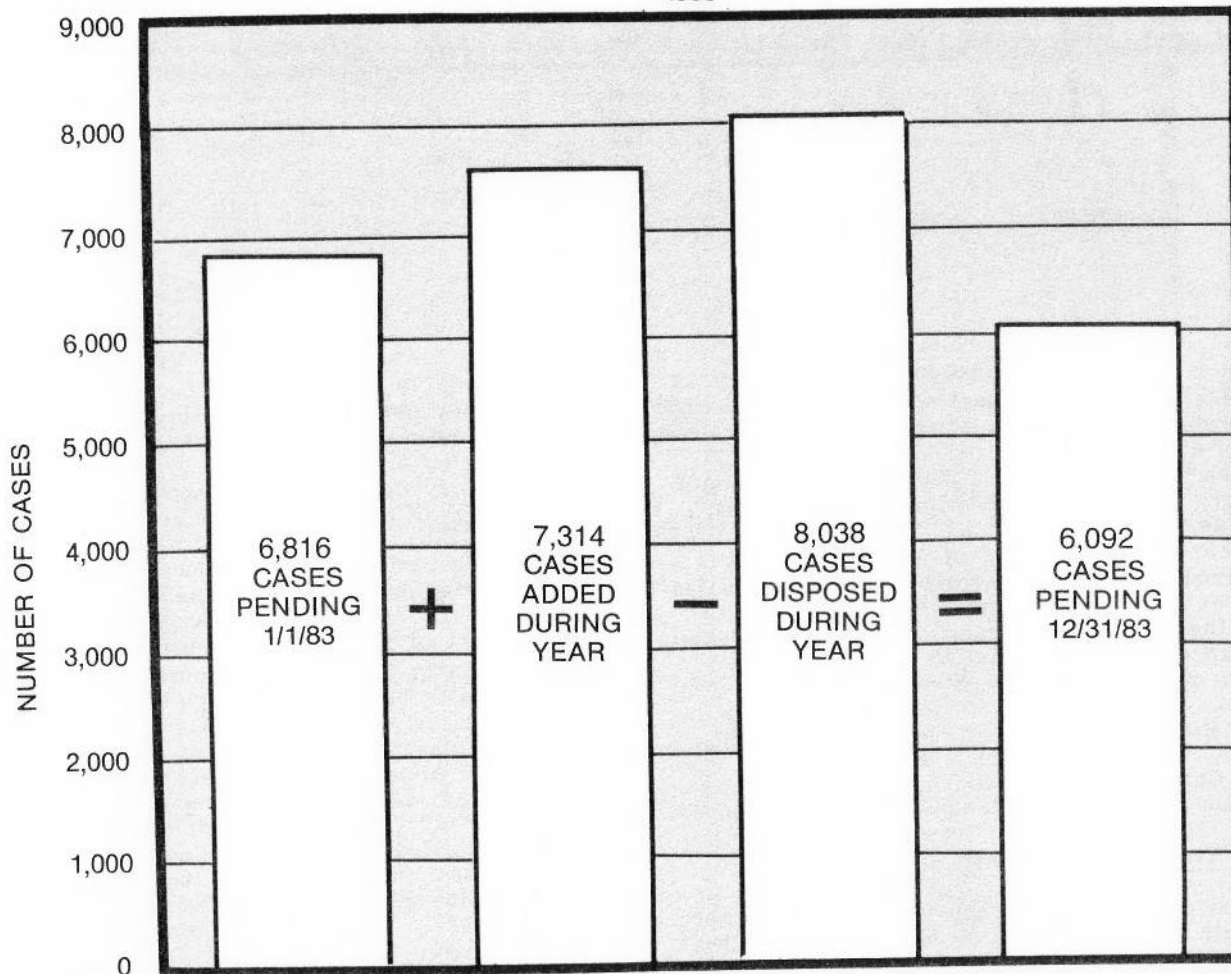
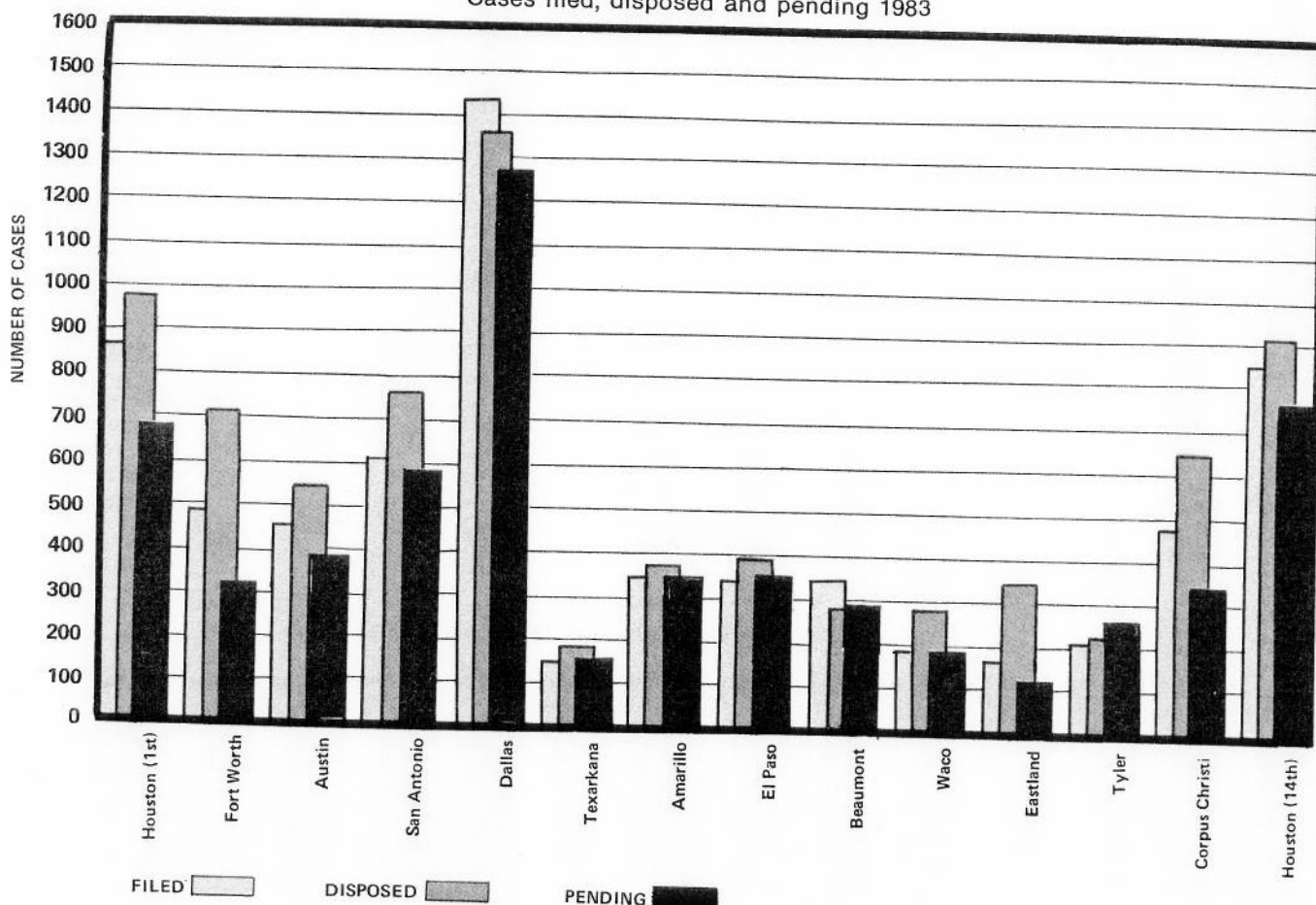


Figure 7.  
COURTS OF APPEALS  
Cases filed, disposed and pending 1983



One measure of the success of the Courts of Appeals in handling criminal cases is their record in disposing of cases transferred to them by the Court of Criminal Appeals.

When the Courts of Appeals first began exercising criminal jurisdiction on September 1, 1981--as the result of a constitutional amendment--the Court of Criminal Appeals transferred 1,637 pending criminal cases from its docket to the various Courts of Appeals.

Of the 1,637 cases transferred, all but 3 had been disposed of by the end of 1983.

Two of the Courts of Appeals are located in Houston. One each is located in Fort Worth, Austin, San Antonio, Dallas, Texarkana, Amarillo, El Paso, Beaumont, Waco, Eastland, Tyler and Corpus Christi. Each court has jurisdiction over a supreme judicial district.

#### Filings Averaged 88 Per Justice

Considering civil and criminal cases together, the Ninth Court in Beaumont had the highest average number of new cases filed per justice

(115) during 1983. The other courts ranged down to 51 cases per justice filed in the Sixth Court in Texarkana. State average filings were 88 per justice.

The Eleventh Court of Appeals in Eastland disposed of the largest number of cases per justice (115) during 1983. State average dispositions were 100.5 per justice.

The largest number of pending cases per justice at the end of the year (99) was in the Ninth Court of Appeals in Beaumont. The lowest number was in the Eleventh Court in Eastland (40 per justice). The State average for pending cases was 76 per justice.

Approximately 24 percent of all cases filed in a Court of Appeals in Texas in 1983 were filed in one of the two Courts located in Houston. Approximately 21 percent of all cases filed in the State were filed in the Dallas Court.

In 1983, justices of the Courts of Appeals wrote 7,613 opinions, 17 percent more than the 6,509 in 1982. The Courts of Appeals reversed, at least in part, the decision of the trial court in 12.5 percent of the cases disposed of, compared to

13.3 percent in 1982.

While the 14 Courts of Appeals operate to a large extent as autonomous courts in specific geographic areas, some equalization of the dockets occurs by transfer of cases among the courts by order of the Supreme Court, pursuant to Article 1738, V.T.C.S. The Supreme Court transferred 152 civil cases and 623 criminal cases in 1983, compared with 59 civil cases and 61 criminal cases transferred in 1982.

Disposition of Criminal Cases

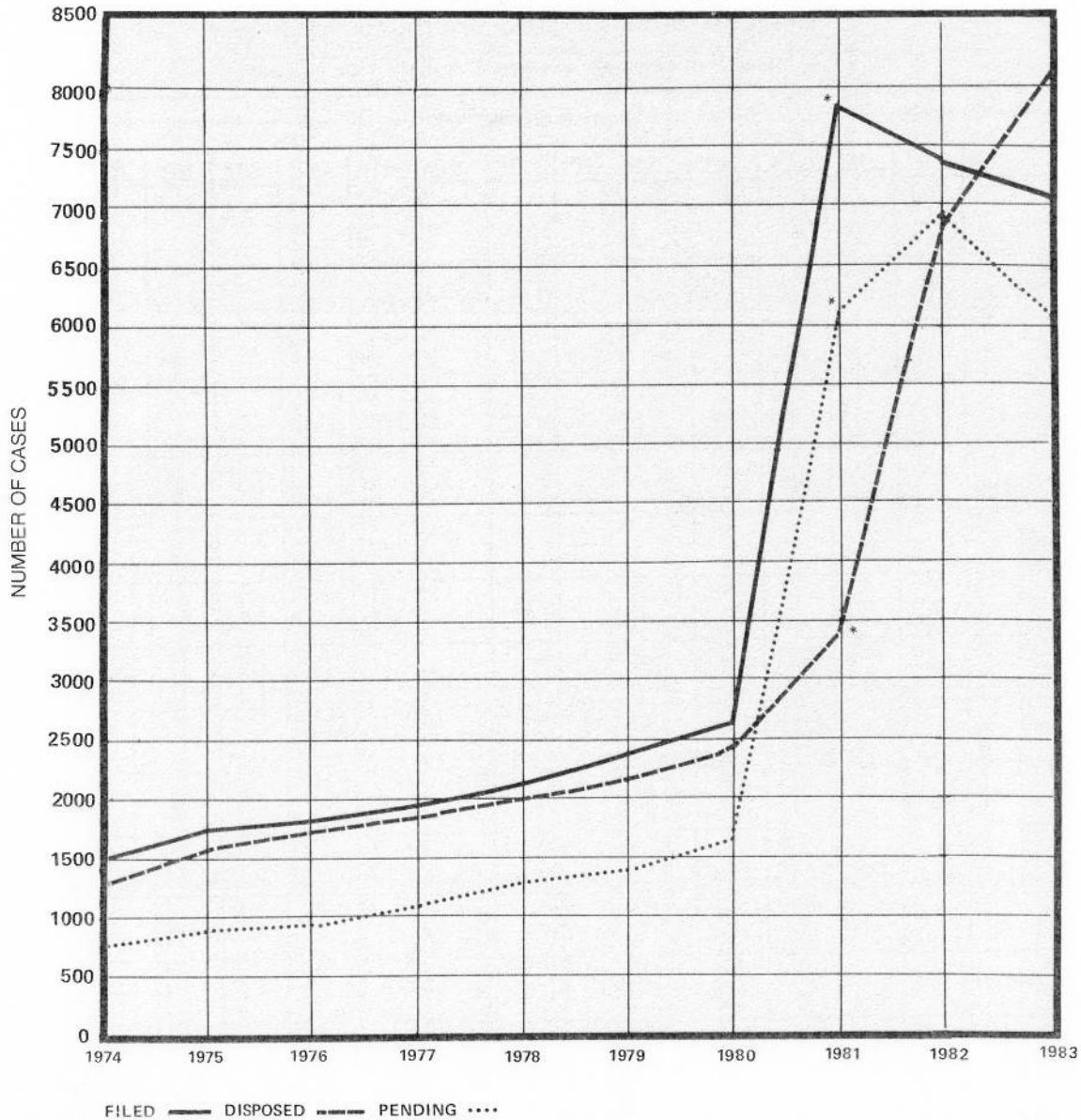
Of the 3,518 criminal cases pending in the Courts of Appeals at the end of 1983, 46 percent

had been on the docket less than 6 months, 36 percent from 6 to 12 months, and 18 percent more than 12 months.

The average lapse of time between filing of a criminal case in a Court of Appeals and its disposition ranged from 4.4 months in the Waco Court to 13.7 months in the Tyler Court. The average lapse of time for cases statewide was 10.1 months.

A case is "submitted" when the court hears oral argument or when it is referred to the justices for formal consideration if no oral argument is heard. The average lapse of time between submission of a criminal appeal and its disposition ranged from 0.4 of a month in the Waco

Figure 8.  
COURTS OF APPEALS  
Cases filed, disposed and pending 1974-1983



\* Caseloads increased sharply in 1981 when Courts of Appeals acquired criminal jurisdiction. Before 1981, caseloads included only civil cases; since 1981, both civil and criminal are included. Of the 6,092 cases pending on 12-31-83, 2,574 were civil and 3,518 were criminal.

Court to 2.9 months in the El Paso Court. The average lapse of time for cases statewide was 1.3 months.

New civil cases filed in all of the Courts of Appeals during 1983 increased 7.9 percent over 1982. More new civil cases were filed in 1983 than in 1982 in all but the Austin, Amarillo, Beaumont, Waco, and Eastland Courts. Of the courts with increased civil filings, the Thirteenth Court in Corpus Christi experienced the largest percentage increase--23.9 percent (49 cases). The Dallas Court continued to receive more new civil filings than any other court--568 compared to the average of 221 per court. The two courts in Houston, each of which has jurisdiction of the same geographical area, received a total of 697 civil cases each, 81 cases (13 percent) more than in 1982.

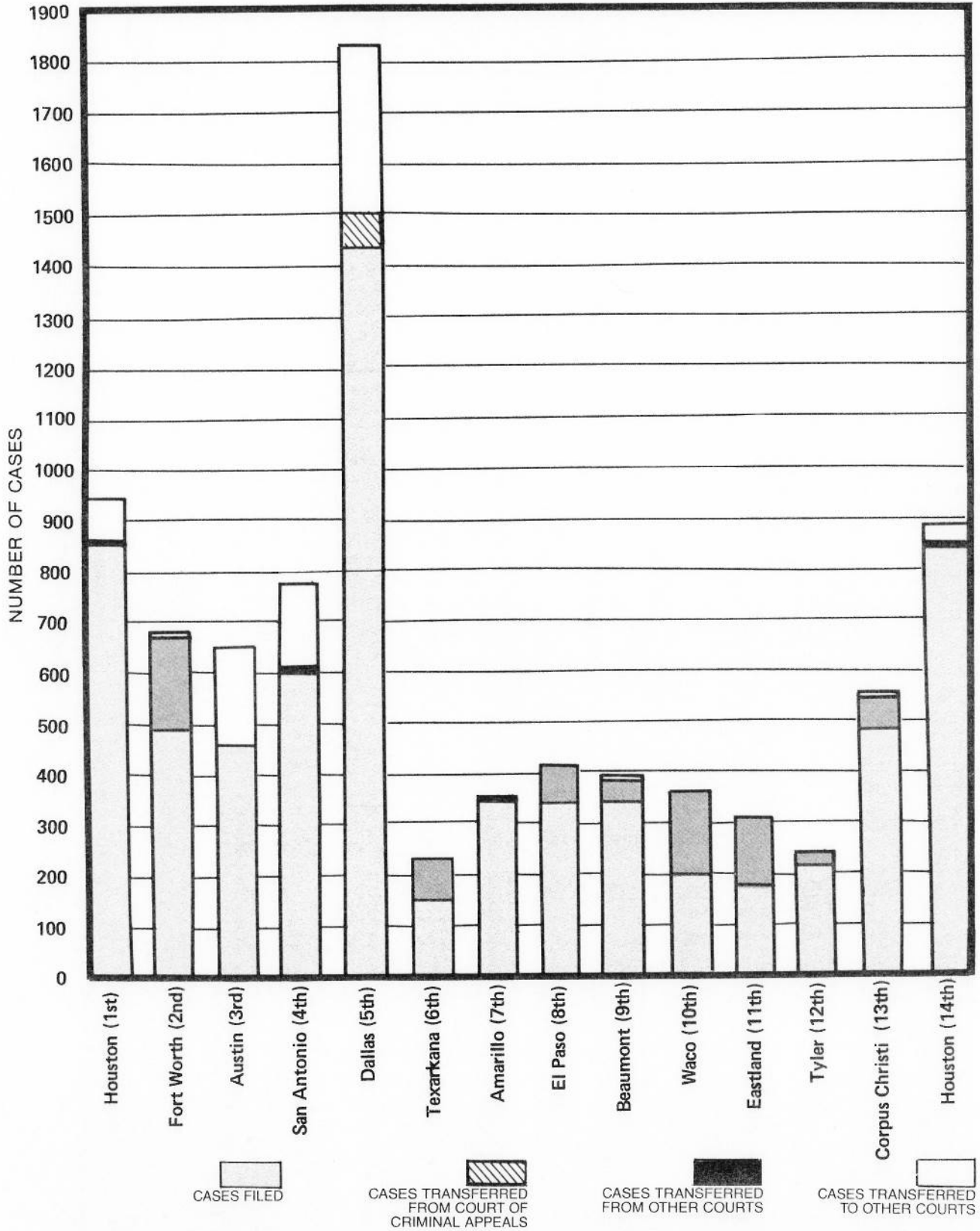
At the end of 1983, 2,574 civil cases were pending on the dockets of the Courts of Appeals, 5.8 percent more than the 2,432 pending on December 31, 1982. Of those civil cases pending December 31, 1983, 45.6 percent had been on the docket less than 6 months, 33.7 percent from 6 to 12 months, and 20.6 percent more than 12 months.

The average lapse of time between the filing of a civil case in a Court of Appeals and its disposition ranged from 4.2 months in the Waco Court to 13.8 months in the Amarillo Court. The average lapse of time for cases statewide was 9.1 months.

The average lapse of time from the submission of a civil case to the court and its disposition ranged from 0.5 of a month in the Waco Court to 5.1 months in the San Antonio Court. The average lapse of time for cases statewide was 2.5 months.

EQUALIZATION OF COURTS OF APPEALS DOCKETS BY THE SUPREME COURT															
Cases Transferred Between Courts of Appeals During 1983															
	COURTS RECEIVING TRANSFERS														TOTAL TRANSFERS SENT
	1ST	2ND	3RD	4TH	5TH	6TH	7TH	8TH	9TH	10TH	11TH	12TH	13TH	14TH	
1ST COURT Houston	---									82					82
2ND COURT Fort Worth		---		1											1
3RD COURT Austin			---			75			50	25		24			174
4TH COURT San Antonio		45		---			1	40		60			18		164
5TH COURT Dallas		132			---			25			137		25		319
6TH COURT Texarkana						---									0
7TH COURT Amarillo							---								0
8TH COURT El Paso								---							0
9TH COURT Beaumont	1								---						1
10TH COURT Waco										---					0
11TH COURT Eastland											---				0
12TH COURT Tyler												---			0
13TH COURT Corpus Christi													---	1	1
14TH COURT Houston	2								1				30	---	33
TOTAL TRANSFERS RECEIVED	3	177	0	1	0	75	1	65	51	167	137	24	73	1	775

Figure 9.  
 COURTS OF APPEALS  
 Workloads and cases transferred 1983



# COURTS OF APPEALS

## Total of 1983 Reported Activity

### CRIMINAL & CIVIL CASES

	TOTALS	AVERAGES PER JUSTICE*
<u>CASES PENDING JANUARY 1, 1983</u> . . . . .	6,816	86
<u>CASES ADDED DURING 1983:</u>		
New Cases Filed . . . . .	6,962	88
Other Cases Added . . . . .	352	4
TOTAL CASES ADDED DURING 1983 . . . . .	7,314	92
<u>CASES DISPOSED OF DURING 1983:</u>		
Cases affirmed . . . . .	4,536	
Cases modified and/or reformed and affirmed . .	141	
Cases affirmed in part and in part reversed and remanded . . . . .	43	
Cases affirmed in part and in part reversed and rendered . . . . .	49	
Cases reversed and remanded . . . . .	747	
Cases reversed and rendered . . . . .	165	
Cases dismissed:		
With written opinion . . . . .	1,005	
Without written opinion . . . . .	656	
Cases otherwise disposed:		
With written opinion . . . . .	450	
Without written opinion . . . . .	201	
Cases consolidated into other cases . . . . .	45	
TOTAL DISPOSITIONS DURING 1983 . . . . .	8,038	102
<u>CASES PENDING DECEMBER 31, 1983</u> . . . . .	6,092	77
Civil cases pending . . . . .	2,574	33
Criminal cases pending . . . . .	3,518	44
<u>OPINIONS WRITTEN DURING 1983</u> . . . . .	7,613	96

\* Averages based on 79 justices

# COURTS OF APPEALS 1983 Statistics

	HOUSTON (1ST COURT)		FORT WORTH (2ND COURT)		AUSTIN (3RD COURT)		SAN ANTONIO (4TH COURT)		DALLAS (5TH COURT)						
	CIVIL	CRIM TOTAL	CIVIL	CRIM TOTAL	CIVIL	CRIM TOTAL	CIVIL	CRIM TOTAL	CIVIL	CRIM TOTAL					
Cases pending January 1, 1983 . . . . .	174	656	830	112	218	350	289	350	639	444	839	400	994	1394	
New cases filed during 1983 . . . . .	357	506	863	218	273	491	238	225	463	358	252	610	568	864	1432
Cases transferred from Court of Criminal Appeals . . . . .	0	0	0	0	0	0	0	0	0	0	0	0	0	75	75
SUBTOTAL CASES ADDED . . . . .	357	506	863	218	27	491	238	225	463	358	252	610	586	939	1507
Cases transferred in . . . . .	2	1	3	5	172	177	0	0	0	0	1	1	0	0	0
Cases transferred out . . . . .	-7	-75	-82	0	-1	-1	-74	-100	-174	-1	-163	-164	-67	-252	-319
Rehearings granted . . . . .	3	7	10	8	9	17	0	2	2	17	4	21	5	9	14
Cases reinstated . . . . .	4	16	20	6	3	9	1	4	5	0	38	38	9	9	18
Cases remanded from higher courts . . . . .	1	12	13	2	3	5	1	0	1	0	4	4	4	10	14
TOTAL CASES ON DOCKET . . . . .	534	1123	1657	351	677	1028	455	481	936	769	580	1349	919	1709	2628
Cases affirmed . . . . .	146	438	584	72	347	419	62	234	296	120	155	275	122	650	772
Cases modified and/or reformed and affirmed . . . . .	1	4	5	4	4	8	9	18	27	11	7	18	0	9	9
Cases affirmed in part and in part reversed and remanded . . . . .	0	0	0	2	0	2	3	1	4	6	0	6	3	0	3
Cases affirmed in part and in part reversed and rendered . . . . .	0	0	0	4	0	4	1	0	1	12	0	12	0	0	0
Cases reversed and remanded . . . . .	40	55	95	43	29	72	32	29	61	50	29	79	35	91	126
Cases reversed and rendered . . . . .	17	3	20	13	5	18	5	0	5	14	0	14	15	3	18
Cases dismissed:															
With written opinion . . . . .	98	101	199	2	69	71	17	33	50	61	40	101	6	5	11
Without written opinion . . . . .	0	0	0	68	0	68	53	0	53	60	45	105	193	109	302
Cases otherwise disposed:															
With written opinion . . . . .	28	21	49	21	14	35	13	28	41	45	75	120	30	7	37
Without written opinion . . . . .	1	28	29	10	3	13	8	1	9	15	8	23	56	19	75
Cases consolidated into other cases . . . . .	0	0	0	1	0	1	0	0	0	5	9	14	4	1	2
TOTAL CASES DISPOSED . . . . .	331	650	981	240	471	711	203	344	547	399	368	767	464	894	1358
Cases decided:															
Excluding cases without written opinion . . . . .	330	622	952	161	468	629	142	343	485	319	306	625	211	765	976
Excluding dismissals with opinion and cases without written opinion . . . . .	232	521	753	159	399	558	125	310	435	258	266	524	205	760	965
Cases pending:															
Pending up to 6 months . . . . .	124	182	306	82	137	219	106	87	193	126	99	225	197	364	561
Pending from 6 to 12 months . . . . .	55	152	207	25	53	78	72	30	102	119	67	186	180	327	507
Pending over 12 months . . . . .	24	139	163	4	16	20	74	20	94	125	46	171	78	124	202
TOTAL CASES PENDING DECEMBER 31, 1983 . . . . .	203	473	676	111	206	317	252	137	389	370	212	582	455	815	1270
Average time between date of filing and disposition (months) . . . . .	6.9	11.9	10.2	5.9	6.3	6.2	12.0	7.5	9.2	13.5	12.3	12.9	7.7	12.5	10.9
Average time between date of submission and disposition (months) . . . . .	1.3	0.9	1.0	0.8	0.7	0.7	3.2	1.9	2.4	5.1	2.8	4.0	1.6	1.1	1.3

# COURTS OF APPEALS

## 1983 Statistics (Continued)

	TEXARKANA (6TH COURT)		AMARILLO (7TH COURT)		EL PASO (8TH COURT)		BEAUMONT (9TH COURT)		MCCOY (10TH COURT)						
	CIVIL	CRIM TOTAL	CIVIL	CRIM TOTAL	CIVIL	CRIM TOTAL	CIVIL	CRIM TOTAL	CIVIL	CRIM TOTAL					
Cases pending January 1, 1983. . . . .	51	65	116	149	236	385	116	239	355	99	88	187	45	58	103
New cases filed during 1983. . . . .	73	81	154	125	227	352	144	198	342	132	212	344	88	105	193
Cases transferred from Court of Criminal Appeals . . . . .	0	0	0	0	0	0	0	0	0	0	0	0	0	0	0
SUBTOTAL CASES ADDED . . . . .	73	81	154	125	227	352	144	198	342	132	212	344	88	105	193
Cases transferred in . . . . .	25	50	75	1	0	1	25	40	65	0	51	51	32	135	167
Cases transferred out. . . . .	0	0	0	0	0	0	0	0	0	-1	0	-1	0	0	0
Rehearings granted . . . . .	2	1	3	0	0	0	2	1	3	1	1	2	2	0	2
Cases reinstated . . . . .	0	0	0	1	2	3	2	1	3	3	0	3	1	1	2
Cases remanded from higher courts. . . . .	0	2	2	0	2	2	0	0	0	1	1	2	0	2	2
TOTAL CASES ON DOCKET. . . . .	151	199	350	276	467	743	289	479	768	235	353	588	168	301	469
Cases affirmed . . . . .	39	75	112	43	156	199	62	156	218	45	144	189	64	120	184
Cases modified and/or reformed and affirmed. . . . .	2	0	2	4	9	13	9	4	13	4	1	5	1	4	5
Cases affirmed in part and in part reversed and remanded . . . . .	1	0	1	2	0	2	1	2	3	1	0	1	2	1	3
Cases affirmed in part and in part reversed and rendered . . . . .	2	0	2	4	0	4	3	0	3	0	0	0	0	0	2
Cases reversed and remanded. . . . .	8	3	11	19	12	31	12	30	42	9	9	18	14	7	21
Cases reversed and rendered. . . . .	4	0	4	6	1	7	2	8	10	4	3	7	5	6	11
Cases dismissed: . . . . .															
With written opinion . . . . .	26	24	50	36	65	101	11	4	15	5	10	15	22	21	43
Without written opinion. . . . .	0	0	0	0	0	0	28	40	68	24	9	33	1	0	1
Cases otherwise disposed: . . . . .															
With written opinion . . . . .	1	3	4	10	16	26	17	5	22	11	4	15	7	2	9
Without written opinion. . . . .	0	0	0	0	0	0	1	1	2	7	2	9	3	0	3
Cases consolidated into other cases. . . . .	0	0	0	0	0	0	1	1	2	0	0	0	0	0	0
TOTAL CASES DISPOSED . . . . .	83	103	186	124	259	383	147	251	398	110	182	292	121	161	282
Cases decided: . . . . .															
Excluding cases without written opinion. . . . .	83	103	186	124	259	383	117	209	326	79	171	250	117	161	278
Excluding dismissals with opinion and cases without written opinion. . . . .	57	79	136	88	194	282	106	205	311	74	161	235	95	140	235
Cases pending: . . . . .															
Pending up to 6 months . . . . .	22	41	63	51	79	130	63	95	158	55	81	136	27	71	98
Pending from 6 to 12 months. . . . .	34	39	73	39	79	118	61	73	134	40	88	128	19	67	86
Pending over 12 months . . . . .	12	16	28	62	50	112	18	60	78	30	2	32	1	2	3
TOTAL CASES PENDING DECEMBER 31, 1983. . . . .	68	96	164	152	208	360	142	228	370	125	171	296	47	140	187
Average time between date of filing and disposition (months) . . . . .	6.1	8.2	7.5	13.8	10.6	11.6	10.4	10.2	10.3	8.8	6.7	7.5	4.2	4.4	4.3
Average time between date of submission and disposition (months) . . . . .	2.4	2.0	2.2	3.4	1.3	2.0	4.6	2.9	3.5	3.7	1.0	2.0	0.5	0.4	0.4



# COURTS OF APPEALS

## 1983 Statistics (Continued)

	EASTLAND (11TH COURT)		TYLER (12TH COURT)		CORPUS CHRISTI (13TH COURT)		HOUSTON (14TH COURT)		GRAND TOTALS						
	CIVIL	CRIM	CIVIL	CRIM	CIVIL	CRIM	CIVIL	CRIM	CIVIL	CRIM	TOTAL				
Cases pending January 1, 1983. . . . .	55	88	143	121	128	249	157	266	423	230	593	823	2393	4423	6816
New cases filed during 1983. . . . .	77	95	172	115	96	211	254	226	480	340	515	855	3087	3875	6962
Cases transferred from Court of Criminal Appeals . . . . .	0	0	0	0	0	0	0	0	0	0	0	0	0	75	75
SUBTOTAL CASES ADDED . . . . .	77	95	172	115	96	211	254	226	480	340	515	855	3087	3950	7037
Cases transferred in . . . . .	12	125	137	24	0	24	25	48	73	1	0	1	152	623	775
Cases transferred out. . . . .	0	0	0	0	0	0	-1	0	-1	-1	-32	-33	-152	-623	-775
Rehearings granted . . . . .	3	1	4	4	2	6	3	1	4	1	3	4	51	41	92
Cases reinstated . . . . .	2	6	8	1	2	3	1	3	4	2	6	8	33	91	124
Cases remanded from higher courts. . . . .	1	0	1	0	3	3	1	6	7	0	5	5	11	50	61
TOTAL CASES ON DOCKET. . . . .	150	315	465	265	231	496	440	550	990	573	1090	1663	5575	8555	14130
Cases affirmed . . . . .	46	186	232	43	76	119	110	267	377	106	454	560	1080	3456	4536
Cases modified and/or reformed and affirmed. . . . .	5	9	14	3	0	3	2	5	7	5	7	12	60	81	141
Cases affirmed in part and in part reversed and remanded . . . . .	1	0	1	3	0	3	7	1	8	6	0	6	38	5	43
Cases affirmed in part and in part reversed and rendered . . . . .	3	0	3	6	0	6	8	0	8	4	0	4	49	0	49
Cases reversed and remanded. . . . .	7	17	24	20	15	35	24	23	47	43	42	85	356	391	747
Cases reversed and rendered. . . . .	15	1	16	5	0	5	17	2	19	11	0	11	133	32	165
Cases dismissed:															
With written opinion . . . . .	12	2	14	18	16	34	64	57	121	103	77	180	481	524	1005
Without written opinion. . . . .	11	14	25	0	0	0	0	1	1	0	0	0	438	218	656
Cases otherwise disposed:															
With written opinion . . . . .	4	6	10	6	7	13	12	23	35	11	23	34	216	234	450
Without written opinion. . . . .	1	1	2	3	6	9	17	7	24	0	3	3	122	79	201
Cases consolidated into other cases. . . . .	0	4	4	2	0	2	0	2	2	15	0	15	28	17	45
TOTAL CASES DISPOSED . . . . .	105	240	345	109	120	229	261	388	649	304	606	910	3001	5037	8038
Cases decided:															
Excluding cases without written opinion. . . . .	93	221	314	104	114	218	244	378	622	289	603	892	2413	4723	7136
Excluding dismissals with opinion and cases without written opinion. . . . .	81	219	300	86	98	184	180	321	501	186	526	712	1932	4199	6131
Cases pending:															
Pending up to 6 months . . . . .	42	61	103	51	37	88	97	74	171	131	211	342	1174	1619	2793
Pending from 6 to 12 months. . . . .	2	10	12	64	33	97	66	71	137	93	190	283	869	1279	2148
Pending over 12 months . . . . .	1	4	5	41	41	82	16	17	33	45	83	128	531	620	1151
TOTAL CASES PENDING DECEMBER 31, 1983. . . . .	45	75	120	156	111	267	179	162	341	269	484	753	2574	3518	6092
Average time between date of filing and disposition (months) . . . . .	5.3	4.9	5.0	12.9	13.7	13.3	9.2	11.8	10.7	8.9	10.6	10.0	9.1	10.1	9.7
Average time between date of submission and disposition (months) . . . . .	0.9	0.5	0.6	3.6	2.8	3.2	3.3	2.2	2.6	1.3	0.5	0.8	2.5	1.3	1.8

# COURTS OF APPEALS

## 1983 Statistics (Continued)

CASES IN WHICH OPINIONS WERE WRITTEN BY JUSTICES OF THE COURTS OF APPEALS

COURT AND JUSTICES	Original Opinions On Merits	Concurring Opinions	Dissenting Opinions	Opinions Refusing Rehearing	*Opinions Granting Rehearing	Opinions Dismissing Appeal	Other Opinions	Per Curiam Opinions	TOTAL PER JUSTICE	TOTAL PER COURT
<b>FIRST, HOUSTON</b>										
Frank G. Evans	79	2	1	1	1	3	0	43	130	993
James F. Warren	94	2	1	1	0	0	0	49	147	
Henry E. Doyle	64	1	2	0	0	2	0	35	104	
Jack Smith	67	0	0	1	0	3	0	52	123	
Sam Bass	61	0	1	3	0	3	0	30	98	
Lee Duggan, Jr.	61	0	0	0	0	2	0	41	104	
Freeman Bullock	61	0	0	0	1	0	0	31	93	
Murray B. Cohen	64	4	3	0	0	7	0	32	110	
Ben G. Levy	53	2	3	0	0	1	0	25	84	
<b>SECOND, FORT WORTH</b>										
Howard M. Fender	83	0	1	0	4	1	8	43	140	
1 Joe Spurlock	5	0	0	0	0	0	0	0	5	
W. A. Hughes, Jr.	71	0	1	0	5	1	1	12	91	
Walter E. Jordan	73	0	4	0	2	1	1	22	103	
Clyde R. Ashworth	87	0	1	0	2	2	0	27	119	
William E. Burdock	84	1	2	0	1	0	0	15	103	
2 Joe Spurlock, II	66	0	3	1	0	4	2	20	96	
3 John Hill	4	0	0	0	0	0	0	0	4	
<b>THIRD, AUSTIN</b>										
John C. Phillips	60	1	2	1	0	0	0	29	93	
Bob Shannon	59	1	1	3	0	0	2	28	94	
John Powers	72	2	2	1	0	1	1	28	107	
Earl W. Smith	73	0	0	0	1	1	0	28	103	
Jim Brady	51	1	1	2	1	0	0	29	85	
Robert A. (Bob) Gammage	21	1	0	0	1	0	0	28	51	
<b>FOURTH, SAN ANTONIO</b>										
Carlos C. Oadena	32	2	2	2	2	8	4	98	150	
Rudy Esquivel	44	1	5	0	2	3	2	36	93	
Shirley W. Butts	65	5	5	0	0	2	1	16	94	
Antonio G. Centu	51	4	9	1	2	1	1	27	96	
Blair Reeves	57	1	2	1	3	2	4	31	101	
Peña Tijerina	75	0	9	2	4	0	0	11	101	
Preston H. Dial, Jr.	44	2	5	0	0	0	3	43	97	
<b>FIFTH, DALLAS</b>										
Clarence A. Gulttard	29	1	0	2	1	1	8	8	50	
Ted M. Akin	59	0	3	2	3	2	5	14	88	
Spencer Carver	56	0	4	0	0	1	1	25	87	
Charles H. Storey	48	1	0	0	0	0	0	24	73	
Bill J. Stephens	71	1	1	2	1	0	0	13	89	
Jon Sparling	57	3	4	2	0	0	1	16	83	
John C. Vance	78	0	1	0	1	0	1	10	91	
4 Joe Fish	18	0	0	0	0	0	1	3	23	
James Allen	63	0	0	1	1	0	1	12	78	
Merren Whitham	89	3	11	0	2	0	1	11	118	
Patrick C. Gulliot	51	0	1	0	1	0	1	18	72	
Gordon H. Rowe, Jr.	49	0	0	2	1	0	0	15	67	
5 Annette Stewart	28	0	1	0	0	0	0	9	38	
6 Robert B. Maloney	16	1	0	0	0	0	0	15	32	
7 Floyd A. Shumbaert	26	0	0	0	2	0	0	6	34	

SIXTH, TEXARKANA

William J. Cornelius	32	1	0	2	1	0	0	1	39	76
Bun L. Hutchinson	14	0	1	1	0	0	0	0	38	54
Charles Biell	41	1	1	0	0	0	1	0	20	64

SEVENTH, AMARILLO

Charles L. Reynolds	79	1	2	4	1	30	7	0	0	124
Carlton B. Dodson	64	2	0	3	0	21	1	0	0	91
Richard N. Counliss	64	0	0	4	0	28	6	0	0	102
John T. Boyd	76	0	0	3	0	22	2	0	0	103

EIGHTH, EL PASO

Stephen F. Pressler	69	0	0	0	0	1	0	3	73
William E. Ward	82	1	0	1	1	0	1	6	92
Max N. Osborn	71	1	2	1	1	0	1	7	84
Charles R. Schulte	70	0	0	0	0	1	0	16	87

NINTH, BEAUMONT

Martin Dies, Jr.	78	0	3	0	0	1	0	54	136
Harold R. Clayton	30	1	2	0	0	1	0	13	47
Jack Brookshire	66	0	0	0	0	0	0	7	73
James D. McNicholas	3	0	0	1	0	0	0	3	7

TENTH, WACO

Frank G. McDonald	89	0	0	1	0	14	0	0	104
Vic Hall	69	2	0	0	0	16	1	0	88
Bob L. Thomas	76	0	1	3	2	13	2	0	97

ELEVENTH, EASTLAND

Austin McCleod	90	0	0	3	1	4	0	1	99
Raleigh Brown	119	0	2	3	1	3	3	3	134
Bob Dickenson	85	1	3	2	1	3	3	2	100

TWELFTH, TYLER

J. W. Summers	38	0	0	0	0	8	0	15	61
Connally McKay	46	1	2	1	2	10	1	14	77
Paul S. Colley	64	5	0	0	2	9	1	11	92

THIRTEENTH, CORPUS CHRISTI

Paul W. Nye	86	2	5	4	0	7	2	13	119
Gerald T. Blissett	82	0	0	4	1	9	1	15	112
Horace S. Young	79	1	0	1	0	3	2	17	103
Norman L. Utter	87	1	0	1	1	0	1	21	112
Noah Kennedy	82	1	5	2	1	1	1	19	112
Raul A. Gonzalez	83	1	5	2	0	5	3	17	116

FOURTEENTH, HOUSTON

J. Curtiss Brown	48	0	1	2	0	3	0	52	106
Paul Pressler	65	0	0	0	0	6	1	40	112
William E. Junell	48	0	2	0	0	1	1	43	95
Paul C. Murphy	56	0	6	3	1	2	0	43	111
Sam Robertson	66	1	5	2	0	2	0	44	120
Ross A. Sears	39	0	1	0	0	7	0	42	89
Bill Cannon	55	0	1	0	0	1	2	101	101
Joe L. Draughn	40	0	0	1	0	6	0	46	93
George T. Ellis	56	0	0	0	0	6	0	43	105

TOTALS	5,006	67	142	87	63	297	94	1,857	7,613	7,613
--------	-------	----	-----	----	----	-----	----	-------	-------	-------

\* Ordinarily these are comparable to an original opinion on the merits.  
 1. Retired 2-2-83  
 2. Appointed effective 2-2-83  
 3. Appointed effective 10-26-83  
 4. Left office effective 3-14-83  
 5. Appointed effective 3-14-83  
 6. Appointed effective 1-1-83, Left office 7-15-83  
 7. Appointed effective 7-15-83  
 8. Appointed effective 10-19-83

# COURTS OF APPEALS

## 1983 Statistics (Continued)

COUNTIES FROM WHICH CIVIL CASES WERE APPEALED TO A COURT OF APPEALS DURING 1983

<u>County</u>	<u>Cases</u>	<u>County</u>	<u>Cases</u>	<u>County</u>	<u>Cases</u>	<u>County</u>	<u>Cases</u>
Harris	548	Nolan	8	Wise	4	Palo Pinto	2
Dallas	509	San Augustine	8	Zapata	4	Pecos	2
Bexar	200	Shelby	8	Bandera	3	Reagan	2
Travis	152	Starr	8	Bosque	3	Reeves	2
Tarrant	122	Van Zandt	8	Camp	3	San Jacinto	2
El Paso	90	Walker	8	Chambers	3	Sutton	2
Nueces	71	Williamson	8	Coryell	3	Terry	2
Jefferson	58	Angelina	7	Crockett	3	Throckmorton	2
Cameron	50	Burnet	7	Dallam	3	Trinity	2
Denton	38	Duval	7	Dawson	3	Washington	2
Webb	36	Panola	7	Deaf Smith	3	Winkler	2
Hidalgo	34	Wharton	7	Fannin	3	Andrews	1
Galveston	31	Aransas	6	Hood	3	Archer	1
McLennan	31	Burleson	6	Hopkins	3	Atascosa	1
Smith	30	Comal	6	Howard	3	Baylor	1
Brazoria	29	Comanche	6	Kendall	3	Brewster	1
Potter	28	Cooke	6	Lavaca	3	Carson	1
Collin	27	Erath	6	Leon	3	Cottle	1
Lubbock	25	Frio	6	Live Oak	3	Delta	1
Brazos	23	Hays	6	Medina	3	Dickens	1
Gregg	23	Hockley	6	Montague	3	Floyd	1
Jim Wells	23	Lamar	6	Sabine	3	Foard	1
Fort Bend	22	Liberty	6	Scurry	3	Hamilton	1
Wichita	22	Madison	6	Tyler	3	Haskell	1
Orange	19	Navarro	6	Wood	3	Hemphill	1
Bowie	18	Zavala	6	Bailey	2	Jim Hogg	1
Ector	18	Brooks	5	Bastrop	2	Kent	1
Taylor	18	Calhoun	5	Blanco	2	Kimble	1
Matagorda	17	Dimmit	5	Callahan	2	Kinney	1
Bell	15	Freestone	5	Collingsworth	2	Lampasas	1
Val Verde	15	Guadalupe	5	Colorado	2	La Salle	1
Hunt	14	Hale	5	Crosby	2	McCulloch	1
Midland	14	Henderson	5	De Witt	2	Martin	1
Montgomery	14	Houston	5	Donley	2	Menard	1
Grayson	13	Hutchinson	5	Fisher	2	Mills	1
San Patricio	13	Jackson	5	Garza	2	Mitchell	1
Anderson	12	Red River	5	Gillespie	2	Rains	1
Parker	12	Rusk	5	Gray	2	Real	1
Randall	12	Upshur	5	Grimes	2	Robertson	1
Gonzales	11	Waller	5	Hall	2	Runnels	1
Johnson	11	Young	5	Jack	2	San Saba	1
Hardin	10	Brown	4	Jones	2	Schleicher	1
Victoria	10	Caldwell	4	Karnes	2	Shackelford	1
Austin	9	Falls	4	Kaufman	2	Sherman	1
Fayette	9	Gaines	4	Knox	2	Stephens	1
Milam	9	Kerr	4	Lamb	2	Stonewall	1
Bee	8	Kleberg	4	Limestone	2	Swisher	1
Cherokee	8	Lee	4	Lipscomb	2	Terrell	1
Eastland	8	Llano	4	Lynn	2	Titus	1
Ellis	8	Polk	4	Marion	2	Wilbarger	1
Harrison	8	Tom Green	4	Moore	2	Wilson	1
Jasper	8	Uvalde	4	Morris	2	Yoakum	1
Maverick	8	Ward	4	Newton	2		
Nacogdoches	8	Willacy	4	Ochiltree	2		
						TOTAL	3,079

## COURTS OF APPEALS 1983 Statistics (Continued)

COUNTIES FROM WHICH CRIMINAL CASES WERE APPEALED TO A COURT OF APPEALS DURING 1983

<u>County</u>	<u>Cases</u>	<u>County</u>	<u>Cases</u>	<u>County</u>	<u>Cases</u>	<u>County</u>	<u>Cases</u>
Harris	877	Randall	9	Frio	3	Willacy	2
Dallas	860	Val Verde	9	Grimes	3	Winkler	2
Bexar	193	Victoria	9	Hood	3	Wood	2
Tarrant	178	Wichita	9	Houston	3	Andrews	1
Jefferson	147	Young	9	Hudspeth	3	Borden	1
El Paso	116	Freestone	8	Kerr	3	Calahan	1
Nueces	91	Hunt	8	Kleberg	3	Carson	1
Travis	90	Lampasas	8	Lamb	3	Coke	1
Lubbock	61	Van Zandt	8	Liberty	3	Crockett	1
Potter	60	Webb	8	Llano	3	Crosby	1
Taylor	43	Bowie	7	Mitchell	3	De Witt	1
Bell	42	Brown	7	Montague	3	Duval	1
Denton	42	Cooke	7	Pecos	3	Erath	1
Galveston	42	Harrison	7	Polk	3	Fannin	1
Collin	41	Jackson	7	Rains	3	Fisher	1
Gregg	41	Robertson	7	Reeves	3	Franklin	1
Brazos	39	Wise	7	Rusk	3	Garza	1
Cameron	36	Comal	6	Scurry	3	Goliad	1
McLennan	36	Hutchinson	6	Stephens	3	Hardeman	1
Hidalgo	31	Karnes	6	Swisher	3	Hardin	1
Grayson	29	Navarro	6	Trinity	3	Hemphill	1
Orange	28	Ochiltree	6	Wheeler	3	Hockley	1
Midland	27	Shelby	6	Anderson	2	Jim Wells	1
Brazoria	26	Titus	6	Blanco	2	Kaufman	1
Ector	23	Bee	5	Brewster	2	Kendall	1
Smith	23	Burleson	5	Castro	2	Lavaca	1
Caldwell	21	Deaf Smith	5	Clay	2	Live Oak	1
San Patricio	20	Galnes	5	Coryell	2	Lynn	1
Hale	17	Johnson	5	Culberson	2	Marion	1
Lamar	15	Wilbarger	5	Dallam	2	Mason	1
Nacogdoches	15	Aransas	4	Dawson	2	Matagorda	1
Palo Pinto	15	Atascosa	4	Delta	2	Newton	1
Fort Bend	14	Austin	4	Eastland	2	Real	1
Montgomery	14	Bailey	4	Floyd	2	Refugio	1
Tom Green	14	Bandera	4	Gray	2	Sabine	1
Williamson	13	Burnet	4	Henderson	2	San Augustine	1
Milam	12	Calhoun	4	Howard	2	Sutton	1
Parker	12	Cherokee	4	Jones	2	Upshur	1
Ellis	11	Childress	4	Kimble	2	Ward	1
Hill	11	Guadalupe	4	Limestone	2	Washington	1
Hopkins	11	Morris	4	Maverick	2	Wharton	1
Terry	11	Panola	4	Medina	2	Yoakum	1
Walker	11	Tyler	4	Reagan	2	Zapata	1
Hays	10	Upton	4	Sherman	2		
Moore	10	Chambers	3	Starr	2		
Angelina	9	Collingsworth	3	Uvalde	2		
Nolan	9	Dimmit	3	Waller	2		
						TOTAL	3,930