

# Supreme Court of Texas

---

---

Misc. Docket No. 23-9037

---

---

## Order Approving Revised Will Forms


---

---

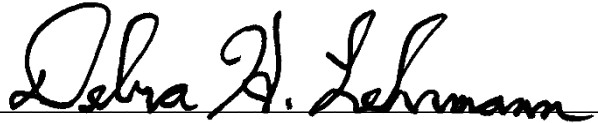
**ORDERED** that:

1. In accordance with the Act of May 11, 2023, 88th Leg., R.S., ch. 205 (S.B. 1373, codified at TEX. EST. CODE § 304.003), the Court approves revised will forms, effective immediately.
2. The will forms approved by this Order supersede the will forms previously approved in Misc. Dkt. No. 23-9022 on May 5, 2023.
3. The Clerk is directed to:
  - a. file a copy of this Order with the Secretary of State;
  - b. cause a copy of this Order to be mailed to each registered member of the State Bar of Texas by publication in the *Texas Bar Journal*;
  - c. send a copy of this Order to each elected member of the Legislature; and
  - d. submit a copy of this Order for publication in the *Texas Register*.


Dated: July 7, 2023.



Nathan L. Hecht, Chief Justice




Debra H. Lehrmann, Justice




Jeffrey S. Boyd, Justice



John P. Devine, Justice



James D. Blacklock, Justice



J. Brett Busby, Justice



Jane N. Bland, Justice



Rebeca A. Huddle, Justice



Evan A. Young, Justice



# Will Form

## For a Person Who is Single, Widowed, or Divorced and Who Has Children



### Use this Will Form if:

- You are currently single, widowed and not re-married, or divorced and not re-married;
- You have children or grandchildren; **and**
- You want to give your property and money to your children or grandchildren when you die.

### Do **not** use this Will Form if:

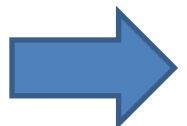
- You are married;
- You do not have children or grandchildren; **or**
- You do **not** want to give your property and money to your children or grandchildren when you die.



Learn more about wills and get more information about filling out this Will Form at [texaslawhelp.org/money-debt/wills-estate-planning](https://texaslawhelp.org/money-debt/wills-estate-planning) or by scanning this QR code with your camera phone:

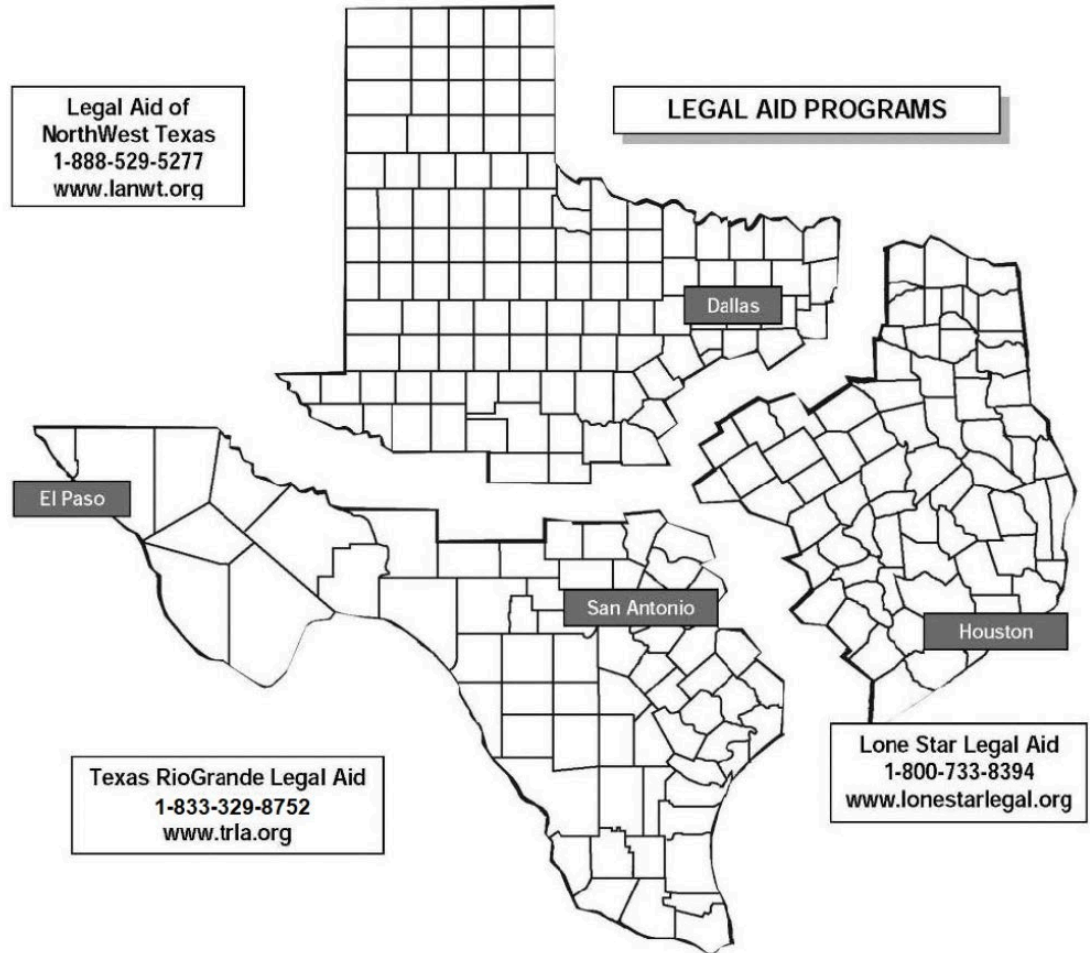


Go to next page.






You can fill out this Will Form yourself, but you are encouraged to get a lawyer to help you fill out this Will Form or to review your completed Will Form. Wills are complicated. **This Will Form is not a substitute for legal advice. For information on free and low-cost legal services**, visit [txcourts.gov/programs-services/legal-aid](https://txcourts.gov/programs-services/legal-aid) or call the Legal Aid office that serves your area. Contact information is shown in the map below. You can also call the State Bar of Texas lawyer referral service at 1-800-252-9690.



**If you want to give your property or money to someone who gets government benefits, like SSI, Medicaid, or food stamps (SNAP), it could affect their benefits. It might make them ineligible for benefits. You are encouraged to get advice from a lawyer before using this Will Form.**

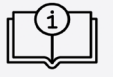


**If you make a mistake while filling in the Will Form, rip it up, and start over with a new one.**



# Will

## Section 1. Identification



Fill in the blanks and boxes below on the computer or by hand. Type or clearly write full names (first name, middle name or initial, and last name). If possible, list names as they appear on legal documents like a driver's license, state ID, birth certificate, or other official document.

Filling in the blanks on the computer is best because it will help prevent others from changing your Will. If you are filling out this Will Form with a pen, use the same pen to fill in the full Will Form.

1.1. My full name is: \_\_\_\_\_  
*First Middle Last Suffix (Jr., Sr., etc.)*

I am sometimes also known as: \_\_\_\_\_



If you do not fill in this blank, cross it out by, for example, writing or typing "XXXX".

1.2. This is my Will. I revoke and cancel any wills I made before this one.

1.3. I am not currently married.

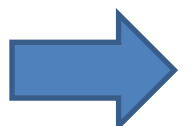
1.4. The full names of my children are listed in the two charts below. The term "my children" means the people named below as my children (living and deceased) and includes any children born to or adopted by me after this Will is made.

1.4.A. The full names of my **living** children are:



If you do not fill in a box, cross it out by, for example, writing or typing "XXXX".

<i>First</i>	<i>Middle</i>	<i>Last</i>	<i>Suffix (Jr., Sr., etc.)</i>
<i>First</i>	<i>Middle</i>	<i>Last</i>	<i>Suffix</i>
<i>First</i>	<i>Middle</i>	<i>Last</i>	<i>Suffix</i>



<i>First</i>	<i>Middle</i>	<i>Last</i>	<i>Suffix (Jr., Sr., etc.)</i>
<i>First</i>	<i>Middle</i>	<i>Last</i>	<i>Suffix</i>
<i>First</i>	<i>Middle</i>	<i>Last</i>	<i>Suffix</i>
<i>First</i>	<i>Middle</i>	<i>Last</i>	<i>Suffix</i>
<i>First</i>	<i>Middle</i>	<i>Last</i>	<i>Suffix</i>

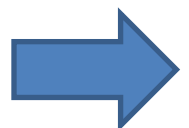
**1.4.B.** If I have any children who have **died**, their full names and the full names of their children, if any, are:



If you have any children who have died, list their full names and the full names of their children in the boxes below. If you do not have any children who have died, cross out all the boxes below. If you do not fill in a box, cross it out by, for example, writing or typing "XXXX".

<b>Full legal name of my deceased child</b>	<i>First / Middle / Last / Suffix (Jr., Sr., etc.)</i>
<b>Full legal names of all my grandchildren born to or adopted by this deceased child</b>	<i>First / Middle / Last / Suffix</i>

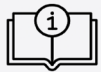
<b>Full legal name of my deceased child</b>	<i>First / Middle / Last / Suffix</i>
<b>Full legal names of all my grandchildren born to or adopted by this deceased child</b>	<i>First / Middle / Last / Suffix</i>



<b>Full legal name of my deceased child</b>	<i>First / Middle / Last / Suffix</i>
<b>Full legal names of all my grandchildren born to or adopted by this deceased child</b>	<i>First / Middle / Last / Suffix</i>

<b>Full legal name of my deceased child</b>	<i>First / Middle / Last / Suffix</i>
<b>Full legal names of all my grandchildren born to or adopted by this deceased child</b>	<i>First / Middle / Last / Suffix</i>

## Section 2. Everything I Own, Except Specific Gifts

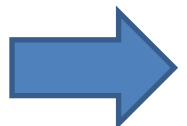


Section 2 controls what happens to any property and money that you do not give as a specific gift.

A “specific gift” is a specific piece of property that you specifically give to a specific child, a specific grandchild, or other person (like a parent or sibling). If you want to give a specific gift, you can do that in Section 3 below.

Do not add, change, or delete any words in Section 2. Section 2 is needed for legal reasons.

- 2.1.** I give everything I own, except for any specific gifts, to my children.
- 2.2.** Gifts to my children, except for specific gifts, will be divided into shares as follows:
  1. One share will be created for each child of mine who survives me, plus
  2. One share will be created for each child of mine who has not survived me but who has children who survive me.
- 2.3.** Each surviving child will take one share and the share of each deceased child will be divided among that deceased child’s children.





Here are some examples of what this section means:

- If all your children are living and they do not have any children, then each of your children gets an equal amount of your property and money that you do not give as a specific gift.
- If all your children are living and they have their own children, then each of your children gets an equal amount of your property and money that you do not give as a specific gift. Your grandchildren do not get your property and money unless you give them a specific gift.
- If you have one living child and one deceased child who has a living child, then your living child gets a half of your property and money that you did not give as a specific gift. The other half will go to the living child of your deceased child.
- If you have one living child and one deceased child who has two living children, then your living child gets a half of your property and money that you did not give as a specific gift. The living children of your deceased child each get a quarter of the property and money that you did not give as a specific gift.

If you need more information or need help visit [txcourts.gov/programs-services/legal-aid](https://txcourts.gov/programs-services/legal-aid) or call one of the numbers on page 2 of this Will Form.

## Section 3. Specific Gifts

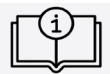


A “specific gift” is a specific piece of property that you specifically give to a specific child, a specific grandchild, or other person (like a parent or sibling).

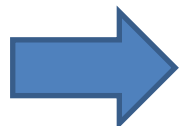
**Section 3 is optional.** You do not have to give a specific gift. You can choose to fill in all, some, or none of the below Subsections (3.1, 3.2, and 3.3). **Section 2 “Everything I Own, Except Specific Gifts” applies to any property that you do not list in Section 3.** In other words, any property that you do not list in Section 3, goes to your children or grandchildren as described in Section 2.

If you want to skip Section 3, cross out all the boxes in Subsections 3.1, 3.2, and 3.3 by, for example, writing or typing “XXXX”.

### 3.1. Giving My Home



**You do not have to fill in Subsection 3.1.** Complete Subsection 3.1 **only if** you want to specifically give your interest in your home to one or more specific child, specific grandchild, or other person (like your sibling). **If you do not fill in Subsection 3.1, your interest in your home goes to your children and grandchildren as described in Section 2.**





Subsection 3.1 does not cover your items inside your home. Those are addressed in Subsection 3.2 “Giving My Personal and Household Items.”

If you do not fill in a box, cross it out by, for example, writing or typing “XXXX”.

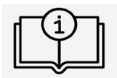


If you have filled out something called a “Transfer on Death Deed” form, check it. **Your new Will does not change the beneficiary of that deed. Whoever you’ve named as a beneficiary of that deed will receive your home (even if your Will names someone different) so you may want to change that deed.**

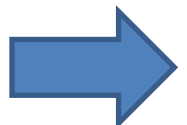
I give my interest in my home, subject to mortgages and liens, in equal shares to the following person or people who survive me. If none of these people survives me, my interest in my home will pass under Section 2 “Everything I Own, Except for Specific Gifts.”

<i>First</i>	<i>Middle</i>	<i>Last</i>	<i>Suffix (Jr., Sr., etc.)</i>
<i>First</i>	<i>Middle</i>	<i>Last</i>	<i>Suffix</i>
<i>First</i>	<i>Middle</i>	<i>Last</i>	<i>Suffix</i>
<i>First</i>	<i>Middle</i>	<i>Last</i>	<i>Suffix</i>
<i>First</i>	<i>Middle</i>	<i>Last</i>	<i>Suffix</i>
<i>First</i>	<i>Middle</i>	<i>Last</i>	<i>Suffix</i>
<i>First</i>	<i>Middle</i>	<i>Last</i>	<i>Suffix</i>
<i>First</i>	<i>Middle</i>	<i>Last</i>	<i>Suffix</i>

### 3.2. Giving My Personal and Household Items



“Personal and household items” means all your household goods, furniture, furnishings, tools, garden equipment, china, silver, works of art, jewelry, clothes, and any other similar items.



**You do not have to fill in Subsection 3.2.** Complete Subsection 3.2 if you want to specifically give your interest in **all** your personal and household items to one or more specific child, specific grandchild, or other person (like a parent or sibling).

If you want to give a **specific** personal and household item to a specific person, you should use the next Subsection 3.3 “Giving Specific Items or Property.”

**You can use both Subsection 3.2 and Subsection 3.3** if you want to give someone a particular item (Subsection 3.3) but still give the bulk of your personal and household items to another person (Subsection 3.2). **Section 2 will apply to any personal and household items you do not give under Subsection 3.2 or Subsection 3.3.**

If you do not fill in a box, cross it out by, for example, writing or typing “XXXX”.

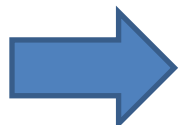
Another helpful word to know in Subsection 3.2 is “Executor.” “Executor” is the person who is appointed by the court to hand out your property and money once you die. The Executor makes sure your wishes stated in this Will are followed to the best of their ability.



If you have filled out something called a “Beneficiary Designation of a Motor Vehicle” form, check it. **Your new Will does not change the beneficiary of that form. Whoever you’ve named as a beneficiary of that form will receive your vehicle (even if your Will names someone different) so you may want to change that form.**

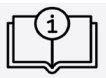
Except for any specific gifts I make in Subsection 3.3 “Giving Specific Items or Property,” I give all of my interest in my personal and household items in equal shares to the following person or people who survive me. If none of these people survives me, my interest in these items will pass under Section 2 “Everything I Own, Except for Specific Gifts.” My interest in these items shall be divided among them as they agree. If they cannot agree, the Executor will decide.

<i>First</i>	<i>Middle</i>	<i>Last</i>	<i>Suffix (Jr., Sr., etc.)</i>
<i>First</i>	<i>Middle</i>	<i>Last</i>	<i>Suffix</i>
<i>First</i>	<i>Middle</i>	<i>Last</i>	<i>Suffix</i>
<i>First</i>	<i>Middle</i>	<i>Last</i>	<i>Suffix</i>



<i>First</i>	<i>Middle</i>	<i>Last</i>	<i>Suffix (Jr., Sr., etc.)</i>
<i>First</i>	<i>Middle</i>	<i>Last</i>	<i>Suffix</i>
<i>First</i>	<i>Middle</i>	<i>Last</i>	<i>Suffix</i>
<i>First</i>	<i>Middle</i>	<i>Last</i>	<i>Suffix</i>

### 3.3. Giving Specific Items or Property

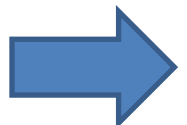


**You do not have to fill in Subsection 3.3.** You can use Subsection 3.3 to specifically give **a specific item or a specific amount of money** to a specific child, specific grandchild, or other person (like a parent or sibling). Examples include a vehicle, a boat, a piece of jewelry, a valuable item, a particular item in your home, real estate other than your home, a bank account, and other items. **Section 2 will apply to any items you do not give under Subsection 3.2 or Subsection 3.3.**

If you do not fill in a box, cross it out by, for example, writing or typing “XXXX”.

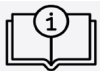
I give my interest in each item listed below to the person named next to the item if that person survives me.

<b>Item(s) to be given:</b>	<b>Full name of person getting item(s):</b>
<i>Describe item(s) in detail.</i>	<i>First / Middle / Last / Suffix (Jr., Sr., etc.)</i>
<i>Describe item(s) in detail.</i>	<i>First / Middle / Last / Suffix</i>
<i>Describe item(s) in detail.</i>	<i>First / Middle / Last / Suffix</i>



<i>Describe item(s) in detail.</i>	<i>First / Middle / Last / Suffix</i>
<i>Describe item(s) in detail.</i>	<i>First / Middle / Last / Suffix</i>
<i>Describe item(s) in detail.</i>	<i>First / Middle / Last / Suffix</i>
<i>Describe item(s) in detail.</i>	<i>First / Middle / Last / Suffix</i>
<i>Describe item(s) in detail.</i>	<i>First / Middle / Last / Suffix</i>

## Section 4. Independent Executor

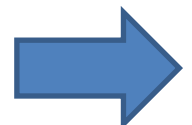


In Section 4, you choose the person you want to be in charge of handing out your property and money after you die. That person is called the “Independent Executor,” and they make sure your wishes in your Will are followed to the best of their ability.

Your Independent Executor must be 18 years old or older. Your Independent Executor **can** be one of your adult children or grandchildren, or someone else. Often, other people making a will name their adult child or grandchild, parent, sibling, or other trusted person as their Independent Executor.

Your choice of Independent Executor must be approved by the court before they can act in that role. After appointment, the court generally does not supervise the Independent Executor.

If you use this Will Form, you can only have one Independent Executor in charge at a time. But it is best to name a second and third choice in case someone you name cannot serve as Independent Executor.



Some of the Subsections below (4.2, 4.3, 4.4) have no blanks to fill in. These Subsections are needed for legal reasons. Do not add, change, or delete anything from these Subsections.

If you do not fill in a box, cross it out by, for example, writing or typing "XXXX".

Other helpful words to know in Section 4 are:

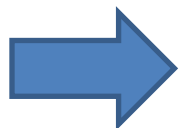
- "Beneficiary" means anyone you choose to receive property or money in your Will.
- "Bond" means a deposit used to help make sure the Executor does what the will asks the Executor to do.
- "Estate" includes all the things you own when you die. Examples are houses, buildings, land, vehicles, money in bank accounts, cash, jewelry, furniture, clothes, and other items in your home.
- "Personal property" includes, but is not limited to, cash and bank accounts, clothing, household furnishings, vehicles, and jewelry.
- "Real property" means land and improvements, like a house. It also includes oil, gas, and other mineral rights.

**4.1.** I name the following people in the order listed to be appointed as sole Independent Executor of my Will and estate. If a person does not serve or stops serving for any reason, then I name the next listed person.

1. Name of First Choice for Independent Executor:  <i>First / Middle / Last / Suffix (Jr., Sr., etc.)</i>
2. Name of Second Choice for Independent Executor:  <i>First / Middle / Last / Suffix</i>
3. Name of Third Choice for Independent Executor  <i>First / Middle / Last / Suffix</i>

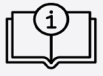
**4.2.** My Independent Executor is not required to post a bond in any jurisdiction.

**4.3.** Once appointed by the Court, the Independent Executor shall administer and distribute the estate as required by law, including the payment of any debts of the estate. The power to administer the estate includes the power to sell real and personal property. The Independent Executor can act without the consent of my beneficiaries.



- 4.4. No action shall be had in the Court in relation to the settlement of my estate other than the probating and recording of this Will, notice to beneficiaries as required by the Texas Estates Code, and the return of any required inventory, appraisalment, and list of claims owed to or by my estate.

## Section 5. Custodian for People Under Age 21 Who Receive Gifts Under This Will



Section 5 controls who manages any money or property you give to a child, grandchild, or other person under 21 years old. The manager is the “Custodian.”

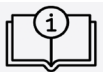
Do not add, change, or delete any words in Section 5. Section 5 is needed for legal reasons.

Helpful words to know in Section 5 are:

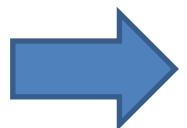
- “Beneficiary” means anyone you choose to receive property or money in your Will.
- “Executor” is the person who is appointed by the court to be in charge of handing out your property and money once you die. The executor makes sure your wishes stated in this Will are followed to the best of their ability.

- 5.1. Any gift to a person under 21 may instead be delivered to a Custodian for that person under the Uniform Transfers to Minors Act of Texas or any other state.
- 5.2. My Executor may name a Custodian for any beneficiary under age 21.
- 5.3. My Executor may consider appointing a beneficiary’s surviving parent as Custodian but is not required to do so.
- 5.4. My Executor may name different Custodians for different beneficiaries.
- 5.5. My Executor may also serve as Custodian.

## Section 6. Guardian of the Person of a Minor Child or Incapacitated Adult Child



When you die, if you have a child who is under 18 years old or an adult child who is incapacitated, the court must appoint someone to take care of them. That person is known as the “Guardian of the Person.”



Complete Section 6 if you would like to suggest a Guardian of the Person for your children. If you use this Will Form, you can only have one Guardian of the Person at a time. It is best to name a second and third choice in case someone you name cannot serve as the Guardian of the Person.

If you do not fill in a box, cross it out by, for example, writing or typing "XXXX".

I name the following people in the order listed to be appointed as Guardian of the Person of any child who needs a guardian. If a person does not serve or stops serving for any reason, then I name the next listed person.

1. Name of First Choice for Guardian of the Person:

*First / Middle / Last / Suffix (Jr., Sr., etc.)*

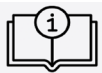
2. Name of Second Choice for Guardian of the Person:

*First / Middle / Last / Suffix*

3. Name of Third Choice for Guardian of the Person:

*First / Middle / Last / Suffix*

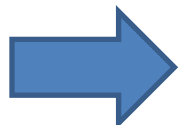
## Section 7. Texas Law Applies and Survivorship



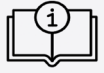
Do not add, change, or delete any words in Section 7. Section 7 is needed for legal reasons.

**7.1.** Texas law shall apply to all matters related to this Will.

**7.2.** No person shall be considered to have survived me unless that person is living 30 days after my death.



## Section 8. Execution, Attestation, and Self-Proof of Will



Once you have filled out your Will, you will need to get two Witnesses and a Notary together with you for a signing ceremony. **At the signing ceremony, give the Notary the “Notary Public Instructions” on page 18 of this Will Form.** At the signing ceremony, you, the two Witnesses, and the Notary will watch each other sign your Will. **Do not sign until you, the two Witnesses, and the Notary are all in the same room.** No one should leave the room until everyone has signed. Sign in blue ink if possible.

Helpful terms to know in Section 8 are:

- “Execute” means sign.
- “Notary” is a person authorized by Texas to swear that the people signing your Will are who they say they are. A Notary will sign and put a seal on your Will.
- “Testator” means you.
- “Witnesses” means the two people who watch you sign your Will. They will sign their names to your Will when you all are in the same room with a notary. **They should not be people who are receiving gifts in your Will.**

8.1. Before me, the undersigned authority, on this day personally appeared the following:



Print or type names here. Do not sign here.


\_\_\_\_\_  
Testator (*First, Middle Initial, Last, Suffix (Jr., Sr., etc.)*)

\_\_\_\_\_  
First Witness (*First, Middle Initial, Last, Suffix (Jr., Sr., etc.)*)

\_\_\_\_\_  
Second Witness (*First, Middle Initial, Last, Suffix (Jr., Sr., etc.)*)

8.2. I, as the Testator, after being duly sworn, declare to the undersigned Witnesses and to the undersigned authority:

- This instrument is my Will.
- I willingly make and execute this Will as my free act and deed.





- c. I execute this Will in the presence of the undersigned Witnesses, all of whom are present at the same time.
- d. I request each of the undersigned Witnesses to sign this Will in my presence and in the presence of each other.
- e. I now sign this Will in the presence of the attesting Witnesses and the undersigned authority on:

\_\_\_\_\_/\_\_\_\_\_/\_\_\_\_\_.  
*Month / Day / Year*

---

***Testator: Sign your name here.***

**8.3.** The undersigned Witnesses, after being duly sworn, declare to the Testator and to the undersigned authority:

- a. The Testator declared to us that this instrument is the Testator’s Will.
- b. The Testator requested us to act as Witnesses to the Testator’s Will and signature.
- c. The Testator then signed this Will in our presence, all of us being present at the same time.
- d. The Testator is 18 years of age or over (or being under such age, is or has been lawfully married, or is a member of the armed forces of the United States or of an auxiliary of the armed forces of the United States or of the United States Maritime Service).
- e. We believe the Testator to be of sound mind.
- f. We are each at least 14 years of age.
- g. We now sign our names as attesting Witnesses in the presence of the Testator, each other, and the undersigned authority on:

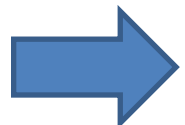
\_\_\_\_\_/\_\_\_\_\_/\_\_\_\_\_.  
*Month / Day / Year*

---

***First Witness signs here.***

---

***Second Witness signs here.***




8.4. Subscribed and sworn to before me by the Testator and the Witnesses on:

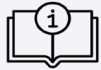
\_\_\_\_\_/\_\_\_\_\_/\_\_\_\_\_.  
*Month / Day / Year*

\_\_\_\_\_  
***Notary Public, State of Texas***

End of Will



# Next Steps



Now that you are done completing and signing your Will, you should:

- Staple your Will and **do not** unstaple it.
- Make as many copies of your Will as you want after stapling the original. **Do not** take out the staples to copy.
- Keep your original signed Will in a safe place.
- Tell the person you have chosen to be your Independent Executor that you have a Will and where the original Will is located.

Whether you tell any of your children, grandchildren, or others receiving gifts in your Will is up to you.

When you die, your original Will must be probated to have any effect. “Probate” means to establish that your Will is valid in court. There is a 4-year deadline from the date of your death to probate the Will.



If your situation changes (for example, you get married or your child dies), you may need to make a new Will. **If you make any changes to your Will after you sign it, those changes are not valid. If you want to change anything, rip your Will up and start over with a new one.**



**Go check your retirement accounts, bank accounts, and insurance plans to see if you have named someone (called a “beneficiary”) to receive the benefits of those accounts or insurance plans when you die.** If you have filled out something called a “Transfer on Death Deed” or a “Beneficiary Designation of a Motor Vehicle” form, check them too. **Your new Will does not change the beneficiary of those accounts, insurance plans, deeds, or forms.** Anyone you’ve named as a beneficiary of those accounts, insurance plans, deeds, or forms will receive their benefits, even if your Will names someone different.

# Notary Public Instructions

1. Make sure that the Testator and witnesses are present at the same time.
2. No person receiving property in this will should act as a witness or notary.
3. Verify the identity of the Testator and the witnesses (personal knowledge, driver's license, etc.)
4. Administer an oath to everyone present to truthfully answer all of the questions you will be asking.
5. Ask the Testator the following:
  - a. Is your testimony that you are declaring to the witnesses and to me, the Notary, that this instrument is your Will?
  - b. Are you saying that the Will is willingly made by you and that it is being executed in the presence of these witnesses, and me as the Notary, all of whom are present at the same time?
  - c. Is this your free act and deed?
  - d. Are you requesting that each witness sign this will in your presence and in the presence of each other?
6. If the Testator answers yes to all the questions above, have the Testator sign the Will.
7. While the Testator is signing the Will, ask the witnesses the following:
  - a. Are each of you over the age of fourteen years?
  - b. Did you hear the Testator declare to each of you, and to me as the Notary, that this instrument is the Testator's Will?
  - c. Did you hear the Testator request that each of you act as witnesses to the Testator's Will and signature?
  - d. Did you see the Testator sign the will in your presence with both of you being present at the same time?
  - e. Is the Testator eighteen years old or over? (Note: If the Testator is under eighteen, ask if it appears that the Testator is lawfully married, or is a member of the armed forces of the United States or of its auxiliaries, or a member of the Maritime Service.)
  - f. Do you believe that the Testator is of sound mind?
  - g. Are you signing your names as attesting witnesses in the presence of the Testator, each other, and me as Notary?
8. If the witnesses answer yes to all the questions above, have the witnesses sign the will.
9. Then write the date, sign your signature, and place your seal.



# Will Form

## For a Married Person Who Has Children



### Use this Will Form if:

- You are currently married;
- Your spouse is alive;
- You have children or grandchildren; **and**
- You want to give your property and money to your spouse, your children, or your grandchildren when you die.

### Do **not** use this Will Form if:

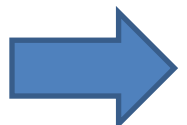
- You are currently single, widowed, or divorced;
- You do not have children or grandchildren; **or**
- You do **not** want to give your property and money to your spouse, children, or grandchildren when you die.



Learn more about wills and get more information about filling out this Will Form at [texaslawhelp.org/money-debt/wills-estate-planning](https://texaslawhelp.org/money-debt/wills-estate-planning) or by scanning this QR code with your camera phone:

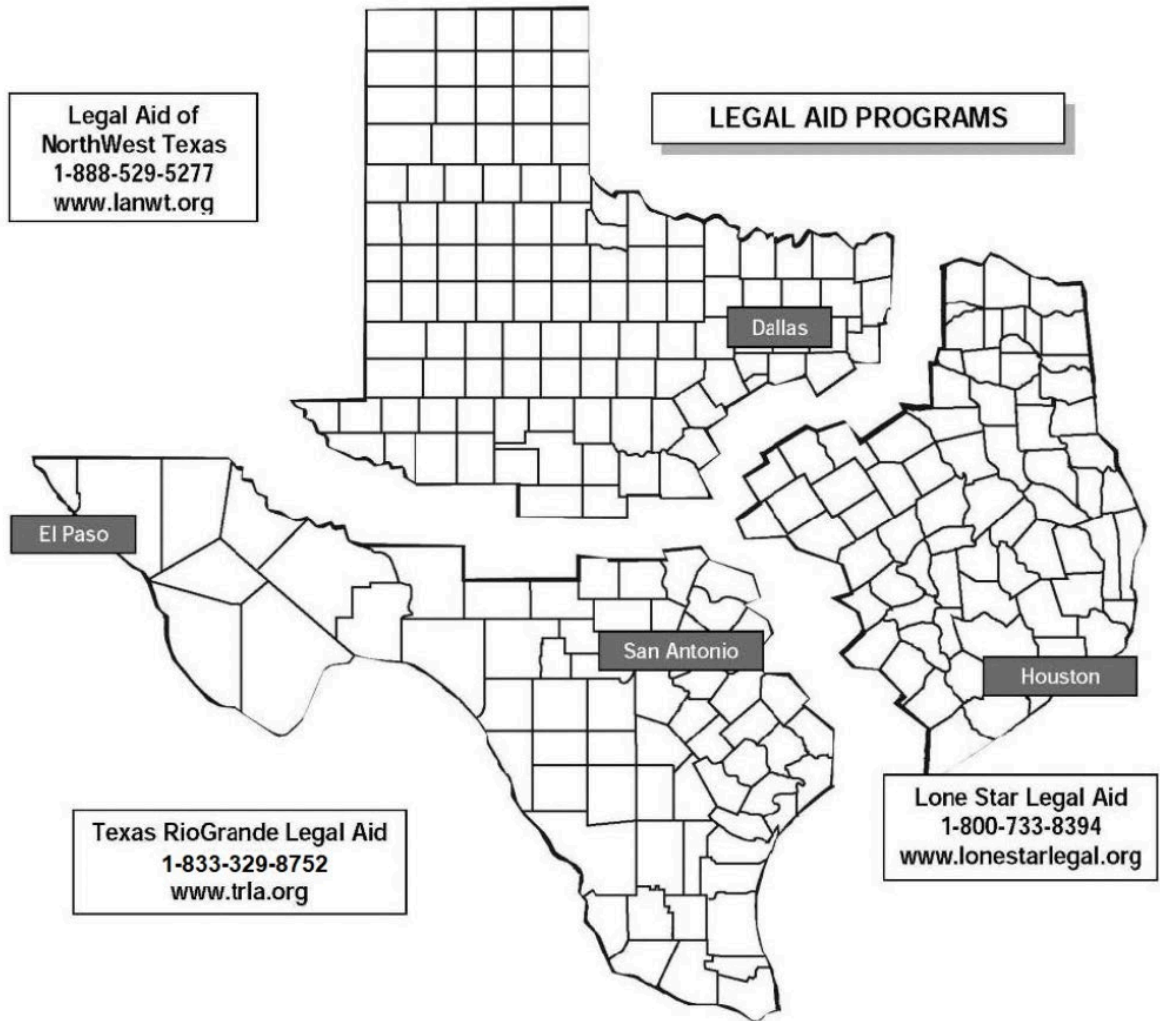


Go to next page.





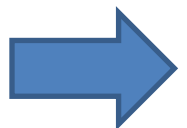
You can fill out this Will Form yourself, but you are encouraged to get a lawyer to help you fill out this Will Form or to review your completed Will Form. Wills are complicated. **This Will Form is not a substitute for legal advice. For information on free and low-cost legal services**, visit [txcourts.gov/programs-services/legal-aid](https://txcourts.gov/programs-services/legal-aid) or call the Legal Aid office that serves your area. Contact information is shown in the map below. You can also call the State Bar of Texas lawyer referral service at 1-800-252-9690.



**If you want to give your property or money to someone who gets government benefits, like SSI, Medicaid, or food stamps (SNAP), it could affect their benefits. It might make them ineligible for benefits. You are encouraged to get advice from a lawyer before using this Will Form.**

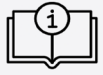


**If you make a mistake while filling in the Will Form, rip it up, and start over with a new one.**



# Will

## Section 1. Identification



Fill in the blanks and boxes below on the computer or by hand. Type or clearly write full names (first name, middle name or initial, and last name). If possible, list names as they appear on legal documents like a driver's license, state ID, birth certificate, or other official document.

Filling in the blanks on the computer is best because it will help prevent others from changing your Will. If you are filling out this Will Form with a pen, use the same pen to fill in the full Will Form.

1.1. My full name is: \_\_\_\_\_  
*First Middle Last Suffix (Jr., Sr., etc.)*

I am sometimes also known as: \_\_\_\_\_



If you do not fill in this blank, cross it out by, for example, writing or typing "XXXX".

1.2. This is my Will. I revoke and cancel any wills I made before this one.

1.3. I am married to: \_\_\_\_\_, who is now living.  
*First Middle Last Suffix (Jr., Sr., etc.)*

This person will be referred to as "my spouse" in this Will.


1.4. The full names of my children are listed in the two charts below. The term "my children" means the people named below as my children (living and deceased) and includes any children born to or adopted by me after this Will is made.

1.4.A. The full names of my **living** children are:



If you do not fill in a box, cross it out by, for example, writing or typing "XXXX".

<i>First</i>	<i>Middle</i>	<i>Last</i>	<i>Suffix (Jr., Sr., etc.)</i>
<i>First</i>	<i>Middle</i>	<i>Last</i>	<i>Suffix</i>



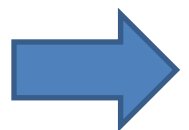
<i>First</i>	<i>Middle</i>	<i>Last</i>	<i>Suffix (Jr., Sr., etc.)</i>
<i>First</i>	<i>Middle</i>	<i>Last</i>	<i>Suffix</i>
<i>First</i>	<i>Middle</i>	<i>Last</i>	<i>Suffix</i>
<i>First</i>	<i>Middle</i>	<i>Last</i>	<i>Suffix</i>
<i>First</i>	<i>Middle</i>	<i>Last</i>	<i>Suffix</i>
<i>First</i>	<i>Middle</i>	<i>Last</i>	<i>Suffix</i>

**1.4.B.** If I have any children who have **died**, their full names and the full names of their children, if any, are:



If you have any children who have died, list their full names and the full names of their children in the boxes below. If you do not have any children who have died, cross out all the boxes below. If you do not fill in a box, cross it out by, for example, writing or typing “XXXX”.

<b>Full legal name of my deceased child</b>	<i>First / Middle / Last / Suffix (Jr., Sr., etc.)</i>
<b>Full legal names of all my grandchildren born to or adopted by this deceased child</b>	<i>First / Middle / Last / Suffix</i>



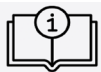


<b>Full legal name of my deceased child</b>	<i>First / Middle / Last / Suffix</i>
<b>Full legal names of all my grandchildren born to or adopted by this deceased child</b>	<i>First / Middle / Last / Suffix</i>

<b>Full legal name of my deceased child</b>	<i>First / Middle / Last / Suffix</i>
<b>Full legal names of all my grandchildren born to or adopted by this deceased child</b>	<i>First / Middle / Last / Suffix</i>

<b>Full legal name of my deceased child</b>	<i>First / Middle / Last / Suffix</i>
<b>Full legal names of all my grandchildren born to or adopted by this deceased child</b>	<i>First / Middle / Last / Suffix</i>


## Section 2. Everything I Own, Except Specific Gifts



Section 2 controls what happens to any property and money that you do not give as a specific gift.

A “specific gift” is a specific piece of property that you specifically give to a specific person like your spouse, a specific child, a specific grandchild, or other person (like a parent or sibling). If you want to give a specific gift, you can do that in Section 3 below.


In Subsection 2.2, pick **only one** choice by signing it.



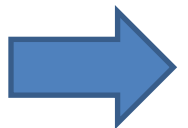
Other helpful words to know in Section 2:

- “Community property” means all property (like your house, jewelry, furniture, etc.) and money acquired by you and your spouse during your marriage, except for separate property, which is defined below.
- “Separate property” means property and money you owned before your marriage or received during your marriage by gift or inheritance. It also includes any damages you’ve been awarded during marriage from a personal injury lawsuit, except for damages representing loss of earning capacity.
- “Testator” means you.

2.1. In this Will, I intend to give away my separate property and only my half of community property.

2.2.  Pick **only one** choice by signing it. Cross out the other choice by, for example, writing or typing “XXXX”.

<p><b>Choice #1</b> All to surviving spouse, except for any specific gifts.</p>	<p>I give everything I own, except for any specific gifts, to my spouse, if my spouse survives me.</p> <p>If my spouse does not survive me, I give everything I own, except for any specific gifts, to my children.</p> <p>Gifts to my children, except for specific gifts, will be divided into shares as follows:</p> <ol style="list-style-type: none"> <li>1. One share will be created for each child of mine who survives me, plus</li> <li>2. One share will be created for each child of mine who has not survived me but who has children who survive me.</li> </ol> <p>Each surviving child will take one share and the share of each deceased child will be divided among that deceased child’s children.</p> <p style="text-align: right;"><u>Testator: If you choose this option, sign here.</u></p>
---	---



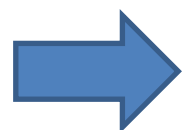
<p><b>Choice #2</b> Nothing to surviving spouse, except for any specific gifts.</p>	<p><b>Even if</b> my spouse survives me, I give everything I own, except for any specific gifts to my spouse or another person, to my children.</p> <p>Gifts to my children, except for specific gifts, will be divided into shares as follows:</p> <ol style="list-style-type: none"> <li>1. One share will be created for each child of mine who survives me, plus</li> <li>2. One share will be created for each child of mine who has not survived me but who has children who survive me.</li> </ol> <p>Each surviving child will take one share and the share of each deceased child will be divided among that deceased child's children.</p> <p style="text-align: right;"><u>Testator: If you choose this option, sign here.</u></p>
---	---

2.3. If I sign both or none of the choices in Subsection 2.2 and my spouse survives me, then everything I own, except for any specific gifts, passes under Choice #1.



Here are some examples of what Choice #2 means:

- If all your children are living and they do not have any children, then each of your children gets an equal amount of your property and money that you do not give as a specific gift.
- If all your children are living and they have their own children, then each of your children gets an equal amount of your property and money that you do not give as a specific gift. Your grandchildren do not get your property and money unless you give them a specific gift.
- If you have one living child and one deceased child who has a living child, then your living child gets a half of your property and money that you did not give as a specific gift. The other half will go to the living child of your deceased child.
- If you have one living child and one deceased child who has two living children, then your living child gets a half of your property and money that you did not give as a specific gift. The living children of your deceased child each get a quarter of the property and money that you did not give as a specific gift.

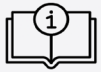


For Choice #1:

- The above examples apply if your spouse does not survive you.
- If your spouse does survive you, then your spouse gets all your property and money, except for any property and money you give as specific gifts.

If you need more information or need help visit [txcourts.gov/programs-services/legal-aid](https://txcourts.gov/programs-services/legal-aid) or call one of the numbers on page 2 of this Will Form.

## Section 3. Specific Gifts

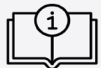


A “specific gift” is a specific piece of property that you specifically give to a specific person like your spouse, a specific child, a specific grandchild, or other person (like a parent or sibling).

**Section 3 is optional.** You do not have to give a specific gift. You can choose to fill in all, some, or none of the below Subsections (3.1, 3.2, and 3.3). **Section 2 “Everything I Own, Except Specific Gifts” applies to any property that you do not list in Section 3.** In other words, any property that you do not list in Section 3, goes to your spouse, children, or grandchildren as described in Section 2.

If you want to skip Section 3, cross out all the boxes in Subsections 3.1, 3.2, and 3.3 by, for example, writing or typing “XXXX”.

### 3.1. Giving My Home




**You do not have to fill in Subsection 3.1.** Complete Subsection 3.1 **only** if you want to specifically give your interest in your home to your spouse or to one or more specific child, grandchild, or other person (like a parent or sibling). **If you do not fill in Subsection 3.1, your interest in your home goes to your spouse, children, or grandchildren as described in Section 2.**

Subsection 3.1 does not cover your items inside your home. Those are addressed in Subsection 3.2, “Giving My Personal and Household Items.”

If you do not fill in a box, cross it out by, for example, writing or typing “XXXX”.



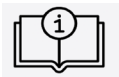
If you have filled out something called a “Transfer on Death Deed” form, check it. **Your new Will does not change the beneficiary of that deed. Whoever you’ve named as a beneficiary of that deed will receive your home (even if your Will names someone different) so you may want to change that deed.**



I give my interest in my home, subject to mortgages and liens, in equal shares to the following person or people who survive me. If none of these people survives me, my interest in my home will pass under Section 2 “Everything I Own, Except for Specific Gifts.”

<i>First</i>	<i>Middle</i>	<i>Last</i>	<i>Suffix (Jr., Sr., etc.)</i>
<i>First</i>	<i>Middle</i>	<i>Last</i>	<i>Suffix</i>
<i>First</i>	<i>Middle</i>	<i>Last</i>	<i>Suffix</i>
<i>First</i>	<i>Middle</i>	<i>Last</i>	<i>Suffix</i>
<i>First</i>	<i>Middle</i>	<i>Last</i>	<i>Suffix</i>
<i>First</i>	<i>Middle</i>	<i>Last</i>	<i>Suffix</i>
<i>First</i>	<i>Middle</i>	<i>Last</i>	<i>Suffix</i>
<i>First</i>	<i>Middle</i>	<i>Last</i>	<i>Suffix</i>

### 3.2. Giving My Personal and Household Items



“Personal and household items” means all your household goods, furniture, furnishings, tools, garden equipment, china, silver, works of art, jewelry, clothes, and any other similar items.

**You do not have to fill in Section 3.2.** Complete Subsection 3.2 if you want to specifically give your interest in **all** the items inside your home to your spouse or to one or more specific child, grandchild, or other person (like your parent or sibling).

If you want to give a **specific** personal and household item to a specific person, you should use the next Subsection 3.3 “Giving Specific Items or Property.” **You can use both Subsection 3.2 and Subsection 3.3** if you want to give someone a particular item (Subsection 3.3) but still give the bulk of your personal and household items to another person (Subsection 3.2). **Section 2 will apply to any personal and household items you do not give under Subsection 3.2 or Subsection 3.3.**



If you do not fill in a box, cross it out by, for example, writing or typing “XXXX”.


Another helpful word to know in Subsection 3.2 is “Executor.” “Executor” is the person who is appointed by the court to hand out your property and money once you die. The Executor makes sure your wishes stated in this Will are followed to the best of their ability.



If you have filled out something called a “Beneficiary Designation of a Motor Vehicle” form, check it. **Your new Will does not change the beneficiary of that form. Whoever you’ve named as a beneficiary of that form will receive your vehicle (even if your Will names someone different) so you may want to change that form.**

Except for any specific gifts I make in Subsection 3.3 “Giving Specific Items or Property,” I give all of my interest in my personal and household items in equal shares to the following person or people who survive me. If none of these people survives me, my interest in these items will pass under Section 2 “Everything I Own, Except for Specific Gifts.” My interest in these items shall be divided among them as they agree. If they cannot agree, the Executor will decide.

<i>First</i>	<i>Middle</i>	<i>Last</i>	<i>Suffix (Jr., Sr., etc.)</i>
<i>First</i>	<i>Middle</i>	<i>Last</i>	<i>Suffix</i>
<i>First</i>	<i>Middle</i>	<i>Last</i>	<i>Suffix</i>
<i>First</i>	<i>Middle</i>	<i>Last</i>	<i>Suffix</i>
<i>First</i>	<i>Middle</i>	<i>Last</i>	<i>Suffix</i>
<i>First</i>	<i>Middle</i>	<i>Last</i>	<i>Suffix</i>
<i>First</i>	<i>Middle</i>	<i>Last</i>	<i>Suffix</i>
<i>First</i>	<i>Middle</i>	<i>Last</i>	<i>Suffix</i>
<i>First</i>	<i>Middle</i>	<i>Last</i>	<i>Suffix</i>



### 3.3. Giving Specific Items or Property

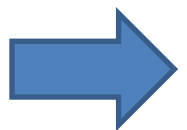


**You do not have to fill in Section 3.3.** You can use Subsection 3.3 to specifically give your spouse or a specific child, grandchild, or other person (like your sibling) **a specific item or a specific amount of money**. Examples include a vehicle, a boat, a piece of jewelry, a valuable item, a particular item in your home, real estate other than your home, a bank account, and other items. **Section 2 will apply to any items you do not give under Section 3.2 or Section 3.3.**

If you do not fill in a box, cross it out by, for example, writing or typing “XXXX”.

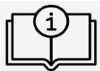
I give my interest in each item listed below to the person named next to the item if that person survives me.

Item(s) to be given:	Full name of person getting item(s):
<i>Describe item(s) in detail.</i>	<i>First / Middle / Last / Suffix (Jr., Sr., etc.)</i>
<i>Describe item(s) in detail.</i>	<i>First / Middle / Last / Suffix</i>
<i>Describe item(s) in detail.</i>	<i>First / Middle / Last / Suffix</i>
<i>Describe item(s) in detail.</i>	<i>First / Middle / Last / Suffix</i>
<i>Describe item(s) in detail.</i>	<i>First / Middle / Last / Suffix</i>



<i>Describe item(s) in detail.</i>	<i>First / Middle / Last / Suffix</i>
<i>Describe item(s) in detail.</i>	<i>First / Middle / Last / Suffix</i>
<i>Describe item(s) in detail.</i>	<i>First / Middle / Last / Suffix</i>

## Section 4. Independent Executor



In Section 4, you choose the person you want to be in charge of handing out your property and money after you die. That person is called the “Independent Executor,” and they make sure your wishes in your Will are followed to the best of their ability.

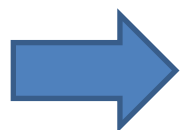
Your Independent Executor must be 18 years old. Your Independent Executor **can** be your spouse, one of your adult children or grandchildren, or someone else. Often, other people making a will name their spouse, adult child, sibling, or other trusted person as their Independent Executor.

Your choice of Independent Executor must be approved by the court before they can act in that role. After appointment, the court generally does not supervise the Independent Executor.

If you use this Will Form, you can only have one Independent Executor in charge at a time. But it is best to name a second and third choice in case someone you name cannot serve as Independent Executor.

Some of the Subsections below (4.2, 4.3, 4.4) have no blanks to fill in. These Subsections are needed for legal reasons. Do not add, change, or delete anything from these Subsections.

If you do not fill in a box, cross it out by, for example, writing or typing “XXXX”.





Other helpful words to know in Section 4 are:

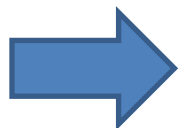
- “Beneficiary” means anyone you choose to receive property or money in your Will.
- “Bond” means a deposit used to help make sure the Executor does what the will asks the Executor to do.
- “Estate” includes all the things you own when you die. Examples are houses, buildings, land, vehicles, money in bank accounts, cash, jewelry, furniture, clothes, and other items in your home.
- “Personal property” includes, but is not limited to, cash and bank accounts, clothing, household furnishings, vehicles, and jewelry.
- “Real property” means land and improvements, like a house. It also includes oil, gas, and other mineral rights.

**4.1.** I name the following people in the order listed to be appointed as sole Independent Executor of my Will and estate. If a person does not serve or stops serving for any reason, then I name the next listed person.

1. Name of First Choice for Independent Executor:  <i>First / Middle / Last / Suffix (Jr., Sr., etc.)</i>
2. Name of Second Choice for Independent Executor:  <i>First / Middle / Last / Suffix</i>
3. Name of Third Choice for Independent Executor  <i>First / Middle / Last / Suffix</i>

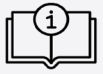
**4.2.** My Independent Executor is not required to post a bond in any jurisdiction.

**4.3.** Once appointed by the Court, the Independent Executor shall administer and distribute the estate as required by law, including the payment of any debts of the estate. The power to administer the estate includes the power to sell real and personal property. The Independent Executor can act without the consent of my beneficiaries.



- 4.4. No action shall be had in the Court in relation to the settlement of my estate other than the probating and recording of this Will, notice to beneficiaries as required by the Texas Estates Code, and the return of any required inventory, appraisalment, and list of claims owed to or by my estate.

## Section 5. Custodian for People Under Age 21 Who Receive Gifts Under This Will



Section 5 controls who manages any money or property you give to a child, grandchild, or other person under 21 years old. The manager is the “Custodian.”

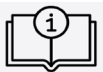
Do not add, change, or delete any words in Section 5. Section 5 is needed for legal reasons.

Other helpful words to know in Section 5 are:


- “Beneficiary” means anyone you choose to receive property or money in your Will.
- “Executor” is the person who is appointed by the court to be in charge of handing out your property and money once you die. The executor makes sure your wishes stated in this Will are followed to the best of their ability.

- 5.1. Any gift to a person under 21 may instead be delivered to a Custodian for that person under the Uniform Transfers to Minors Act of Texas or any other state.
- 5.2. My Executor may name a Custodian for any beneficiary under age 21.
- 5.3. My Executor may consider appointing a beneficiary’s surviving parent as Custodian but is not required to do so.
- 5.4. My Executor may name different Custodians for different beneficiaries.
- 5.5. My Executor may also serve as Custodian.

## Section 6. Guardian of the Person of a Minor Child or Incapacitated Adult Child



When you die, if you have a child who is under 18 years old or an adult child who is incapacitated, the court must appoint someone to take care of them. That person is known as the “Guardian of the Person.”



Complete Section 6 if you would like to suggest a Guardian of the Person for your children. If you use this Will Form, you can only have one Guardian of the Person at a time. It is best to name a second and third choice in case someone you name cannot serve as the Guardian of the Person.

If you do not fill in a box, cross it out by, for example, writing or typing "XXXX".

I name the following people in the order listed to be appointed as Guardian of the Person of any child who needs a guardian. If a person does not serve or stops serving for any reason, then I name the next listed person.

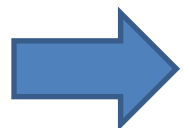
1. Name of First Choice for Guardian of the Person:  <i>First / Middle / Last / Suffix (Jr., Sr., etc.)</i>
2. Name of Second Choice for Guardian of the Person:  <i>First / Middle / Last / Suffix</i>
3. Name of Third Choice for Guardian of the Person:  <i>First / Middle / Last / Suffix</i>

## Section 7. Texas Law Applies and Survivorship

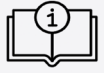


Do not add, change, or delete any words in Section 7. Section 7 is needed for legal reasons.

- 7.1. Texas law shall apply to all matters related to this Will.
- 7.2. No person shall be considered to have survived me unless that person is living 30 days after my death.



## Section 8. Execution, Attestation, and Self-Proof of Will



Once you have filled out your Will, you will need to get two Witnesses and a Notary together with you for a signing ceremony. **At the signing ceremony, give the Notary the “Notary Public Instructions” on page 20 of this Will Form.** At the signing ceremony, you, the two Witnesses, and the Notary will watch each other sign your Will. **Do not sign until you, the two Witnesses, and the Notary are all in the same room.** No one should leave the room until everyone has signed. Sign in blue ink if possible.

Helpful terms to know in Section 8 are:

- “Execute” means sign.
- “Notary” is a person authorized by Texas to swear that the people signing your Will are who they say they are. A notary will sign and put a seal on your Will.
- “Testator” means you.
- “Witnesses” means the two people who watch you sign your Will. They will sign their names to your Will when you all are in the same room with a notary. **They should not be people who are receiving gifts in your Will.**

8.1. Before me, the undersigned authority, on this day personally appeared the following:

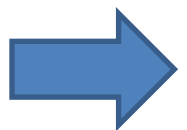


Print or type names here. Do not sign here.

\_\_\_\_\_  
Testator (*First, Middle Initial, Last, Suffix (Jr., Sr., etc.)*)

\_\_\_\_\_  
First Witness (*First, Middle Initial, Last, Suffix (Jr., Sr., etc.)*)

\_\_\_\_\_  
Second Witness (*First, Middle Initial, Last, Suffix (Jr., Sr., etc.)*)



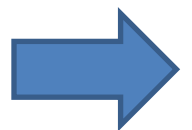
- 8.2.** I, as the Testator, after being duly sworn, declare to the undersigned Witnesses and to the undersigned authority:
- a. This instrument is my Will.
  - b. I willingly make and execute this Will as my free act and deed.
  - c. I execute this Will in the presence of the undersigned Witnesses, all of whom are present at the same time.
  - d. I request each of the undersigned Witnesses to sign this Will in my presence and in the presence of each other.
  - e. I now sign this Will in the presence of the attesting Witnesses and the undersigned authority on:

\_\_\_\_\_/\_\_\_\_\_/\_\_\_\_\_.  
*Month / Day / Year*

---

***Testator: Sign your name here.***

- 8.3.** The undersigned Witnesses, after being duly sworn, declare to the Testator and to the undersigned authority:
- a. The Testator declared to us that this instrument is the Testator's Will.
  - b. The Testator requested us to act as Witnesses to the Testator's Will and signature.
  - c. The Testator then signed this Will in our presence, all of us being present at the same time.
  - d. The Testator is 18 years of age or over (or being under such age, is or has been lawfully married, or is a member of the armed forces of the United States or of an auxiliary of the armed forces of the United States or of the United States Maritime Service).
  - e. We believe the Testator to be of sound mind.
  - f. We are each at least 14 years of age.



- g. We now sign our names as attesting Witnesses in the presence of the Testator, each other, and the undersigned authority on:

\_\_\_\_\_/\_\_\_\_\_/\_\_\_\_\_.  
*Month / Day / Year*

\_\_\_\_\_  
***First Witness signs here.***

\_\_\_\_\_  
***Second Witness signs here.***

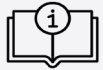
- 8.4. Subscribed and sworn to before me by the Testator and the Witnesses on:

\_\_\_\_\_/\_\_\_\_\_/\_\_\_\_\_.  
*Month / Day / Year*

\_\_\_\_\_  
***Notary Public, State of Texas***

End of Will

# Next Steps



Now that you are done completing and signing your Will, you should:

- Staple your Will and **do not** unstaple it.
- Make as many copies of your Will as you want after stapling the original. **Do not** take out the staples to copy.
- Keep your original signed Will in a safe place.
- Tell the person you have chosen to be your Independent Executor that you have a Will and where the original Will is located.

Whether you tell any of your spouse, children, grandchildren, or others receiving gifts in your Will is up to you.

When you die, your original Will must be probated to have any effect. “Probate” means to establish that your Will is valid in court. There is a 4-year deadline from the date of your death to probate the Will.



If your situation changes (for example you get divorced, your spouse dies, or your child dies), you may need to make a new Will. **If you make any changes to your Will after you sign it, those changes are not valid. If you want to change anything, rip your Will up and start over with a new one.**



**Go check your retirement accounts, bank accounts, and insurance plans to see if you have named someone (called a “beneficiary”) to receive the benefits of those accounts or insurance plans when you die.** If you have filled out something called a “Transfer on Death Deed” or a “Beneficiary Designation of a Motor Vehicle” form, check them too. **Your new Will does not change the beneficiary of those accounts, insurance plans, deeds, or forms.** Anyone you’ve named as a beneficiary of those accounts, insurance plans, deeds, or forms will receive their benefits, even if your Will names someone different.

# Notary Public Instructions

1. Make sure that the Testator and witnesses are present at the same time.
2. No person receiving property in this will should act as a witness or notary.
3. Verify the identity of the Testator and the witnesses (personal knowledge, driver's license, etc.)
4. Administer an oath to everyone present to truthfully answer all of the questions you will be asking.
5. Ask the Testator the following:
  - a. Is your testimony that you are declaring to the witnesses and to me, the Notary, that this instrument is your Will?
  - b. Are you saying that the Will is willingly made by you and that it is being executed in the presence of these witnesses, and me as the Notary, all of whom are present at the same time?
  - c. Is this your free act and deed?
  - d. Are you requesting that each witness sign this will in your presence and in the presence of each other?
6. If the Testator answers yes to all the questions above, have the Testator sign the Will.
7. While the Testator is signing the Will, ask the witnesses the following:
  - a. Are each of you over the age of fourteen years?
  - b. Did you hear the Testator declare to each of you, and to me as the Notary, that this instrument is the Testator's Will?
  - c. Did you hear the Testator request that each of you act as witnesses to the Testator's Will and signature?
  - d. Did you see the Testator sign the will in your presence with both of you being present at the same time?
  - e. Is the Testator eighteen years old or over? (Note: If the Testator is under eighteen, ask if it appears that the Testator is lawfully married, or is a member of the armed forces of the United States or of its auxiliaries, or a member of the Maritime Service.)
  - f. Do you believe that the Testator is of sound mind?
  - g. Are you signing your names as attesting witnesses in the presence of the Testator, each other, and me as Notary?
8. If the witnesses answer yes to all the questions above, have the witnesses sign the will.
9. Then write the date, sign your signature, and place your seal.





# Will Form

## For a Person Who is Single, Widowed, or Divorced and Does Not Have Children



### Use this Will Form if:

- You are currently single, widowed and not re-married, or divorced and not re-married; **and**
- You do not have children or grandchildren.

### Do **not** use this Will Form if:

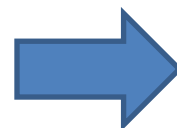
- You are currently married; **or**
- You have children or grandchildren.



Learn more about wills and get more information about filling out this Will Form at [texaslawhelp.org/money-debt/wills-estate-planning](https://texaslawhelp.org/money-debt/wills-estate-planning) or by scanning this QR code with your camera phone:

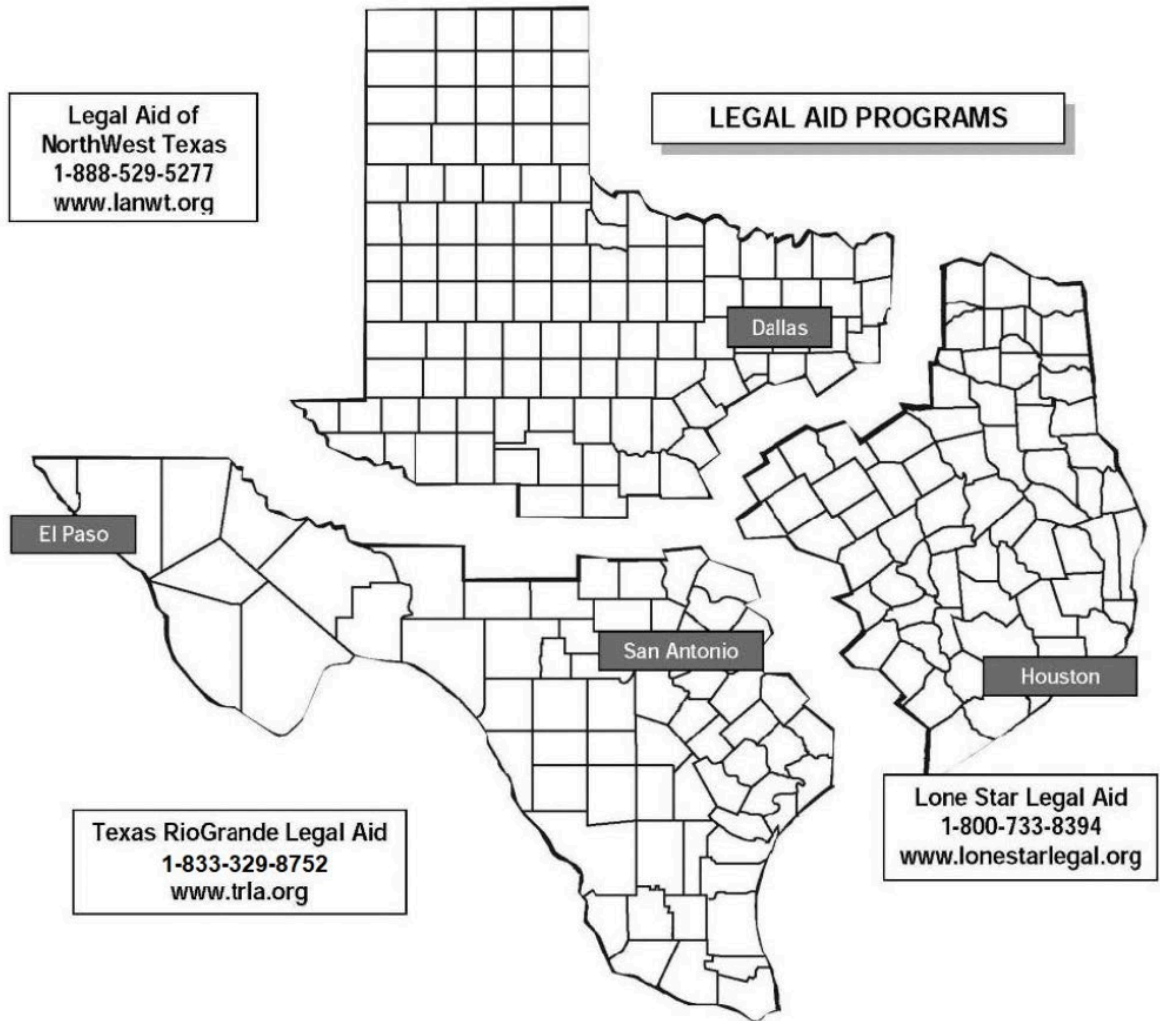


Go to next page.






You can fill out this Will Form yourself, but you are encouraged to get a lawyer to help you fill out this Will Form or to review your completed Will Form. Wills are complicated. **This Will Form is not a substitute for legal advice. For information on free and low-cost legal services**, visit [txcourts.gov/programs-services/legal-aid](https://txcourts.gov/programs-services/legal-aid) or call the Legal Aid office that serves your area. Their contact information is shown in the map below. You can also call the State Bar of Texas lawyer referral service at 1-800-252-9690.



**If you want to give your property or money to someone who gets government benefits, like SSI, Medicaid, or food stamps (SNAP), it could affect their benefits. It might make them ineligible for benefits. You are encouraged to get advice from a lawyer before using this Will Form.**

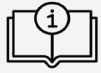


**If you make a mistake while filling in the Will Form, rip it up, and start over with a new one.**



# Will

## Section 1. Identification



Fill in the blanks below on the computer or by hand. Type or clearly write full names (first name, middle name or initial, and last name). If possible, list names as they appear on legal documents like a driver's license, state ID, birth certificate, or other official document.

Filling in the blanks on the computer is best because it will help prevent others from changing your Will. If you are filling out this Will Form with a pen, use the same pen to fill in the full Will Form.

1.1. My full name is: \_\_\_\_\_  
*First Middle Last Suffix (Jr., Sr., etc.)*

I am sometimes also known as: \_\_\_\_\_



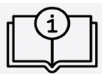
If you do not fill in this blank, cross it out by, for example, writing or typing "XXXX".

1.2. This is my Will. I revoke and cancel any wills I made before this one.

1.3. I am not currently married.

1.4. I have no children.


## Section 2. Everything I Own, Except Specific Gifts



Section 2 controls what happens to any property and money that you do not give as a specific gift.

A "specific gift" is a specific piece of property that you specifically give to a specific person like a parent, sibling, or other person. If you want to give a specific gift, you can do that in Section 3 below.

Fill in as many boxes as you need. If you do not fill in a box, cross it out by, for example, writing or typing "XXXX".



I give everything I own, except for any specific gifts, in equal shares to the following person or people who survive me.

<i>First</i>	<i>Middle</i>	<i>Last</i>	<i>Suffix (Jr., Sr., etc.)</i>
<i>First</i>	<i>Middle</i>	<i>Last</i>	<i>Suffix</i>
<i>First</i>	<i>Middle</i>	<i>Last</i>	<i>Suffix</i>
<i>First</i>	<i>Middle</i>	<i>Last</i>	<i>Suffix</i>
<i>First</i>	<i>Middle</i>	<i>Last</i>	<i>Suffix</i>
<i>First</i>	<i>Middle</i>	<i>Last</i>	<i>Suffix</i>
<i>First</i>	<i>Middle</i>	<i>Last</i>	<i>Suffix</i>
<i>First</i>	<i>Middle</i>	<i>Last</i>	<i>Suffix</i>


## Section 3. Specific Gifts



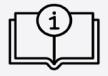
A “specific gift” is a specific piece of property that you specifically give to a specific person like a parent, sibling, or other person.

**Section 3 is optional.** You do not have to give a specific gift. You can choose to fill in all, some, or none of the below Subsections (3.1, 3.2, and 3.3). **Section 2 “Everything I Own, Except Specific Gifts” applies to any property that you do not list in Section 3.** In other words, any property that you do not list in Section 3, goes to the person or people you named in Section 2.

If you want to skip Section 3, cross out all the boxes in Subsections 3.1, 3.2, and 3.3 by, for example, writing or typing “XXXX”.



### 3.1. Giving My Home



**You do not have to fill in Subsection 3.1.** Complete Subsection 3.1 **only** if you want to specifically give your interest in your home to one or more parent, sibling, or other person. **If you do not fill in Subsection 3.1, your interest in your home goes to the person or people you named in Section 2.**

Subsection 3.1 does not cover your items inside your home. Those are addressed in Subsection 3.2 “Giving My Personal and Household Items.”

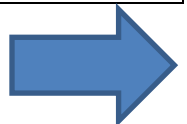
If you do not fill in a box, cross it out by, for example, writing or typing “XXXX”.



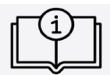
If you have filled out something called a “Transfer on Death Deed” form, check it. **Your new Will does not change the beneficiary of that deed. Whoever you’ve named as a beneficiary of that deed will receive your home (even if your Will names someone different) so you may want to change that deed.**

I give my interest in my home, subject to mortgages and liens, in equal shares to the following person or people who survive me. If none of these people survives me, my interest in my home will pass under Section 2 “Everything I Own, Except for Specific Gifts.”

<i>First</i>	<i>Middle</i>	<i>Last</i>	<i>Suffix (Jr., Sr., etc.)</i>
<i>First</i>	<i>Middle</i>	<i>Last</i>	<i>Suffix</i>
<i>First</i>	<i>Middle</i>	<i>Last</i>	<i>Suffix</i>
<i>First</i>	<i>Middle</i>	<i>Last</i>	<i>Suffix</i>
<i>First</i>	<i>Middle</i>	<i>Last</i>	<i>Suffix</i>
<i>First</i>	<i>Middle</i>	<i>Last</i>	<i>Suffix</i>
<i>First</i>	<i>Middle</i>	<i>Last</i>	<i>Suffix</i>
<i>First</i>	<i>Middle</i>	<i>Last</i>	<i>Suffix</i>



### 3.2. Giving My Personal and Household Items



“Personal and household items” means all your household goods, furniture, furnishings, tools, garden equipment, china, silver, works of art, jewelry, clothes, and any other similar items.

**You do not have to fill in Subsection 3.2.** Complete Subsection 3.2 if you want to specifically give your interest in **all** your personal and household items to one or more parent, sibling, or other person.

If you want to give a **specific** personal and household item to a specific person, you should use the next Subsection 3.3 “Giving Specific Items or Property.” **You can use both Subsection 3.2 and Subsection 3.3** if you want to give someone a particular item (Subsection 3.3) but still give the bulk of your personal and household items to another person (Subsection 3.2). **Section 2 will apply to any personal and household items you do not give under Subsection 3.2 or Subsection 3.3.**

If you do not fill in a box, cross it out by, for example, writing or typing “XXXX”.

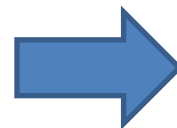
Another helpful word to know in Subsection 3.2 is “Executor.” “Executor” is the person who is appointed by the court to hand out your property and money once you die. The Executor makes sure your wishes stated in this Will are followed to the best of their ability.



If you have filled out something called a “Beneficiary Designation of a Motor Vehicle” form, check it. **Your new Will does not change the beneficiary of that form. Whoever you’ve named as a beneficiary of that form will receive your vehicle (even if your Will names someone different) so you may want to change that form.**

Except for any specific gifts I make in Subsection 3.3 “Giving Specific Items or Property,” I give all of my interest in my personal and household items in equal shares to the following person or persons who survive me. If none of these people survives me, my interest in these items will pass under Section 2 “Everything I Own, Except for Specific Gifts.” My interest in these items shall be divided among them as they agree. If they cannot agree, the Executor will decide.

<i>First</i>	<i>Middle</i>	<i>Last</i>	<i>Suffix (Jr., Sr., etc.)</i>
<i>First</i>	<i>Middle</i>	<i>Last</i>	<i>Suffix</i>
<i>First</i>	<i>Middle</i>	<i>Last</i>	<i>Suffix</i>



<i>First</i>	<i>Middle</i>	<i>Last</i>	<i>Suffix</i>
<i>First</i>	<i>Middle</i>	<i>Last</i>	<i>Suffix</i>
<i>First</i>	<i>Middle</i>	<i>Last</i>	<i>Suffix</i>
<i>First</i>	<i>Middle</i>	<i>Last</i>	<i>Suffix</i>
<i>First</i>	<i>Middle</i>	<i>Last</i>	<i>Suffix</i>

### 3.3. Giving Specific Items or Property

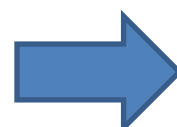


**You do not have to fill in Subsection 3.3.** You can use Subsection 3.3 to specifically give a **specific item or a specific amount of money** to a specific parent, sibling, or other person. Examples include a vehicle, a boat, a piece of jewelry, a valuable item, a particular item in your home, real estate other than your home, a bank account, and other items. **Section 2 will apply to any items you do not give under Subsection 3.2 or Subsection 3.3.**

If you do not fill in a box, cross it out by, for example, writing or typing “XXXX”.

I give my interest in each item listed below to the person named next to the item if that person survives me.

<b>Item(s) to be given:</b>	<b>Full name of person getting item(s):</b>
<i>Describe item(s) in detail.</i>	<i>First / Middle / Last / Suffix (Jr., Sr., etc.)</i>
<i>Describe item(s) in detail.</i>	<i>First / Middle / Last / Suffix</i>



<i>Describe item(s) in detail.</i>	<i>First / Middle / Last / Suffix</i>
<i>Describe item(s) in detail.</i>	<i>First / Middle / Last / Suffix</i>
<i>Describe item(s) in detail.</i>	<i>First / Middle / Last / Suffix</i>
<i>Describe item(s) in detail.</i>	<i>First / Middle / Last / Suffix</i>
<i>Describe item(s) in detail.</i>	<i>First / Middle / Last / Suffix</i>
<i>Describe item(s) in detail.</i>	<i>First / Middle / Last / Suffix</i>

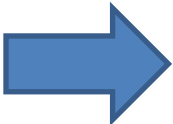
## Section 4. Independent Executor



In Section 4, you choose the person you want to be in charge of handing out your property and money after you die. That person is called the “Independent Executor,” and they make sure your wishes in your Will are followed to the best of their ability.

Your Independent Executor must be 18 years old or older. Your Independent Executor **can** be one of your parents, siblings, or someone else. Often, other people will name their parent, sibling, or other trusted person as their Independent Executor.

Your choice of Independent Executor must be approved by the court before they can act in that role. After appointment, the court generally does not supervise the Independent Executor.





If you use this Will Form, you can only have one Independent Executor in charge at a time. But it is best to name a second and third choice in case someone you name cannot serve as Independent Executor.

Some of the Subsections below (4.2, 4.3, 4.4) have no blanks to fill in. These Subsections are needed for legal reasons. Do not add, change, or delete anything from these Subsections.

If you do not fill in a box, cross it out by, for example, writing or typing "XXXX".


Other helpful words to know in Section 4 are:

- "Beneficiary" means anyone you choose to receive property or money in your Will.
- "Bond" means a deposit used to help make sure the Executor does what the will asks the Executor to do.
- "Estate" includes all the things you own when you die. Examples are houses, buildings, land, vehicles, money in bank accounts, cash, jewelry, furniture, clothes, and other items in your home.
- "Personal property" includes, but is not limited to, cash and bank accounts, clothing, household furnishings, vehicles, and jewelry.
- "Real property" means land and improvements, like a house. It also includes oil, gas, and other mineral rights.

**4.1.** I name the following persons in the order listed to be appointed as sole Independent Executor of my Will and estate. If a person does not serve or stops serving for any reason, then I name the next listed person.

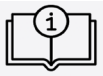
1. Name of First Choice for Independent Executor:  <i>First / Middle / Last / Suffix (Jr., Sr., etc.)</i>
2. Name of Second Choice for Independent Executor:  <i>First / Middle / Last / Suffix</i>
3. Name of Third Choice for Independent Executor  <i>First / Middle / Last / Suffix</i>

**4.2.** My Independent Executor is not required to post a bond in any jurisdiction.



- 4.3. Once appointed by the Court, the Independent Executor shall administer and distribute the estate as required by law, including the payment of any debts of the estate. The power to administer the estate includes the power to sell real and personal property. The Independent Executor can act without the consent of my beneficiaries.
- 4.4. No action shall be had in the Court in relation to the settlement of my estate other than the probating and recording of this Will, notice to beneficiaries as required by the Texas Estates Code, and the return of any required inventory, appraisement, and list of claims owed to or by my estate.

## Section 5. Custodian for People Under Age 21 Who Receive Gifts Under This Will



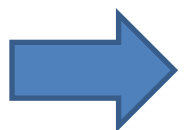
Section 5 controls who manages any money or property you give to a person who is under 21 years old. The manager is the “Custodian.”

Do not add, change, or delete any words in Section 5. Section 5 is needed for legal reasons.

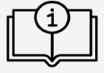
Other helpful words to know in Section 5:

- “Beneficiary” means anyone you choose to receive property or money in your Will.
- “Executor” is the person who is appointed by the court to be in charge of handing out your property and money once you die. The Executor makes sure your wishes stated in this Will are followed to the best of their ability.

- 5.1. Any gift to a person under 21 may instead be delivered to a Custodian for that person under the Uniform Transfers to Minor Act of Texas or any other state.
- 5.2. My Executor may name a Custodian for any beneficiary under age 21.
- 5.3. My Executor may consider appointing a beneficiary’s surviving parent as Custodian but is not required to do so.
- 5.4. My Executor may name different Custodians for different beneficiaries.
- 5.5. My Executor may also serve as Custodian.



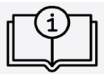
## Section 6. Texas Law Applies and Survivorship



Do not add, change, or delete any words in Section 6. Section 6 is needed for legal reasons.

- 6.1. Texas law shall apply to all matters related to this Will.
- 6.2. No person shall be considered to have survived me unless that person is living 30 days after my death.

## Section 7. Execution, Attestation, and Self-Proof of Will



Once you have filled out your Will, you will need to get two Witnesses and a Notary together with you for a signing ceremony. **At the signing ceremony, give the Notary the “Notary Public Instructions” on page 15 of this Will Form.** At the signing ceremony, you, the two Witnesses, and the Notary will watch each other sign your Will. **Do not sign until you, the two Witnesses, and the Notary are all in the same room.** No one should leave the room until everyone has signed. Sign in blue ink if possible.

Helpful terms to know in Section 7 are:

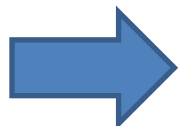
- “Execute” means sign.
- “Notary” is a person authorized by Texas to swear that the people signing your Will are who they say they are. A Notary will sign and put a seal on your Will.
- “Testator” means you.
- “Witnesses” means the two people who watch you sign your Will. They will sign their names to your Will when you all are in the same room with a notary. **They should not be people who are receiving gifts in your Will.**

- 7.1. Before me, the undersigned authority, on this day personally appeared the following:



Print or type names here. Do not sign here.

\_\_\_\_\_  
Testator (*First, Middle Initial, Last, Suffix (Jr., Sr., etc.)*)



\_\_\_\_\_  
First Witness (*First, Middle Initial, Last, Suffix (Jr., Sr., etc.)*)


\_\_\_\_\_  
Second Witness (*First, Middle Initial, Last, Suffix (Jr., Sr., etc.)*)

- 7.2.** I, as the Testator, after being duly sworn, declare to the undersigned Witnesses and to the undersigned authority:
- a. This instrument is my Will.
  - b. I willingly make and execute this Will as my free act and deed.
  - c. I execute this Will in the presence of the undersigned Witnesses, all of whom are present at the same time.
  - d. I request each of the undersigned Witnesses to sign this Will in my presence and in the presence of each other.
  - e. I now sign this Will in the presence of the attesting Witnesses and the undersigned authority on:

\_\_\_\_\_/\_\_\_\_\_/\_\_\_\_\_.  
*Month / Day / Year*

\_\_\_\_\_  
***Testator: Sign your name here.***

- 7.3.** The undersigned Witnesses, after being duly sworn, declare to the Testator and to the undersigned authority:
- a. The Testator declared to us that this instrument is the Testator's Will.
  - b. The Testator requested us to act as Witnesses to the Testator's Will and signature.
  - c. The Testator then signed this Will in our presence, all of us being present at the same time.
  - d. The Testator is 18 years of age or over (or being under such age, is or has been lawfully married, or is a member of the armed forces of the United States or of an auxiliary of the armed forces of the United States or of the United States Maritime Service).



- e. We believe the Testator to be of sound mind.
- f. We are each at least 14 years of age.
- g. We now sign our names as attesting Witnesses in the presence of the Testator, each other, and the undersigned authority on:

\_\_\_\_\_/\_\_\_\_\_/\_\_\_\_\_.  
*Month / Day / Year*

\_\_\_\_\_  
***First Witness signs here.***

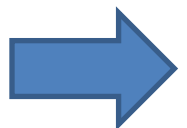
\_\_\_\_\_  
***Second Witness signs here.***

**7.4.** Subscribed and sworn to before me by the Testator and the Witnesses on:

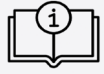
\_\_\_\_\_/\_\_\_\_\_/\_\_\_\_\_.  
*Month / Day / Year*

\_\_\_\_\_  
***Notary Public, State of Texas***

End of Will



# Next Steps



Now that you are done completing and signing your Will, you should:

- Staple your Will and **do not** unstaple it.
- Make as many copies of your Will as you want after stapling the original. **Do not** take out the staples to copy.
- Keep your original signed Will in a safe place.
- Tell the person you have chosen to be your Independent Executor that you have a Will and where the original Will is located.

Whether you tell anyone receiving gifts in your Will is up to you.

When you die, your original Will must be probated to have any effect. “Probate” means to establish that your Will is valid in court. There is a 4-year deadline from the date of your death to probate the Will.



**Go check your retirement accounts, bank accounts, and insurance plans to see if you have named someone (called a “beneficiary”) to receive the benefits of those accounts or insurance plans when you die.** If you have filled out something called a “Transfer on Death Deed” or a “Beneficiary Designation of a Motor Vehicle” form, check them too. **Your new Will does not change the beneficiary of those accounts, insurance plans, deeds, or forms.** Anyone you’ve named as a beneficiary of those accounts, insurance plans, deeds, or forms will receive their benefits, even if your Will names someone different.



If your situation changes (for example, you get married or have a child), you may need to make a new Will. **If you make any changes to your Will after you sign it, those changes are not valid. If you want to change anything, rip your Will up and start over with a new one.**

# Notary Public Instructions

1. Make sure that the Testator and witnesses are present at the same time.
2. No person receiving property in this Will should act as a witness or notary.
3. Verify the identity of the Testator and the witnesses (personal knowledge, driver's license, etc.)
4. Administer an oath to everyone present to truthfully answer all of the questions you will be asking.
5. Ask the Testator the following:
  - a. Is your testimony that you are declaring to the witnesses and to me, the Notary, that this instrument is your Will?
  - b. Are you saying that the Will is willingly made by you and that it is being executed in the presence of these witnesses, and me as the Notary, all of whom are present at the same time?
  - c. Is this your free act and deed?
  - d. Are you requesting that each witness sign this Will in your presence and in the presence of each other?
6. If the Testator answers yes to all the questions above, have the Testator sign the Will.
7. While the Testator is signing the Will, ask the witnesses the following:
  - a. Are each of you over the age of fourteen years?
  - b. Did you hear the Testator declare to each of you, and to me as the Notary, that this instrument is the Testator's Will?
  - c. Did you hear the Testator request that each of you act as witnesses to the Testator's Will and signature?
  - d. Did you see the Testator sign the Will in your presence with both of you being present at the same time?
  - e. Is the Testator eighteen years old or over? (Note: If the Testator is under eighteen, ask if it appears that the Testator is lawfully married, or is a member of the armed forces of the United States or of its auxiliaries, or a member of the Maritime Service.)
  - f. Do you believe that the Testator is of sound mind?
  - g. Are you signing your names as attesting witnesses in the presence of the Testator, each other, and me as Notary?
8. If the witnesses answer yes to all the questions above, have the witnesses sign the Will.
9. Then write the date, sign your signature, and place your seal.



# Will Form

## For a Married Person Who Does Not Have Children



### Use this Will Form if:

- You are currently married;
- Your spouse is alive;
- You do not have children or grandchildren; **and**
- You want to give your property and money to your spouse when you die.

### Do **not** use this Will Form if:

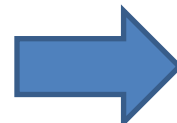
- You are currently single, widowed and not re-married, or divorced and not re-married;
- You have children or grandchildren; **or**
- You do **not** want to give your property and money to your spouse when you die.



Learn more about wills and get more information about filling out this Will Form at [texaslawhelp.org/money-debt/wills-estate-planning](https://texaslawhelp.org/money-debt/wills-estate-planning) or by scanning this QR code with your camera phone:



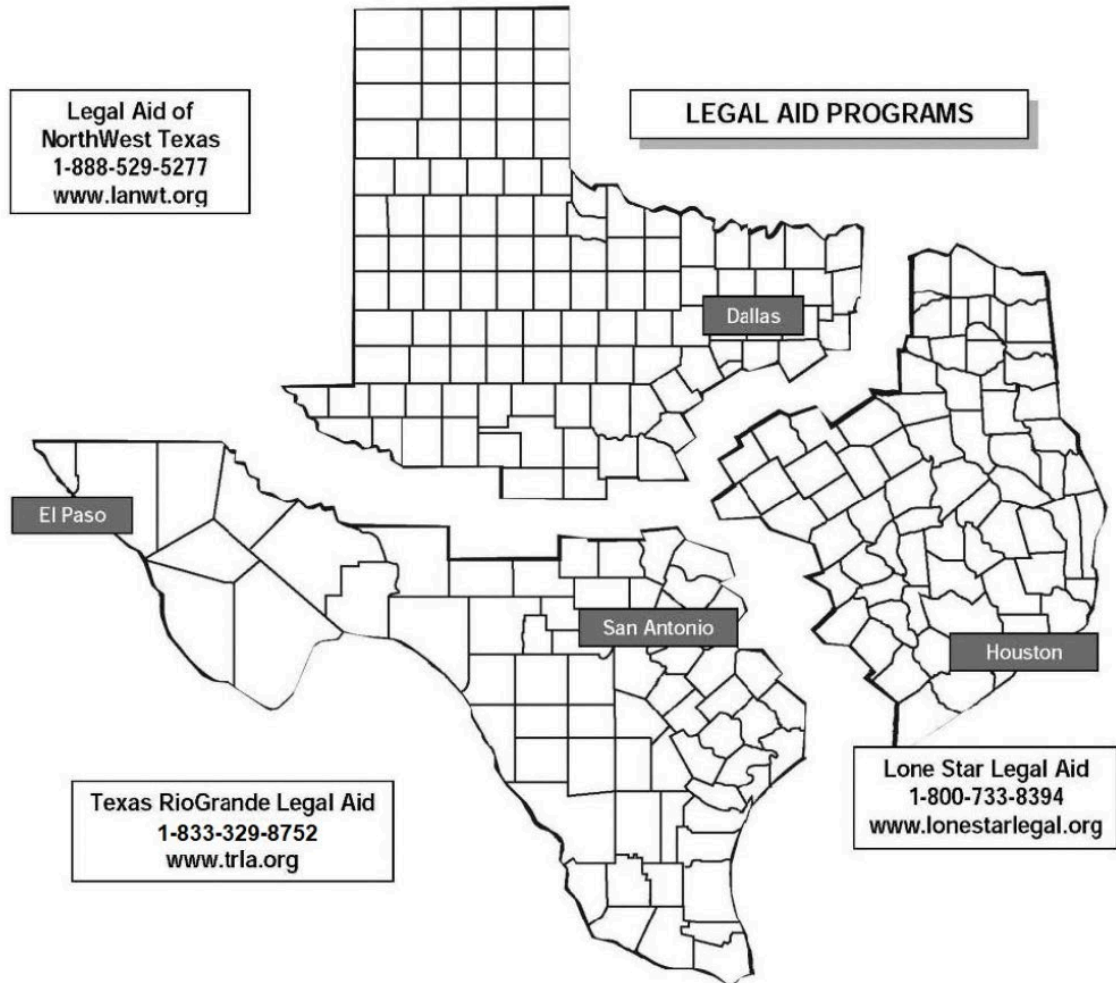
Go to next page.







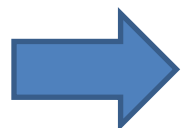
You can fill out this Will Form yourself, but you are encouraged to get a lawyer to help you fill out this Will Form or to review your completed Will Form. Wills are complicated. **This Will Form is not a substitute for legal advice. For information on free and low-cost legal services**, visit [txcourts.gov/programs-services/legal-aid](https://txcourts.gov/programs-services/legal-aid) or call the Legal Aid office that serves your area. Their contact information is shown in the map below. You can also call the State Bar of Texas lawyer referral service at 1-800-252-9690.



**If you want to give your property or money to someone who gets government benefits, like SSI, Medicaid, or food stamps (SNAP), it could affect their benefits. It might make them ineligible for benefits. You are encouraged to get advice from a lawyer before using this Will Form.**

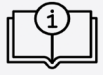


**If you make a mistake while filling in the Will Form, rip it up, and start over with a new one.**



# Will

## Section 1. Identification



Fill in the blanks below on the computer or by hand. Type or clearly write full names (first name, middle name or initial, and last name). If possible, list names as they appear on legal documents like a driver's license, state ID, birth certificate, or other official document.

Filling in the blanks on the computer is best because it will help prevent others from changing your Will. If you are filling out this Will Form with a pen, use the same pen to fill in the full Will Form.

1.1. My full name is: \_\_\_\_\_  
*First Middle Last Suffix (Jr., Sr., etc.)*

I am sometimes also known as: \_\_\_\_\_



If you do not fill in this blank, cross it out by, for example, writing or typing "XXXX".

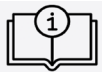
1.2. This is my Will. I revoke and cancel any wills I made before this one.

1.3. I am married to: \_\_\_\_\_, who is now living.  
*First Middle Last Suffix (Jr., Sr., etc.)*

This person will be referred to as "my spouse" in this Will.

1.4. I have no children.

## Section 2. Everything I Own, Except Specific Gifts

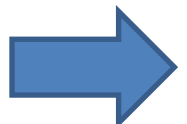


Section 2 controls what happens to any property and money that you do not give as a "specific gift."

A "specific gift" is a specific piece of property that you specifically give to a specific person like your spouse, a parent, a sibling, or other person. If you want to give a specific gift, you can do that in Section 3 below.

Other helpful words to know in Section 2:

- "Community property" means all property (like your house, jewelry, furniture, etc.) and money acquired by you and your spouse during your marriage, except for separate property, which is defined below.



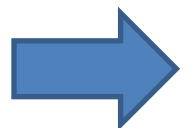
- “Separate property” means property and money you owned before your marriage or received during your marriage by gift or inheritance. It also includes any damages you’ve been awarded during marriage from a personal injury lawsuit, except for damages representing loss of earning capacity.

- 2.1. In this Will, I intend to give away my separate property and only my half of community property.
- 2.2. I give everything I own, except for any specific gifts, to my spouse, if my spouse survives me.
- 2.3. If my spouse does not survive me, I give everything I own, except for any specific gifts, in equal shares to the following person or people who survive me.

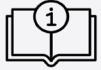


Fill in as many boxes as you need. If you do not fill in a box, cross it out by, for example, writing or typing “XXXX”.

<i>First</i>	<i>Middle</i>	<i>Last</i>	<i>Suffix (Jr., Sr., etc.)</i>
<i>First</i>	<i>Middle</i>	<i>Last</i>	<i>Suffix</i>
<i>First</i>	<i>Middle</i>	<i>Last</i>	<i>Suffix</i>
<i>First</i>	<i>Middle</i>	<i>Last</i>	<i>Suffix</i>
<i>First</i>	<i>Middle</i>	<i>Last</i>	<i>Suffix</i>
<i>First</i>	<i>Middle</i>	<i>Last</i>	<i>Suffix</i>
<i>First</i>	<i>Middle</i>	<i>Last</i>	<i>Suffix</i>
<i>First</i>	<i>Middle</i>	<i>Last</i>	<i>Suffix</i>
<i>First</i>	<i>Middle</i>	<i>Last</i>	<i>Suffix</i>
<i>First</i>	<i>Middle</i>	<i>Last</i>	<i>Suffix</i>
<i>First</i>	<i>Middle</i>	<i>Last</i>	<i>Suffix</i>



## Section 3. Specific Gifts

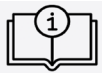


A “specific gift” is a specific piece of property that you specifically give to a specific person like your spouse, a parent, a sibling, or other person.

**Section 3 is optional.** You do not have to give a specific gift. You can choose to fill in all, some, or none of the below Subsections (3.1, 3.2, and 3.3). **Section 2 “Everything I Own, Except Specific Gifts” applies to any property that you do not list in Section 3.** In other words, any property that you do not list in Section 3 goes to your spouse or, if your spouse does not survive you, the other person or people you named in Section 2.

If you want to skip Section 3, cross out all the boxes in Subsections 3.1, 3.2, and 3.3 by, for example, writing or typing “XXXX”.

### 3.1. Giving My Home



**You do not have to fill in Subsection 3.1.** Complete Subsection 3.1 **only if** you want to specifically give your interest in your home to your spouse or to one or more parent, sibling, or other person. **If you do not fill in Subsection 3.1, your interest in your home goes to your spouse or, if your spouse does not survive you, those you named in Section 2.**

Subsection 3.1 does not cover your items inside your home. Those are addressed in Subsection 3.2 “Giving My Personal and Household Items.”

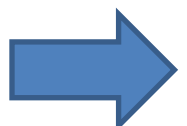
If you do not fill in a box, cross it out by, for example, writing or typing “XXXX”.



If you have filled out something called a “Transfer on Death Deed” form, check it. **Your new Will does not change the beneficiary of that deed. Whoever you’ve named as a beneficiary of that deed will receive your home (even if your Will names someone different) so you may want to change that deed.**

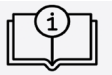
I give my interest in my home, subject to mortgages and liens, in equal shares to the following person or people who survive me. If none of these people survives me, my interest in my home will pass under Section 2 “Everything I Own, Except for Specific Gifts.”

<i>First</i>	<i>Middle</i>	<i>Last</i>	<i>Suffix (Jr., Sr., etc.)</i>
<i>First</i>	<i>Middle</i>	<i>Last</i>	<i>Suffix</i>
<i>First</i>	<i>Middle</i>	<i>Last</i>	<i>Suffix</i>



<i>First</i>	<i>Middle</i>	<i>Last</i>	<i>Suffix</i>
<i>First</i>	<i>Middle</i>	<i>Last</i>	<i>Suffix</i>
<i>First</i>	<i>Middle</i>	<i>Last</i>	<i>Suffix</i>
<i>First</i>	<i>Middle</i>	<i>Last</i>	<i>Suffix</i>
<i>First</i>	<i>Middle</i>	<i>Last</i>	<i>Suffix</i>

### 3.2. Giving My Personal and Household Items



“Personal and household items” means all your household goods, furniture, furnishings, tools, garden equipment, china, silver, works of art, jewelry, clothes, and any other similar items.

**You do not have to fill in Subsection 3.2.** Complete Subsection 3.2 if you want to specifically give your interest in **all** your personal and household items to your spouse or to one or more parent, sibling, or other person.

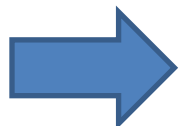
If you want to give a **specific** personal and household item to a specific person, you should use the next Subsection 3.3 “Giving Specific Items or Property.” **You can use both Subsection 3.2 and Subsection 3.3** if you want to give someone a particular item (Subsection 3.3) but still give the bulk of your personal and household items to another person (Subsection 3.2). **Section 2 will apply to any personal and household items you do not give under Subsection 3.2 or Subsection 3.3.**

If you do not fill in a box, cross it out by, for example, writing or typing “XXXX”.

Another helpful word to know in Subsection 3.2 is “Executor.” “Executor” is the person who is appointed by the court to hand out your property and money once you die. The Executor makes sure your wishes stated in this Will are followed to the best of their ability.



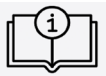
If you have filled out something called a “Beneficiary Designation of a Motor Vehicle” form, check it. **Your new Will does not change the beneficiary of that form. Whoever you’ve named as a beneficiary of that form will receive your vehicle (even if your Will names someone different) so you may want to change that form.**



Except for any specific gifts I make in Subsection 3.3 “Giving Specific Items or Property,” I give all of my interest in my personal and household items in equal shares to the following person or people who survive me. If none of these people survives me, my interest in these items will pass under Section 2 “Everything I Own, Except for Specific Gifts.” My interest in these items shall be divided among them as they agree. If they cannot agree, the Executor will decide.


<i>First</i>	<i>Middle</i>	<i>Last</i>	<i>Suffix (Jr., Sr., etc.)</i>
<i>First</i>	<i>Middle</i>	<i>Last</i>	<i>Suffix</i>
<i>First</i>	<i>Middle</i>	<i>Last</i>	<i>Suffix</i>
<i>First</i>	<i>Middle</i>	<i>Last</i>	<i>Suffix</i>
<i>First</i>	<i>Middle</i>	<i>Last</i>	<i>Suffix</i>
<i>First</i>	<i>Middle</i>	<i>Last</i>	<i>Suffix</i>
<i>First</i>	<i>Middle</i>	<i>Last</i>	<i>Suffix</i>
<i>First</i>	<i>Middle</i>	<i>Last</i>	<i>Suffix</i>

### 3.3. Giving Specific Items or Property




**You do not have to fill in Subsection 3.3.** You can use Subsection 3.3 to specifically give **a specific item or a specific amount of money** to your spouse or a specific parent, sibling, or other person. Examples include a vehicle, a boat, a piece of jewelry, a valuable item, a particular item in your home, real estate other than your home, a bank account, and other items. **Section 2 will apply to any items you do not give under Subsection 3.2 or Subsection 3.3.**

If you do not fill in a box, cross it out by, for example, writing or typing “XXXX”.

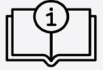


I give my interest in each item listed below to the person named next to the item if that person survives me.

<b>Item(s) to be given:</b>	<b>Full name of person getting item(s):</b>
<i>Describe item(s) in detail.</i>	<i>First / Middle / Last / Suffix (Jr., Sr., etc.)</i>
<i>Describe item(s) in detail.</i>	<i>First / Middle / Last / Suffix</i>
<i>Describe item(s) in detail.</i>	<i>First / Middle / Last / Suffix</i>
<i>Describe item(s) in detail.</i>	<i>First / Middle / Last / Suffix</i>
<i>Describe item(s) in detail.</i>	<i>First / Middle / Last / Suffix</i>
<i>Describe item(s) in detail.</i>	<i>First / Middle / Last / Suffix</i>
<i>Describe item(s) in detail.</i>	<i>First / Middle / Last / Suffix</i>
<i>Describe item(s) in detail.</i>	<i>First / Middle / Last / Suffix</i>



## Section 4. Independent Executor



In Section 4, you choose the person you want to be in charge of handing out your property and money after you die. That person is called the “Independent Executor,” and they make sure your wishes in your Will are followed to the best of their ability.

Your Independent Executor must be 18 years old or older. Your Independent Executor **can** be your spouse or someone else receiving a gift in your Will. Often, other people will name their spouse, parent, sibling, or other trusted person as their Independent Executor.

Your choice of Independent Executor must be approved by the court before they can act in that role. After appointment, the court generally does not supervise the Independent Executor.

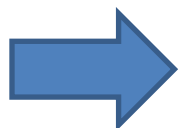
If you use this Will Form, you can only have one Independent Executor in charge at a time. But it is best to name a second and third choice in case someone you name cannot serve as Independent Executor.

Some of the Subsections below (4.2, 4.3, 4.4) have no blanks to fill in. These Subsections are needed for legal reasons. Do not add, change, or delete anything from these Subsections.

If you do not fill in a box, cross it out by, for example, writing or typing “XXXX”.

Other helpful words to know in Section 4:

- “Beneficiary” means anyone you choose to receive property or money in your Will.
- “Bond” means a deposit used to help make sure the Executor does what the will asks the Executor to do.
- “Estate” includes all the things you own when you die. Examples are houses, buildings, land, vehicles, money in bank accounts, cash, jewelry, furniture, clothes, and other items in your home.
- “Personal property” includes, but is not limited to, cash and bank accounts, clothing, household furnishings, vehicles, and jewelry.
- “Real property” means land and improvements, like a house. It also includes oil, gas, and other mineral rights.





- 4.1. I name the following people in the order listed to be appointed as sole Independent Executor of my Will and estate. If a person does not serve or stops serving for any reason, then I name the next listed person.

1. Name of First Choice for Independent Executor:

*First / Middle / Last / Suffix (Jr., Sr., etc.)*

2. Name of Second Choice for Independent Executor:

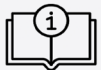
*First / Middle / Last / Suffix*

3. Name of Third Choice for Independent Executor

*First / Middle / Last / Suffix*

- 4.2. My Independent Executor is not required to post a bond in any jurisdiction.
- 4.3. Once appointed by the Court, the Independent Executor shall administer and distribute the estate as required by law, including the payment of any debts of the estate. The power to administer the estate includes the power to sell real and personal property. The Independent Executor can act without the consent of my beneficiaries.
- 4.4. No action shall be had in the Court in relation to the settlement of my estate other than the probating and recording of this Will, notice to beneficiaries as required by the Texas Estates Code, and the return of any required inventory, appraisal, and list of claims owed to or by my estate.

## Section 5. Custodian for People Under Age 21 Who Receive Gifts Under This Will




Section 5 controls who manages any money or property you give to a person who is under 21 years old. The manager is the “Custodian.”

Do not add, change, or delete any words in Section 5. Section 5 is needed for legal reasons.

Other helpful words to know in Section 5:

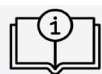
- “Beneficiary” means anyone you choose to receive property or money in your Will.



- “Executor” is the person who is appointed by the court to hand out your property and money once you die. The executor makes sure your wishes stated in this Will are followed to the best of their ability.

- 5.1. Any gift to a person under 21 may instead be delivered to a Custodian for that person under the Uniform Transfers to Minor Act of Texas or any other state.
- 5.2. My Executor may name a Custodian for any beneficiary under age 21.
- 5.3. My Executor may consider appointing a beneficiary’s surviving parent as Custodian but is not required to do so.
- 5.4. My Executor may name different Custodians for different beneficiaries.
- 5.5. My Executor may also serve as Custodian.

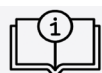
## Section 6. Texas Law Applies and Survivorship



Do not add, change, or delete any words in Section 6. Section 6 is needed for legal reasons.

- 6.1. Texas law shall apply to all matters related to this Will.
- 6.2. No person shall be considered to have survived me unless that person is living 30 days after my death.

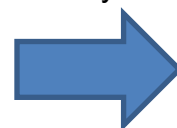
## Section 7. Execution, Attestation, and Self-Proof of Will



Once you have filled out your Will, you will need to get two Witnesses and a Notary together with you for a signing ceremony. **At the signing ceremony, give the Notary the “Notary Public Instructions” on page 15 of this Will Form.** At the signing ceremony, you, the two Witnesses, and the Notary will watch each other sign your Will. **Do not sign until you, the two Witnesses, and the Notary are all in the same room.** No one should leave the room until everyone has signed. Sign in blue ink if possible.

Helpful terms to know in Section 7 are:

- “Execute” means sign.
- “Notary” is a person authorized by Texas to swear that the people signing your Will are who they say they are. A Notary will sign and put a seal on your Will.



- “Testator” means you.
- “Witnesses” means the two people who watch you sign your Will. They will sign their names to your Will when you all are in the same room with a notary. **They should not be people who are receiving gifts in your Will.**

7.1. Before me, the undersigned authority, on this day personally appeared the following:



Print or type names here. Do not sign here.

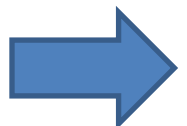
<hr/> <p>Testator (<i>First, Middle Initial, Last, Suffix (Jr., Sr., etc.)</i>)</p>
<hr/> <p>First Witness (<i>First, Middle Initial, Last, Suffix (Jr., Sr., etc.)</i>)</p>
<hr/> <p>Second Witness (<i>First, Middle Initial, Last, Suffix (Jr., Sr., etc.)</i>)</p>

7.2. I, as the Testator, after being duly sworn, declare to the undersigned Witnesses and to the undersigned authority:

- a. This instrument is my Will.
- b. I willingly make and execute this Will as my free act and deed.
- c. I execute this Will in the presence of the undersigned Witnesses, all of whom are present at the same time.
- d. I request each of the undersigned Witnesses to sign this Will in my presence and in the presence of each other.
- e. I now sign this Will in the presence of the attesting Witnesses and the undersigned authority on:

           /            /             
*Month / Day / Year*

**Testator: Sign your name here**



- 7.3.** The undersigned Witnesses, after being duly sworn, declare to the Testator and to the undersigned authority:
- a. The Testator declared to us that this instrument is the Testator’s Will.
  - b. The Testator requested us to act as Witnesses to the Testator’s Will and signature.
  - c. The Testator then signed this Will in our presence, all of us being present at the same time.
  - d. The Testator is 18 years of age or over (or being under such age, is or has been lawfully married, or is a member of the armed forces of the United States or of an auxiliary of the armed forces of the United States or of the United States Maritime Service).
  - e. We believe the Testator to be of sound mind.
  - f. We are each at least 14 years of age.
  - g. We now sign our names as attesting Witnesses in the presence of the Testator, each other, and the undersigned authority on:

\_\_\_\_\_/\_\_\_\_\_/\_\_\_\_\_.  
*Month / Day / Year*

\_\_\_\_\_  
***First Witness signs here.***


\_\_\_\_\_  
***Second Witness signs here.***

- 7.4.** Subscribed and sworn to before me by the Testator and the Witnesses on:

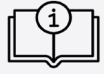
\_\_\_\_\_/\_\_\_\_\_/\_\_\_\_\_.  
*Month / Day / Year*

\_\_\_\_\_  
***Notary Public, State of Texas***

End of Will



# Next Steps



Now that you are done completing and signing your Will, you should:

- Staple your Will and **do not** unstaple it.
- Make as many copies of your Will as you want after stapling the original. **Do not** take out the staples to copy.
- Keep your original signed Will in a safe place.
- Tell the person you have chosen to be your Independent Executor that you have a Will and where the original Will is located.

Whether you tell your spouse or other people receiving gifts in your Will is up to you.

When you die, your original Will must be probated to have any effect. “Probate” means to establish that your Will is valid in court. There is a 4-year deadline from the date of your death to probate the Will.



**Go check your retirement accounts, bank accounts, and insurance plans to see if you have named someone (called a “beneficiary”) to receive the benefits of those accounts or insurance plans when you die.** If you have filled out something called a “Transfer on Death Deed” or a “Beneficiary Designation of a Motor Vehicle,” check them too. **Your new Will does not change the beneficiary of those accounts, insurance plans, deeds, or forms.** Anyone you’ve named as a beneficiary of those accounts, insurance plans, deeds, or forms will receive their benefits, even if your Will names someone different.



If your situation changes (for example, you get divorced, your spouse dies, or you have a child), you may need to make a new Will. **If you make any changes to your Will after you sign it, those changes are not valid. If you want to change anything, rip your Will up and start over with a new one.**

# Notary Public Instructions

1. Make sure that the Testator and witnesses are present at the same time.
2. No person receiving property in this Will should act as a witness or notary.
3. Verify the identity of the Testator and the witnesses (personal knowledge, driver's license, etc.)
4. Administer an oath to everyone present to truthfully answer all of the questions you will be asking.
5. Ask the Testator the following:
  - a. Is your testimony that you are declaring to the witnesses and to me, the Notary, that this instrument is your Will?
  - b. Are you saying that the Will is willingly made by you and that it is being executed in the presence of these witnesses, and me as the Notary, all of whom are present at the same time?
  - c. Is this your free act and deed?
  - d. Are you requesting that each witness sign this Will in your presence and in the presence of each other?
6. If the Testator answers yes to all the questions above, have the Testator sign the Will.
7. While the Testator is signing the Will, ask the witnesses the following:
  - a. Are each of you over the age of fourteen years?
  - b. Did you hear the Testator declare to each of you, and to me as the Notary, that this instrument is the Testator's Will?
  - c. Did you hear the Testator request that each of you act as witnesses to the Testator's Will and signature?
  - d. Did you see the Testator sign the Will in your presence with both of you being present at the same time?
  - e. Is the Testator eighteen years old or over? (Note: If the Testator is under eighteen, ask if it appears that the Testator is lawfully married, or is a member of the armed forces of the United States or of its auxiliaries, or a member of the Maritime Service.)
  - f. Do you believe that the Testator is of sound mind?
  - g. Are you signing your names as attesting witnesses in the presence of the Testator, each other, and me as Notary?
8. If the witnesses answer yes to all the questions above, have the witnesses sign the Will.
9. Then write the date, sign your signature, and place your seal.



# Will Form

For a Person Who is Single,  
Widowed, or Divorced and Who  
Has Children

## Formulario para Testamento

Para una Persona Soltera, Viuda, o  
Divorciada y con Hijos



### Use this Will Form if:

- You are currently single, widowed and not re-married, or divorced and not re-married;
- You have children or grandchildren; **and**
- You want to give your property and money to your children or grandchildren when you die.

### Do **not** use this Will Form if:

- You are married;
- You do not have children or grandchildren; **or**

### Llene este Formulario para Testamento si:

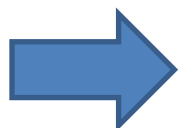
- Usted está actualmente soltero, es viudo sin volverse a casar, o es divorciado sin volverse a casar;
- Usted tiene hijos o nietos; **y**
- Usted desea legar sus bienes y dinero a sus hijos o nietos cuando fallezca.

### **No** llene este Formulario para Testamento si:

- Usted está casado;
- Usted no tiene hijos o nietos; **o**

Go to next page.

Pase a la siguiente página.



- You do **not** want to give your property and money to your children or grandchildren when you die.

- Usted **no** desea legar sus bienes y dinero a sus hijos o nietos cuando fallezca.



Learn more about wills and get more information about filling out this Will Form at [texaslawhelp.org/money-debt/wills-estate-planning](https://texaslawhelp.org/money-debt/wills-estate-planning) or by scanning this QR code with your camera phone:

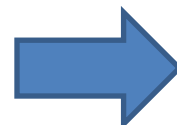


Obtenga mayor información sobre testamentos y cómo llenar este Formulario para Testamento visitando este sitio [texaslawhelp.org/money-debt/wills-estate-planning](https://texaslawhelp.org/money-debt/wills-estate-planning) o escaneando este código QR con la cámara de su celular:

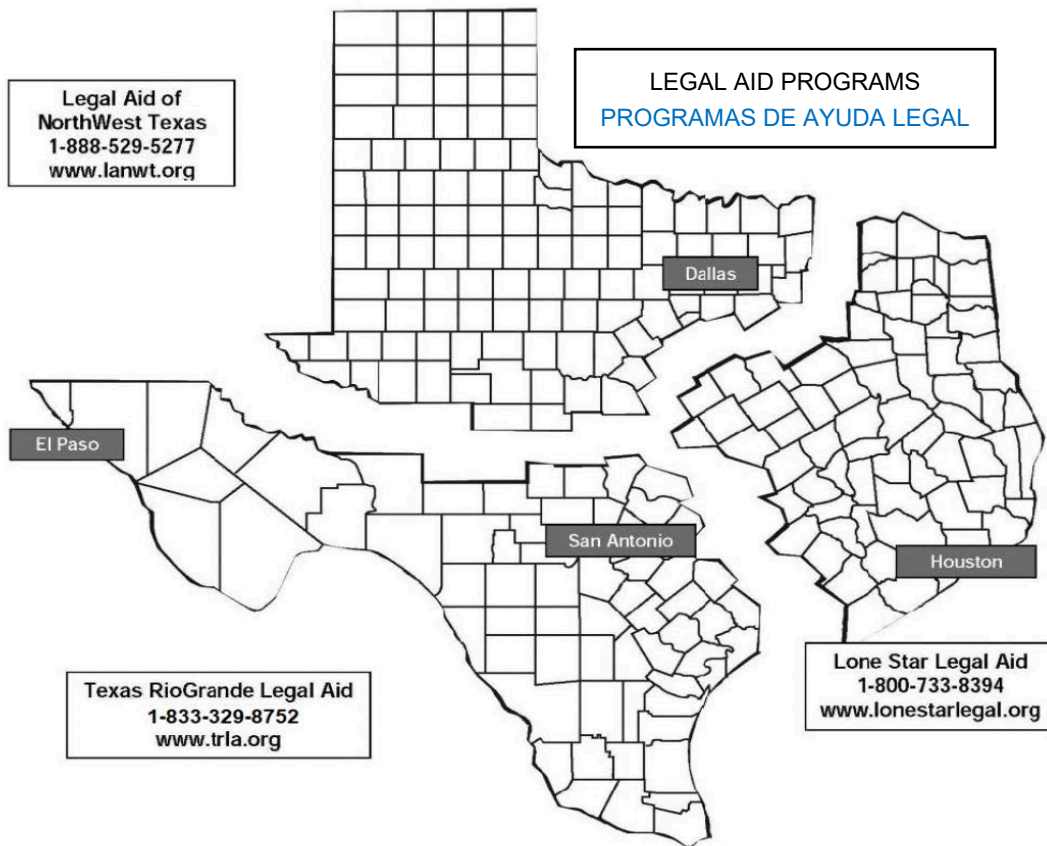


You can fill out this Will Form yourself, but you are encouraged to get a lawyer to help you fill out this Will Form or to review your completed Will Form. Wills are complicated. **This Will Form is not a substitute for legal advice. For information on free and low-cost legal services**, visit [txcourts.gov/programs-services/legal-aid](https://txcourts.gov/programs-services/legal-aid) or call the Legal Aid office that serves your area. Their contact information is shown in the map below. You can also call the State Bar of Texas Lawyer Referral Service at 1-800-252-9690.

Usted mismo puede llenar este Formulario para Testamento, pero se le recomienda conseguir la asesoría de un abogado en derecho para llenar este Formulario para Testamento o revisar el que usted ha llenado. Los testamentos son complicados. **Este Formulario para Testamento no sustituye el consejo legal de un abogado. Para obtener información sobre cómo recibir servicios legales gratuitos o a un bajo costo**, visite el sitio [txcourts.gov/programs-services/legal-aid](https://txcourts.gov/programs-services/legal-aid) o llame a las oficinas de la entidad de asistencia legal que ofrece servicios en su área. Encontrará la información para comunicarse con ellos en el mapa a continuación. También puede llamar al Servicio de Referencia para Asesoría Legal en el Colegio de Abogados de Texas, al teléfono gratuito 1-800-252-9690.







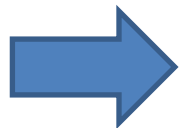
**If you want to give your property or money to someone who gets government benefits, like SSI, Medicaid, or food stamps (SNAP), it could affect their benefits. It might make them ineligible for benefits. You are encouraged to get advice from a lawyer before using this Will Form.**

**Si usted desea legar sus bienes o dinero a una persona que reciba beneficios de asistencia del gobierno, tales como Seguridad de Ingreso Suplementario (SSI), Medicaid, o beneficios de alimentos (SNAP), el hacerlo pudiera afectar los beneficios que la persona reciba. También pudiera causar que esta persona no califique más para recibir estos beneficios. Se le recomienda que consiga asesoría de un abogado en derecho antes de llenar este Formulario para Testamento.**



**If you make a mistake while filling in the Will Form, rip it up, and start over with a new one.**

**Si comete un error al llenar este Formulario para Testamento, rómpalo y empiece de nuevo.**

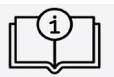


# Will

## Testamento

### Section 1. Identification

### Sección 1. Identificación



Fill in the blanks below on the computer or by hand. Type or clearly write full names (first name, middle name or initial, and last name). If possible, list names as they appear on legal documents like a driver's license, state ID, birth certificate, or other official document.

Llene los espacios en blanco a continuación, en la computadora o a mano. Escriba a máquina o a mano claramente el nombre completo de la persona (primer nombre, segundo nombre o inicial, y apellido). Si es posible, escriba los nombres conforme aparecen en documentos legales tales como una licencia de conducir, identificación estatal personal, acta de nacimiento, u otro documento oficial.

Filling in the blanks on the computer is best because it will help prevent others from changing your Will. If you are filling out this Will Form with a pen, use the same pen to fill in the full Will Form.

El llenar los espacios en blanco en la computadora es mucho mejor, ya que esto ayudará a evitar que otros hagan cambios en su Testamento. Si usted está llenando este Formulario para Testamento con pluma, utilice la misma pluma en todo el Formulario completo.

1.1. My full name is:

Mi nombre completo es: \_\_\_\_\_

<i>First</i>	<i>Middle</i>	<i>Last</i>	<i>Suffix (Jr., Sr., etc.)</i>
<i>Primer nombre</i>	<i>Segundo nombre</i>	<i>Apellido</i>	<i>Sufijo (Jr., Sr., etc.)</i>

I am sometimes also known as:

También soy conocido como: \_\_\_\_\_

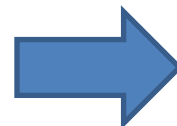


If you do not fill in this blank, cross it out by, for example, writing or typing "XXXX".

Si usted no llena esta línea, táchela, por ejemplo, escribiendo a mano o en la computadora "XXXX".

1.2. This is my Will. I revoke and cancel any I made before this one.

Este es mi Testamento. Yo revoco y cancelo cualquier otro testamento o testamentos que haya elaborado antes de este.



1.3. I am not currently married.  
No estoy casado actualmente.

1.4. The full names of my children are listed in the two charts below. The term “my children” means the people named below as my children (living and deceased) and includes any children born to or adopted by me after this Will is made.

Los nombres completos de mis hijos están anotados en las dos listas a continuación. El término “mis hijos” representa a las personas mencionadas en dichas listas de mis hijos (vivos y fallecidos), incluyendo a cualesquiera otros hijos que me hayan nacido o que hayan sido adoptados por mí después de preparar este Testamento.

1.4.A. The full names of my **living** children are:

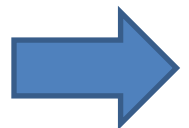
Los nombres completos de mis hijos **vivos** son:



If you do not fill in a box, cross it out by, for example, writing or typing “XXXX”.

Si deja algún espacio sin llenar, táchelo, por ejemplo, escribiendo a mano o en la computadora “XXXX”.

<i>First</i> <i>Primer nombre</i>	<i>Middle</i> <i>Segundo nombre</i>	<i>Last</i> <i>Apellido</i>	<i>Suffix (Jr., Sr., etc.)</i> <i>Sufijo (Jr., Sr., etc.)</i>
<i>First</i> <i>Primer nombre</i>	<i>Middle</i> <i>Segundo nombre</i>	<i>Last</i> <i>Apellido</i>	<i>Suffix</i> <i>Sufijo</i>
<i>First</i> <i>Primer nombre</i>	<i>Middle</i> <i>Segundo nombre</i>	<i>Last</i> <i>Apellido</i>	<i>Suffix</i> <i>Sufijo</i>
<i>First</i> <i>Primer nombre</i>	<i>Middle</i> <i>Segundo nombre</i>	<i>Last</i> <i>Apellido</i>	<i>Suffix</i> <i>Sufijo</i>
<i>First</i> <i>Primer nombre</i>	<i>Middle</i> <i>Segundo nombre</i>	<i>Last</i> <i>Apellido</i>	<i>Suffix</i> <i>Sufijo</i>
<i>First</i> <i>Primer nombre</i>	<i>Middle</i> <i>Segundo nombre</i>	<i>Last</i> <i>Apellido</i>	<i>Suffix</i> <i>Sufijo</i>
<i>First</i> <i>Primer nombre</i>	<i>Middle</i> <i>Segundo nombre</i>	<i>Last</i> <i>Apellido</i>	<i>Suffix</i> <i>Sufijo</i>
<i>First</i> <i>Primer nombre</i>	<i>Middle</i> <i>Segundo nombre</i>	<i>Last</i> <i>Apellido</i>	<i>Suffix</i> <i>Sufijo</i>



<i>First</i> <i>Primer nombre</i>	<i>Middle</i> <i>Segundo nombre</i>	<i>Last</i> <i>Apellido</i>	<i>Suffix</i> <i>Sufijo</i>
--------------------------------------	--	--------------------------------	--------------------------------

**1.4.B.** If I have any children who have **died**, their full names and the full names of their children, if any, are:


Si tengo hijos **fallecidos**, sus nombres completos y los nombres completos de sus hijos, si los tuvieran, son los siguientes:



If you have any children who have died, list their full names and the full names of their children in the boxes below. If you do not have any children who have died, cross out all the boxes below. If you do not fill in a box, cross it out by, for example, writing or typing “XXXX”.


Si usted tiene hijos que hayan fallecido, anote en los espacios a continuación sus nombres completos y los nombres completos de los hijos de estos fallecidos, si los tuvieran. Si no tiene hijos que hayan fallecido, tache todos los espacios a continuación. Si no llena un espacio, táchelo, por ejemplo, escribiendo a mano o en la computadora “XXXX”.

<p><b>Full legal name of my deceased child</b> <b>Nombre legal completo de mi hijo fallecido</b></p>	<p><i>First / Middle / Last / Suffix (Jr., Sr., etc.)</i> <i>Primer nombre / Segundo nombre / Apellido / Sufijo (Jr., Sr., etc.)</i></p>
<p><b>Full legal names of all my grandchildren born to or adopted by this deceased child</b> <b>Nombres legales completos de todos mis nietos nacidos de o adoptados por mi hijo fallecido</b></p>	<p><i>First / Middle / Last / Suffix</i> <i>Primer nombre / Segundo nombre / Apellido / Sufijo</i></p>



<p><b>Full legal name of my deceased child</b>  <b>Nombre legal completo de mi hijo fallecido</b></p>	<p><i>First / Middle / Last / Suffix</i>  <i>Primer nombre / Segundo nombre / Apellido / Sufijo</i></p>
<p><b>Full legal names of all my grandchildren born to or adopted by this deceased child</b>  <b>Nombres legales completos de todos mis nietos nacidos de o adoptados por mi hijo fallecido</b></p>	<p><i>First / Middle / Last / Suffix</i>  <i>Primer nombre / Segundo nombre / Apellido / Sufijo</i></p>

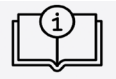
<p><b>Full legal name of my deceased child</b>  <b>Nombre legal completo de mi hijo fallecido</b></p>	<p><i>First / Middle / Last / Suffix</i>  <i>Primer nombre / Segundo nombre / Apellido / Sufijo</i></p>
<p><b>Full legal names of all my grandchildren born to or adopted by this deceased child</b>  <b>Nombres legales completos de todos mis nietos nacidos de o adoptados por mi hijo fallecido</b></p>	<p><i>First / Middle / Last / Suffix</i>  <i>Primer nombre / Segundo nombre / Apellido / Sufijo</i></p>



<p><b>Full legal name of my deceased child</b>  <b>Nombre legal completo de mi hijo fallecido</b></p>	<p><i>First / Middle / Last / Suffix</i>  <i>Primer nombre / Segundo nombre / Apellido / Sufijo</i></p>
<p><b>Full legal names of all my grandchildren born to or adopted by this deceased child</b>  <b>Nombres legales completos de todos mis nietos nacidos de o adoptados por mi hijo fallecido</b></p>	<p><i>First / Middle / Last / Suffix</i>  <i>Primer nombre / Segundo nombre / Apellido / Sufijo</i></p>

## Section 2. Everything I Own, Except Specific Gifts

### Sección 2. Todo lo que Poseo, Excepto Regalos Específicos



Section 2 controls what happens to any property and money that you do not give as a specific gift.

La Sección 2 controla lo que ocurre con sus bienes y dinero que no lega como un regalo específico.

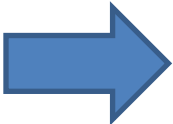
A “specific gift” is a specific piece of property that you specifically give to a specific child, a specific grandchild, or other person (like a parent or sibling). If you want to give a specific gift, you can do that in Section 3 below.

Un “regalo específico” es uno de sus bienes en particular que usted lega específicamente a uno de sus hijos, a uno de sus nietos en especial, o a otra persona (tal como uno de sus padres o hermanos). Si usted desea legar un regalo específico, puede hacerlo en la Sección 3 más abajo.

Do not add, change, or delete any words in Section 2. Section 2 is needed for legal reasons.

No agregue, altere, o borre ninguna palabra dentro de la Sección 2. Esta Sección 2 es necesaria por razones legales.

- 2.1. I give everything I own, except for any specific gifts, to my children.  
Yo lego a mis hijos todo lo que poseo, con excepción de cualquier regalo específico.



**2.2.** Gifts to my children, except for specific gifts, will be divided into shares as follows:

Los regalos a mis hijos, con excepción de aquellos regalos específicos, habrán de dividirse en partes conforme se indica a continuación:

1. One share will be created for each child of mine who survives me, plus  
Se habrá de designar una parte para cada uno de mis hijos que me sobreviva y, además,
2. One share will be created for each child of mine who has not survived me but who has children who survive me.  
Una parte será designada para cada uno de mis hijos que no me haya sobrevivido y que tenga hijos propios que sí me sobrevivan.

**2.3.** Each surviving child will take one share and the share of each deceased child will be divided among that deceased child's children.

Cada hijo que me sobreviva recibirá una parte, y la parte de cada hijo fallecido será dividida entre los hijos propios del fallecido.

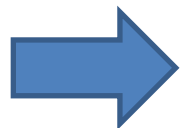


Here are some examples of what this section means:

- If all your children are living and they do not have any children, then each of your children gets an equal amount of your property and money that you do not give as a specific gift.
- If all your children are living and they have their own children, then each of your children gets an equal amount of your property and money that you do not give as a specific gift. Your grandchildren do not get your property and money unless you give them a specific gift.
- If you have one living child and one deceased child who has a living child, then your living child gets a half of your property and money that you did not give as a specific gift. The other half will go to the living child of your deceased child.

A continuación se mencionan varios ejemplos de lo que esta sección representa:

- Si todos sus hijos están vivos y no tienen hijos, cada uno de sus hijos recibirá una parte igual de sus bienes y dinero que usted no haya legado a otros como regalo específico.
- Si todos sus hijos están vivos y tienen hijos propios, entonces cada uno de sus hijos recibirá una parte igual de sus bienes y dinero que no haya legado a otros como regalo específico. Sus nietos no recibirán sus bienes y dinero a menos que usted les deje un regalo específico.
- Si usted tiene un hijo vivo y uno fallecido que tenga un hijo propio vivo, entonces su hijo vivo recibirá la mitad de sus bienes y dinero que no haya legado como regalo específico. La otra mitad la recibirá su nieto, el hijo vivo de su hijo fallecido.



- If you have one living child and one deceased child who has two living children, then your living child gets a half of your property and money that you did not give as a specific gift. The living children of your deceased child each get a quarter of the property and money that you did not give as a specific gift.

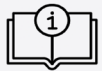
- Si usted tiene un hijo vivo y uno fallecido que tenga dos hijos propios vivos, entonces su hijo vivo recibirá la mitad de sus bienes y dinero que no haya legado como regalo específico. Cada uno de sus nietos, los hijos propios de su hijo fallecido, recibirá una cuarta parte de sus bienes y dinero que usted no haya legado como regalo específico.

If you need more information or need help visit [txcourts.gov/programs-services/legal-aid](https://txcourts.gov/programs-services/legal-aid) or call one of the numbers on page 3 of this Will Form.

Si desea mayor información o necesita ayuda, diríjase al sitio [txcourts.gov/programs-services/legal-aid](https://txcourts.gov/programs-services/legal-aid) o llame a los números telefónicos citados en la página 3 de este Formulario para Testamento.

## Section 3. Specific Gifts

### Sección 3. Regalos Específicos



A “specific gift” is a specific piece of property that you specifically give to a specific child, a specific grandchild, or other person (like a parent or sibling).

Un “regalo específico” es uno de sus bienes en particular que usted lega de manera concreta a uno de sus hijos en especial, a uno de sus nietos en particular, o a otra persona (tal como uno de sus padres o hermanos).

**Section 3 is optional.** You do not have to give a specific gift. You can choose to fill in all, some, or none of the below Subsections (3.1, 3.2, and 3.3). **Section 2 “Everything I Own, Except Specific Gifts” applies to any property that you do not list in Section 3.** In other words, any property that you do not list in Section 3, goes to your children or grandchildren as described in Section 2.

**La Sección 3 es opcional.** Usted no tiene que legar un regalo específico a persona alguna. Puede elegir llenar todas, algunas o ninguna de las Subsecciones a continuación (3.1, 3.2 y 3.3). **La Sección 2 intitulada “Todo lo que Poseo Excepto Regalos Especificos” aplica para cualquiera de sus bienes que no anote en la Sección 3.** En otras palabras, cualquiera de sus bienes que no indique en la Sección 3, los recibirán sus hijos o nietos conforme se describe en la Sección 2.

If you want to skip Section 3, cross out all the boxes in Subsections 3.1, 3.2, and 3.3 by, for example, writing or typing “XXXX”.

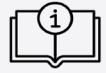
Si desea saltarse la Sección 3, tache todos los espacios en las Subsecciones 3.1, 3.2, y 3.3, por ejemplo, escribiendo a mano o en la computadora “XXXX”.





### 3.1. Giving My Home

#### Mi Casa como Herencia



**You do not have to fill in Subsection 3.1.** Complete Subsection 3.1 **only if** you want to specifically give your interest in your home to one or more specific child, specific grandchild, or other person (like your sibling). **If you do not fill in Subsection 3.1, your interest in your home goes to your children and grandchildren as described in Section 2.**

Subsection 3.1 does not cover your items inside your home. Those are addressed in Subsection 3.2 “Giving My Personal and Household Items.”

If you do not fill in a box, cross it out, for example, by writing or typing “XXXX”.



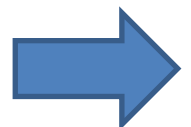
If you have filled out something called a “Transfer on Death Deed” form, check it. **Your new Will does not change the beneficiary of that deed. Whoever you’ve named as a beneficiary of that deed will receive your home (even if your Will names someone different) so you may want to change that deed.**

**Usted no tiene que llenar la Subsección 3.1.** Llene la Subsección 3.1 **solamente si** desea específicamente legar su interés de propiedad en su hogar a uno o a varios de sus hijos en particular, a un nieto determinado, a o alguna otra persona (tal como uno de sus hermanos). **Si usted no llena la Subsección 3.1, su interés de propiedad en su casa será legado a sus hijos y nietos conforme a lo descrito en la Sección 2.**

La Subsección 3.1 no cubre sus pertenencias adentro de su hogar. Se hablará de ellas en la Subsección 3.2, intitulada “Herencia de mis Efectos Personales y del Hogar.”

Si no llena uno de los espacios, táchelo, por ejemplo, escribiendo a mano o en la computadora “XXXX”.


Si usted ha llenado un formulario intitulado “Escritura de traspaso del inmueble de un propietario fallecido,” revíselo. **Su nuevo Testamento no cambia al beneficiario de dicha escritura. La persona que usted designó como el beneficiario de dicha escritura recibirá la casa de usted (aun y cuando usted asigne la casa a otra persona en su Testamento); por ello, usted bien quisiera cambiarlo.**



I give my interest in my home, subject to mortgages and liens, in equal shares to the following person or people who survive me. If none of these people survives me, my interest in my home will pass under Section 2 “Everything I Own, Except for Specific Gifts.”

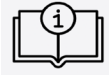
Yo lego mi interés en propiedad de mi casa, sujeto a hipotecas y gravámenes existentes, en partes iguales, a las siguientes personas que me sobrevivan a mi fallecimiento. Si ninguna de estas personas me sobrevive, mi interés en propiedad de mi casa será legado conforme a la Sección 2 intitulada, “Todo lo que Poseo, Excepto Regalos Específicos.”

<i>First</i> <i>Primer nombre</i>	<i>Middle</i> <i>Segundo nombre</i>	<i>Last</i> <i>Apellido</i>	<i>Suffix (Jr., Sr., etc.)</i> <i>Sufijo (Jr., Sr., etc.)</i>
<i>First</i> <i>Primer nombre</i>	<i>Middle</i> <i>Segundo nombre</i>	<i>Last</i> <i>Apellido</i>	<i>Suffix</i> <i>Sufijo</i>
<i>First</i> <i>Primer nombre</i>	<i>Middle</i> <i>Segundo nombre</i>	<i>Last</i> <i>Apellido</i>	<i>Suffix</i> <i>Sufijo</i>
<i>First</i> <i>Primer nombre</i>	<i>Middle</i> <i>Segundo nombre</i>	<i>Last</i> <i>Apellido</i>	<i>Suffix</i> <i>Sufijo</i>
<i>First</i> <i>Primer nombre</i>	<i>Middle</i> <i>Segundo nombre</i>	<i>Last</i> <i>Apellido</i>	<i>Suffix</i> <i>Sufijo</i>
<i>First</i> <i>Primer nombre</i>	<i>Middle</i> <i>Segundo nombre</i>	<i>Last</i> <i>Apellido</i>	<i>Suffix</i> <i>Sufijo</i>
<i>First</i> <i>Primer nombre</i>	<i>Middle</i> <i>Segundo nombre</i>	<i>Last</i> <i>Apellido</i>	<i>Suffix</i> <i>Sufijo</i>
<i>First</i> <i>Primer nombre</i>	<i>Middle</i> <i>Segundo nombre</i>	<i>Last</i> <i>Apellido</i>	<i>Suffix</i> <i>Sufijo</i>



## 3.2. Giving My Personal and Household Items

### Herencia de mis Efectos Personales y del Hogar



“Personal and household items” means all your household goods, furniture, furnishings, tools, garden equipment, china, silver, works of art, jewelry, clothes, and any other similar items.

**You do not have to fill in Subsection 3.2.** Complete Subsection 3.2 if you want to specifically give your interest in **all** your personal and household items to one or more specific child, specific grandchild, or other person (like a parent or sibling).

If you want to give a **specific** personal and household item to a specific person, you should use the next Subsection 3.3 “Giving Specific Items or Property.” **You can use both Subsection 3.2 and Subsection 3.3** if you want to give someone a particular item (Subsection 3.3) but still give the bulk of your personal and household items to another person (Subsection 3.2). **Section 2 will apply to any personal or household items you do not give under Subsection 3.2 or Subsection 3.3.**

If you do not fill in a box, cross it out by, for example, writing or typing “XXXX”.

Another helpful word to know in Subsection 3.2 is “Executor.” “Executor” is the person who is appointed by the court to hand out your property and money once you die. The Executor makes sure your wishes stated in this Will are followed to the best of their ability.

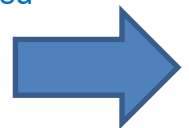
Los “efectos personales y del hogar” significan todos aquellos artículos domésticos, muebles, accesorios, herramientas, equipo de jardinería, vajillas, artículos de plata, obras de arte, joyería, ropas, y cualesquiera otros enseres similares.

**Usted no tiene que llenar la Subsección 3.2.** Llene la Subsección 3.2 si desea específicamente legar su interés de propiedad en **todos** sus efectos personales y del hogar a uno o a varios de sus hijos en particular, a un nieto determinado o alguna otra persona (tal como uno de sus padres o hermanos).

Si usted desea legar un artículo personal y del hogar **específico** a una persona en particular, tendrá que utilizar la Subsección 3.3 a continuación, intitulada “Herencia de Bienes o Artículos Específicos.” **Puede utilizar ambas Subsecciones 3.2 y 3.3** si desea legar un artículo en particular a una persona (Subsección 3.3) mientras que la mayoría de sus efectos personales y del hogar vayan a otra persona (Subsección 3.2). **La Sección 2 aplicará a cualquier artículo personal o del hogar que no legue bajo la Subsección 3.2 o Subsección 3.3.**

Si no llena uno de los espacios, táchelo, por ejemplo, escribiendo a mano o en la computadora “XXXX”.

Otra palabra que es importante que usted entienda en la Subsección 3.2 es “Albacea.” “Albacea” es la persona designada por el tribunal para entregar sus bienes y dinero al fallecimiento de usted. El Albacea se asegura que sus deseos sean cumplidos de la mejor manera posible, conforme usted lo dispuso en su Testamento.





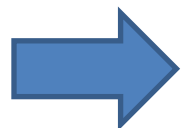
If you have filled out something called a “Beneficiary Designation of a Motor Vehicle” form, check it. **Your new Will does not change the beneficiary of that deed. Whoever you’ve named as a beneficiary of that form will receive your vehicle (even if your Will names someone different) so you may want to change that form.**

Si usted ha llenado un formulario intitulado “Designación de beneficiarios de vehículo,” revíselo. **Su nuevo Testamento no cambia al beneficiario nombrado en dicho formulario. La persona que usted designó como el beneficiario en dicho formulario recibirá su vehículo (aun y cuando usted asigne el vehículo a otra persona en su Testamento); por ello, usted bien quisiera cambiarlo.**

Except for any specific gifts I make in Subsection 3.3 “Giving Specific Items or Property,” I give all of my interest in my personal and household items in equal shares to the following person or people who survive me. If none of these people survives me, my interest in these items will pass under Section 2 “Everything I Own, Except for Specific Gifts.” My interest in these items shall be divided among them as they agree. If they cannot agree, the Executor will decide.

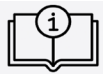
Excepto por aquellos regalos específicos que yo indique en la Subsección 3.3 intitulada “Herencia de Bienes o Artículos Específicos,” yo lego en partes iguales toda mi porción de propiedad en mis efectos personales y del hogar a la siguiente persona o personas que me sobrevivan. Si ninguna de estas personas me sobrevive, entonces mi porción de propiedad en estos artículos será legada bajo lo indicado en la Sección 2 intitulada “Todo lo que Poseo, Excepto Regalos Específicos.” Mi interés de propiedad en estos artículos será dividido entre estas personas conforme lo acuerden. Si no pueden llegar a un acuerdo, el Albacea lo decidirá.

<i>First</i> <i>Primer nombre</i>	<i>Middle</i> <i>Segundo nombre</i>	<i>Last</i> <i>Apellido</i>	<i>Suffix (Jr., Sr., etc.)</i> <i>Sufijo (Jr., Sr., etc.)</i>
<i>First</i> <i>Primer nombre</i>	<i>Middle</i> <i>Segundo nombre</i>	<i>Last</i> <i>Apellido</i>	<i>Suffix</i> <i>Sufijo</i>
<i>First</i> <i>Primer nombre</i>	<i>Middle</i> <i>Segundo nombre</i>	<i>Last</i> <i>Apellido</i>	<i>Suffix</i> <i>Sufijo</i>
<i>First</i> <i>Primer nombre</i>	<i>Middle</i> <i>Segundo nombre</i>	<i>Last</i> <i>Apellido</i>	<i>Suffix</i> <i>Sufijo</i>
<i>First</i> <i>Primer nombre</i>	<i>Middle</i> <i>Segundo nombre</i>	<i>Last</i> <i>Apellido</i>	<i>Suffix</i> <i>Sufijo</i>



<i>First</i> <i>Primer nombre</i>	<i>Middle</i> <i>Segundo nombre</i>	<i>Last</i> <i>Apellido</i>	<i>Suffix</i> <i>Sufijo</i>
<i>First</i> <i>Primer nombre</i>	<i>Middle</i> <i>Segundo nombre</i>	<i>Last</i> <i>Apellido</i>	<i>Suffix</i> <i>Sufijo</i>
<i>First</i> <i>Primer nombre</i>	<i>Middle</i> <i>Segundo nombre</i>	<i>Last</i> <i>Apellido</i>	<i>Suffix</i> <i>Sufijo</i>

### 3.3. Giving Specific Items or Property Herencia de Bienes o Artículos Específicos

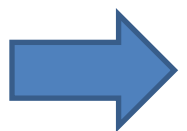


**You do not have to fill in Subsection 3.3.** You can use Subsection 3.3 to specifically give a **specific item or a specific amount of money** to a specific child, specific grandchild, or other person (like a parent or sibling). Examples include a vehicle, a boat, a piece of jewelry, a valuable item, a particular item in your home, real estate other than your home, a bank account, and other items. **Section 2 will apply to any items you do not give under Subsection 3.2 or Subsection 3.3.**

If you do not fill in a box, cross it out by, for example, writing or typing “XXXX”.

**Usted no tiene que llenar esta Subsección 3.3.** Sin embargo, puede utilizar la Subsección 3.3 para legar específicamente un **artículo determinado o una cantidad de dinero en particular** a uno de sus hijos en particular, a uno de sus nietos en especial, o a otra persona (tal como uno de sus padres o hermanos). Se incluyen, como ejemplos, un vehículo, una lancha, una pieza de joyería, un objeto de valor, un artículo especial en su hogar, un bien raíz además de su casa, una cuenta bancaria, y otros enseres. **La Sección 2 aplicará para cualquier otro artículo que usted no haya legado bajo las Subsecciones 3.2 o 3.3.**


Si no llena uno de los espacios, táchelo, por ejemplo, escribiendo a mano o en la computadora “XXXX”.



I give my interest in each item listed below to the person named next to the item if that person survives me.

Lego mi interés de propiedad de cada uno de los artículos mencionados a continuación a la persona cuyo nombre aparece al lado del artículo, si es que esta persona me sobrevive.

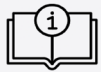
<p align="center"><b>Item(s) to be given:</b> <b>Artículos a ser legados:</b></p>	<p align="center"><b>Full name of person getting item(s):</b> <b>Nombre completo de la persona que los recibe:</b></p>
<p><i>Describe item(s) in detail.</i> <i>Describe los artículos en detalle.</i></p>	<p><i>First / Middle / Last / Suffix (Jr., Sr., etc.)</i> <i>Primer nombre / Segundo nombre / Apellido / Sufijo (Jr., Sr., etc.)</i></p>
<p><i>Describe item(s) in detail.</i> <i>Describe los artículos en detalle.</i></p>	<p><i>First / Middle / Last / Suffix</i> <i>Primer nombre / Segundo nombre / Apellido / Sufijo</i></p>
<p><i>Describe item(s) in detail.</i> <i>Describe los artículos en detalle.</i></p>	<p><i>First / Middle / Last / Suffix</i> <i>Primer nombre / Segundo nombre / Apellido / Sufijo</i></p>
<p><i>Describe item(s) in detail.</i> <i>Describe los artículos en detalle.</i></p>	<p><i>First / Middle / Last / Suffix</i> <i>Primer nombre / Segundo nombre / Apellido / Sufijo</i></p>
<p><i>Describe item(s) in detail.</i> <i>Describe los artículos en detalle.</i></p>	<p><i>First / Middle / Last / Suffix</i> <i>Primer nombre / Segundo nombre / Apellido / Sufijo</i></p>
<p><i>Describe item(s) in detail.</i> <i>Describe los artículos en detalle.</i></p>	<p><i>First / Middle / Last / Suffix</i> <i>Primer nombre / Segundo nombre / Apellido / Sufijo</i></p>



<p><i>Describe item(s) in detail.</i> <i>Describe los artículos en detalle.</i></p>	<p><i>First / Middle / Last / Suffix</i> <i>Primer nombre / Segundo nombre / Apellido / Sufijo</i></p>
<p><i>Describe item(s) in detail.</i> <i>Describe los artículos en detalle.</i></p>	<p><i>First / Middle / Last / Suffix</i> <i>Primer nombre / Segundo nombre / Apellido / Sufijo</i></p>

## Section 4. Independent Executor

### Sección 4: Albacea Independiente



In Section 4, you choose the person you want to be in charge of handing out your property and money after you die. That person is called the “Independent Executor,” and they make sure your wishes in your Will are followed to the best of their ability.

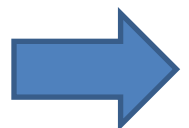
En la Sección 4, usted elige a la persona que desea esté a cargo de hacer entrega de sus bienes y dinero después de su fallecimiento. A esta persona se le conoce como “Albacea Independiente,” quien habrá de asegurarse que sus deseos son cumplidos de la mejor manera posible, conforme usted lo dispuso en su Testamento.

Your Independent Executor must be 18 years old or older. Your Independent Executor **can** be one of your adult children or grandchildren, or someone else. Often, other people making a will name their adult child or grandchild, parent, sibling, or other trusted person as their Independent Executor.

Su Albacea Independiente deberá tener 18 o más años de edad. Su Albacea Independiente **puede** ser un hijo o nieto adulto o alguien más. Lo común en las personas que elaboran su testamento es nombrar a un hijo o nieto adulto, madre o padre, hermano u otra persona de confianza para actuar como Albacea Independiente.

Your choice of Independent Executor must be approved by the court before they can act in that role. After appointment, the court generally does not supervise the Independent Executor.

El Albacea Independiente que usted elija deberá ser aprobado por el tribunal antes que pueda ejercer en esa capacidad. Una vez aprobado, por lo general el tribunal no supervisa a un Albacea Independiente.



If you use this Will Form, you can only have one Independent Executor in charge at a time. But it is best to name a second and third choice in case someone you name cannot serve as Independent Executor.

Some of the Subsections below (4.2, 4.3, and 4.4) have no blanks to fill in. These Subsections are needed for legal reasons. Do not add, change, or delete anything from these Subsections.

If you do not fill in a box, cross it out by, for example, writing or typing "XXXX".

Other helpful words to know in Section 4 are:

- "Beneficiary" means anyone you choose to receive property or money in your Will.
- "Bond" means a deposit used to help make sure the Executor does what the Will asks the Executor to do.
- "Estate" includes all the things you own when you die. Examples are houses, buildings, land, vehicles, money in bank accounts, cash, jewelry, furniture, clothes, and other items in your home.
- "Personal Property" includes, but is not limited to, cash and bank accounts, clothing, household furnishings, vehicles, and jewelry.
- "Real Property" means land and improvements, like a house. It also includes oil, gas, and other mineral rights.

Si usted utiliza este Formulario para Testamento, solamente podrá nombrar a un solo Albacea Independiente que esté a cargo a la vez; sin embargo, es mejor nombrar también a un segundo y un tercero como opciones adicionales, en la eventualidad que uno de los que nombre no pueda ejercer como su Albacea Independiente.

Algunas de las Subsecciones a continuación (4.2, 4.3, y 4.4) no tienen espacios a ser llenados. Estas Subsecciones son necesarias por razones legales. No agregue, cambie, o borre nada en estas Subsecciones.

Si no llena uno de los espacios, táchelo, por ejemplo, escribiendo a mano o en la computadora "XXXX".

Otras palabras que es importante las entienda en la Sección 4 son:

- "Beneficiario" significa cualquier persona que usted ha elegido para legarle bienes o dinero en su Testamento.
- "Garantía testamentaria" significa un depósito monetario para garantizar que el Albacea cumpla con lo dispuesto en el Testamento.
- "Patrimonio" incluye todo lo que usted posea al momento de fallecer. Algunos ejemplos son casas, edificios, terrenos, vehículos, dinero en cuentas bancarias, dinero en efectivo, joyas, muebles, ropas, y otros artículos en su hogar.
- "Bienes muebles" incluye, entre otros, dinero en efectivo y en cuentas bancarias, ropas, mobiliario en el hogar, vehículos, y joyas.
- "Bienes inmuebles" significa un terreno y las mejoras en él, como una casa. También incluye derechos de petróleo, gas, y otros minerales.





- 4.1.** I name the following people in the order listed to be appointed as sole Independent Executor of my Will and estate. If a person does not serve or stops serving for any reason, then I name the next listed person.

Yo nombro a las siguientes personas, en el orden que aparecen a continuación, para ser designadas como Albacea Independiente de mi Testamento y patrimonio sucesorio. Si la persona no ejerce como tal o deja de hacerlo por cualquier razón, nombro entonces a la siguiente persona en la lista.

1. Name of First Choice for Independent Executor:  
Nombre de mi Selección Preferencial como Albacea Independiente:

*First / Middle / Last / Suffix (Jr., Sr., etc.)*  
*Primer nombre / Segundo nombre / Apellido / Sufijo (Jr., Sr., etc.)*

2. Name of Second Choice for Independent Executor:  
Nombre de mi Segunda Selección como Albacea Independiente en Ausencia de la Preferencial:

*First / Middle / Last / Suffix*  
*Primer nombre / Segundo nombre / Apellido / Sufijo*

3. Name of Third Choice for Independent Executor:  
Nombre de mi Tercera Selección como Albacea Independiente en Ausencia de las dos Anteriores:

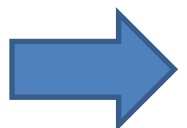
*First / Middle / Last / Suffix*  
*Primer nombre / Segundo nombre / Apellido / Sufijo*

- 4.2.** My Independent Executor is not required to post a bond in any jurisdiction.

A Mi Albacea Independiente no se le requiere depositar una garantía testamentaria ante ninguna competencia judicial.

- 4.3.** Once appointed by the Court, the Independent Executor shall administer and distribute the estate as required by law, including the payment of any debts of the estate. The power to administer the estate includes the power to sell real and personal property. The Independent Executor can act without the consent of my beneficiaries.

Una vez designado por un tribunal, mi Albacea Independiente habrá de administrar y distribuir mi patrimonio sucesorio conforme lo requiere la ley, incluyendo el pago de cualquier adeudo que se cobre a la administración del patrimonio. La facultad de administrar mi patrimonio sucesorio incluye la atribución de vender bienes muebles y bienes inmuebles. Mi Albacea Independiente podrá ejercer sus funciones sin el consentimiento de mis beneficiarios.

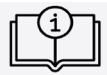


- 4.4. No action shall be had in the Court in relation to the settlement of my estate other than the probating and recording of this Will, notice to beneficiaries as required by the Texas Estates Code, and the return of any required inventory, appraisalment, and list of claims owed to or by my estate.

Las únicas acciones procesales que se llevarán a cabo ante el tribunal en relación a la liquidación de mi patrimonio serán: la validación y ratificación en actas del presente Testamento, la notificación a beneficiarios exigida bajo el Código Sucesorio de Texas y la presentación ante tribunales de cualquier inventario, avalúo y lista de pagos pendientes a favor del patrimonio o adeudados por el patrimonio.

## Section 5. Custodian for People Under Age 21 Who Receive Gifts Under This Will

### Sección 5. Custodio para Menores a los 21 Años que Reciban Regalos bajo este Testamento



Section 5 controls who manages any money or property you give to a person who is under 21 years old. The manager is the “Custodian.”

Do not add, change, or delete any words in Section 5. Section 5 is needed for legal reasons.

Other helpful words to know in Section 5:

- “Beneficiary” means anyone you choose to receive property or money in your Will.
- “Executor” is the person who is appointed by the court to be in charge of handing out your property and money once you die. The executor makes sure your wishes stated in this Will are followed to the best of their ability.

La Sección 5 controla quién habrá de administrar los bienes o el dinero que usted legue a una persona menor a los 21 años de edad. El “Custodio” es el administrador.

No agregue, altere, o borre ninguna palabra dentro de la Sección 5. La Sección 5 es necesaria por razones legales.

Otras palabras que es importante las entienda en la Sección 5 son:

- “Beneficiario” significa cualquier persona que usted ha elegido para legarle bienes o dinero en su Testamento.
- “Albacea” es la persona designada por el tribunal para hacerse cargo de la entrega de sus bienes y dinero al fallecimiento de usted. El Albacea se asegura que sus deseos sean cumplidos de la mejor manera posible, conforme usted lo dispuso en su Testamento.

- 5.1. Any gift to a person under 21 may instead be delivered to a Custodian for that person under the Uniform Transfers to Minors Act of Texas or any other state.

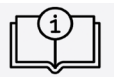
Cualquier regalo que se legue a una persona menor a los 21 años podrá ser entregado al Custodio de esta persona, conforme lo dicta la *Ley de Transferencia Uniforme de Bienes a Menores de Edad en Texas*, o en cualquier otro estado.



- 5.2. My Executor may name a Custodian for any beneficiary under age 21.  
Mi Albacea podrá nombrar a un Custodio para cualquier beneficiario menor a los 21 años de edad.
- 5.3. My Executor may consider appointing a beneficiary's surviving parent as Custodian but is not required to do so.  
Mi Albacea podrá considerar el nombrar como Custodio a uno de los padres del beneficiario que me sobreviva, pero no se le exige que lo haga.
- 5.4. My Executor may name different Custodians for different beneficiaries.  
Mi Albacea podrá nombrar a diferentes Custodios para diferentes beneficiarios.
- 5.5. My Executor may also serve as Custodian.  
Mi Albacea también podrá desempeñar la función de Custodio.

## Section 6. Guardian of the Person of a Minor Child or Incapacitated Adult Child

## Sección 6. Tutor de la Persona de un Menor de Edad o Adulto Incapacitado



When you die, if you have a child who is under 18 years old or an adult child who is incapacitated, the court must appoint someone to take care of them. That person is known as the “Guardian of the Person.”

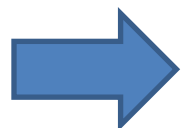
Complete Section 6 if you would like to suggest a Guardian of the Person for your children. If you use this Will Form, you can only have one Guardian of the Person at a time. It is best to name a second and third choice in case someone you name cannot serve as the Guardian of the Person.

If you do not fill in a box, cross it out by, for example, writing or typing “XXXX”.

Si cuando usted fallezca tiene un hijo menor a los 18 años de edad o un hijo adulto incapacitado, el tribunal deberá designar a una persona que cuide de ellos. A esta persona se le conoce como “Tutor de la Persona.”

Llene la Sección 6 si usted desea sugerir a un tutor de la persona para sus hijos. Si utiliza este Formulario para Testamento, solamente podrá nombrar a un solo Tutor de la Persona que esté a cargo a la vez; sin embargo, es mucho mejor nombrar también a un segundo y un tercero como opciones adicionales en la eventualidad que uno de los que nombre no pueda ejercer como Tutor de la Persona.

Si no llena uno de los espacios, táchelo, por ejemplo, escribiendo a mano o en la computadora “XXXX”.



I name the following people in the order listed to be appointed as Guardian of the Person of any child who needs a Guardian. If a person does not serve or stops serving for any reason, then I name the next listed person.

Yo sugiero a las siguientes personas, en el orden que aparecen a continuación, para ser designadas como Tutor de la Persona de cualquier menor de edad que lo necesite. Si la persona no ejerce como tal o deja de hacerlo por cualquier razón, sugiero se designe entonces a la siguiente persona en la lista.

1. Name of First Choice for Guardian of the Person:  
Nombre de mi Selección Preferencial como Tutor de la Persona:

*First / Middle / Last / Suffix (Jr., Sr., etc.)*  
*Primer nombre / Segundo nombre / Apellido / Sufijo (Jr., Sr., etc.)*

2. Name of Second Choice for Guardian of the Person:  
Nombre de mi Segunda Selección como Tutor de la Persona en Ausencia de la Preferencial:

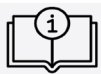
*First / Middle / Last / Suffix*  
*Primer nombre / Segundo nombre / Apellido / Sufijo*

3. Name of Third Choice for Guardian of the Person:  
Nombre de mi Tercera Selección como Tutor de la Persona en Ausencia de las dos Anteriores:

*First / Middle / Last / Suffix*  
*Primer nombre / Segundo nombre / Apellido / Sufijo*

## Section 7. Texas Law Applies and Survivorship

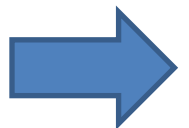
### Sección 7. El Derecho Sucesorio de Texas Rige y la Supervivencia



Do not add, change, or delete any words in Section 7. Section 7 is needed for legal reasons.

No agregue, altere o borre ninguna palabra dentro de la Sección 7. Esta sección es necesaria por razones legales.

- 7.1. Texas law shall apply to all matters related to this Will.  
El derecho sucesorio de Texas regirá en todo asunto relacionado con este Testamento.
- 7.2. No person shall be considered to have survived me unless that person is living 30 days after my death.  
A ninguna persona se le habrá de considerar como sobreviviente a mi fallecimiento, a menos que esta persona se encuentre viva 30 días después de mi fallecimiento.



## Section 8. Execution, Attestation, and Self-Proof of Will

### Sección 8. Celebración, Atestiguación y Autenticación del Testamento



Once you have filled out your Will, you will need to get two Witnesses and a Notary together with you for a signing ceremony. **At the signing ceremony, give the Notary the “Notary Public Instructions” on page 29 of this Will Form.** At the signing ceremony, you, the two Witnesses, and the Notary will watch each other sign your Will. **Do not sign until you, the two Witnesses, and the Notary are all in the same room.** No one should leave the room until everyone has signed. Sign in blue ink if possible.

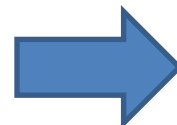
Una vez que haya terminado su Testamento, necesitará reunir a dos Testigos y un Notario para la ceremonia de firmas. **Durante la ceremonia de firmas, entregue al Notario las “Instrucciones para el Notario” que encontrará en la página 29 de este Formulario para Testamento.** En la ceremonia de firmas usted, los dos Testigos y el Notario presenciarán el momento en que cada uno firme el Testamento. **Nadie deberá firmar hasta que usted, los dos Testigos y el Notario se encuentren juntos en la misma sala.** Y nadie habrá de salir de la sala hasta que todos y cada uno haya firmado. De preferencia, firmen con pluma de tinta azul.

Helpful terms to know in Section 8 are:

- “Execute” means sign.
- “Notary” is a person authorized by Texas to swear that the people signing your Will are who they say they are. A Notary will sign and put a seal on your Will.
- “Testator” means you.
- “Witnesses” means the two people who watch you sign your Will. They will sign their names to your Will when you all are in the same room with a notary. **They should not be people who are receiving gifts in your Will.**

Las palabras que es importante las entienda en la Sección 8 son:

- “Celebrar” significa firmar.
- “Notario” es una persona autorizada por el estado de Texas para prestar juramento que los firmantes en el Testamento son las personas quienes dicen ser. Un Notario habrá de dar fe con su firma y sello oficial de las firmas hechas ante él.
- “Testador” es usted.
- “Testigos” son las personas que lo vieron firmar su Testamento. Ellos habrán de firmar su Testamento cuando todos estén reunidos en la misma sala con un notario. **Ellos no podrán ser parte de las personas que recibirán algún regalo o herencia en su Testamento.**



- 8.1.** Before me, the undersigned authority, on this day personally appeared the following:  
Ante mí, la autoridad que suscribe, el día de hoy comparecieron personalmente las siguientes personas:



Print or type names here. Do not sign here.

Escriba a máquina o a mano con letra de molde los nombres en este espacio. No firme aquí.

\_\_\_\_\_  
Testator (*First, Middle, Last, Suffix (Jr., Sr., etc.)*)

El Testador (*Primer nombre, Segundo nombre, Apellido, Sufijo (Jr., Sr., etc.)*)

\_\_\_\_\_  
First Witness (*First, Middle, Last, Suffix (Jr., Sr., etc.)*)

El Primer Testigo (*Primer nombre, Segundo nombre, Apellido, Sufijo (Jr., Sr., etc.)*)


\_\_\_\_\_  
Second Witness (*First, Middle, Last, Suffix (Jr., Sr., etc.)*)

El Segundo Testigo (*Primer nombre, Segundo nombre, Apellido, Sufijo (Jr., Sr., etc.)*)

- 8.2.** I, as the Testator, after being duly sworn, declare to the undersigned witnesses and to the undersigned authority:

Yo, el Testador, después de haber sido debidamente juramentado, declaro ante los Testigos firmantes y ante la autoridad que suscribe lo siguiente:

- a. This instrument is my Will.  
Este documento legal es mi Testamento.
- b. I willingly make and execute this Will as my free act and deed.  
Yo redacto y celebro este Testamento como un acto realizado de mi propia y libre voluntad.
- c. I execute this Will in the presence of the undersigned witnesses, all of whom are present at the same time.  
Yo celebro este Testamento en la presencia de los Testigos abajo firmantes, estando todos ellos presentes al mismo tiempo.
- d. I request each of the undersigned witnesses to sign this Will in my presence and in the presence of each other.  
Yo solicito a cada uno de los Testigos abajo firmantes que coloquen su firma en este Testamento, en mi presencia, y en la presencia de cada uno de ellos.



- e. I now sign this Will in the presence of the attesting witnesses and the undersigned authority on:

Ahora yo firmo este Testamento en la presencia de los Testigos abajo firmantes y de la autoridad que lo suscribe el día:

\_\_\_\_\_/\_\_\_\_\_/\_\_\_\_\_.  
*Month / Day / Year*  
*Mes / Día / Año*

---


***Testator: Sign your name here.***

***Testador: Coloque su firma aquí.***

- 8.3. The undersigned witnesses, after being duly sworn, declare to the Testator and to the undersigned authority:

Los Testigos abajo firmantes, después de haber sido debidamente juramentados, declaran ante el Testador y la autoridad que suscribe lo siguiente:

- a. The Testator declared to us that this instrument is the Testator's Will.  
El Testador declaró ante nosotros que este documento es su Testamento.
- b. The Testator requested us to act as witnesses to the Testator's Will and signature.  
El Testador nos solicitó que actuemos como Testigos de su Testamento y su firma.
- c. The Testator then signed this Will in our presence, all of us being present at the same time.  
A continuación, el Testador procedió a firmar su Testamento en nuestra presencia, estando todos nosotros presentes al mismo tiempo.
- d. The Testator is 18 years of age or over (or being under such age, is or has been lawfully married, or is a member of the armed forces of the United States or of an auxiliary of the armed forces of the United States or of the United States Maritime Service).  
El Testador es de 18 años de edad o mayor (o siendo menor está o ha sido casado legalmente, o es miembro de las fuerzas armadas, fuerzas auxiliares o del Servicio Marítimo de los Estados Unidos de América).
- e. We believe the Testator to be of sound mind.  
Creemos que el Testador tiene pleno uso de sus facultades mentales.
- f. We are each at least 14 years of age.  
Cada uno de nosotros tiene 14 años de edad por lo menos.



- g. We now sign our names as attesting witnesses in the presence of the Testator, each other, and the undersigned authority on:  
Ahora firmamos como Testigos fedatarios, ante la presencia del Testador, de cada uno de nosotros y de la autoridad que suscribe, el día:

\_\_\_\_\_/\_\_\_\_\_/\_\_\_\_\_.  
Month / Day / Year  
Mes / Día / Año

\_\_\_\_\_  
**First Witness signs here.**  
**Primer Testigo firma aquí.**


\_\_\_\_\_  
**Second Witness signs here.**  
**Segundo Testigo firma aquí.**

- 8.4. Subscribed and sworn to before me by the Testator and the Witnesses on:  
Suscrito y juramentado ante mí por el Testador y los Testigos el día:

\_\_\_\_\_/\_\_\_\_\_/\_\_\_\_\_.  
Month / Day / Year  
Mes / Día / Año

\_\_\_\_\_  
**Notary Public, State of Texas**  
**Notario, Estado de Texas**

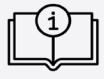
End of Will  
Fin del Testamento





# Next Steps

## Al Finalizar el Testamento



Now that you are done completing and signing your Will, you should:

- Staple your Will and **do not** unstaple it.
- Make as many copies of your Will as you want after stapling the original. **Do not** take out the staples to copy.
- Keep your original signed Will in a safe place.
- Tell the person you have chosen to be your Independent Executor that you have a Will and where the original Will is located.

Whether you tell anyone receiving gifts in your Will is up to you.

When you die, your original Will must be probated to have any effect. “Probate” means to establish that your Will is valid in court. There is a 4-year deadline from the date of your death to probate the Will.



**Go check your retirement accounts, bank accounts, and insurance plans to see if you have named someone (called a “beneficiary”) to receive the benefits of those accounts or insurance plans when you die.**


Ahora que se ha firmado y finalizado su Testamento, deberá hacer lo siguiente:

- Engrape su Testamento y **no vuelva** a desengraparlo.
- Haga todas las copias que quiera de su Testamento después de haber engrapado el original. **No desengrape** el original para hacer las copias.
- Mantenga el original de su Testamento ya firmado en un lugar seguro.
- Informe a la persona que eligió como Albacea Independiente que usted ya tiene un Testamento y el lugar en donde ha guardado el original.

Usted decidirá si les informa o no a aquellas personas que les legó alguna herencia o regalo en su Testamento.

Cuando usted fallezca, el original de su Testamento deberá ser validado judicialmente para que tenga efecto. Una “validación testamentaria” significa el validar su Testamento ante un tribunal. Hay un plazo de cuatro años a partir de la fecha de su fallecimiento para validar judicialmente su Testamento.

**Revise si en sus cuentas de jubilación, cuentas bancarias, pólizas de seguros y demás, usted ha nombrado a alguna persona (conocida como “beneficiario”) para recibir los beneficios de estas cuentas o pólizas de seguro a su fallecimiento.**



If you have filled out something called a “Transfer on Death Deed” or a “Beneficiary Designation of a Motor Vehicle” form, check them too. **Your new Will does not change the beneficiary of those accounts, insurance plans, deeds, or forms.** Anyone you’ve named as a beneficiary of those accounts, insurance plans, deeds, or forms will receive their benefits, even if your Will names someone different.



If your situation changes (for example, you get married or your child dies), you may need to make a new Will. **If you make any changes to your Will after you sign it, those changes are not valid. If you want to change anything, rip your Will up and start over with a new one.**


Si usted ha llenado algún formulario intitulado ya sea “Escritura de traspaso del inmueble de un propietario fallecido” o “Designación de beneficiarios de vehículo,” revíselos también. **Su nuevo Testamento no cambia al beneficiario de estas cuentas, pólizas de seguros, escrituras, o formularios.** Aquellos que haya nombrado como beneficiario de estas cuentas bancarias, pólizas de seguros, escrituras, o formularios recibirán esos beneficios, aun y cuando en su Testamento usted nombre a alguien diferente.

Si su situación cambia (por ejemplo, usted se casa o uno de sus hijos herederos fallece), necesitará elaborar un nuevo Testamento. **Si usted hace algún cambio en su Testamento después de firmado, esos cambios no son válidos. Por ello, si quiere cambiar algo, rompa su Testamento e inicie la elaboración de uno nuevo.**

# Notary Public Instructions

## Instrucciones para el Notario

1. Make sure that the Testator and witnesses are present at the same time.  
Asegúrese que todos, el Testador y los testigos, estén presentes al mismo tiempo.
2. No person receiving property in this Will should act as a witness or notary.  
Ninguna persona que vaya a recibir bienes en este Testamento deberá actuar como testigo o notario.
3. Verify the identity of the Testator and the witnesses (personal knowledge, driver's license, etc.).  
Verifique la identidad del Testador y de los testigos (por conocimiento personal, licencia de conducir, etc.).
4. Administer an oath to everyone present to truthfully answer all of the questions you will be asking.  
Tome juramento a todos los presentes que habrán de responder con la verdad a todas las preguntas que usted les haga.
5. Ask the Testator the following:  
Pregunte al Testador lo siguiente:
  - a. Is your testimony that you are declaring to the witnesses and to me, the Notary, that this instrument is your Will?  
¿Declara usted ante los testigos y ante mí, el Notario, que este documento es su Testamento?
  - b. Are you saying that the Will is willingly made by you and that it is being executed in the presence of these witnesses, and me as the Notary, all of whom are present at the same time?  
¿Declara usted que este Testamento fue elaborado por usted voluntariamente y que lo celebra en la presencia de estos testigos y de mí, el Notario, quienes nos encontramos todos juntos presentes al mismo tiempo?
  - c. Is this your free act and deed?  
¿Usted lleva a cabo este acto por su libre voluntad?
  - d. Are you requesting that each witness sign this Will in your presence and in the presence of each other?  
¿Usted está solicitando a cada uno de los testigos que firme este Testamento en presencia suya y en presencia de cada uno de ellos?



6. If the Testator answers yes to all the questions above, have the Testator sign the Will.  
Si el Testador ha respondido con un “sí” a todas las preguntas anteriores, pídale ahora que firme el Testamento.
7. While the Testator is signing the Will, ask the witnesses the following:  
Mientras el Testador firma el Testamento, pregunte a los testigos lo siguiente:
- a. Are each of you over the age of fourteen years?  
¿Cada uno de ustedes es mayor a los 14 años?
  - b. Did you hear the Testator declare to each of you, and to me as the Notary, that this instrument is the Testator’s Will?  
¿Escucharon al Testador declarar ante cada uno de ustedes y ante mí, el Notario, que este documento jurídico es su Testamento?
  - c. Did you hear the Testator request that each of you act as witnesses to the Testator’s Will and signature?  
¿Escucharon al Testador solicitarle a cada uno de ustedes que participe como testigo de su Testamento y firma?
  - d. Did you see the Testator sign the Will in your presence with both of you being present at the same time?  
¿Vieron al Testador firmar el Testamento en su presencia y estando ustedes dos, los testigos, juntos al mismo tiempo?
  - e. Is the Testator eighteen years old or over? (Note: If the Testator is under eighteen, ask if it appears that the Testator is lawfully married, or is a member of the armed forces of the United States or of its auxiliaries, or a member of the Maritime Service.)  
¿El Testador es de 18 años de edad o mayor? (Nota: Si el Testador es menor a los 18 años, pregunte a los Testigos si les parece que el testador está legalmente casado, o es miembro de las fuerzas armadas, fuerzas auxiliares, o del Servicio Marítimo de los Estados Unidos de América.)
  - f. Do you believe that the Testator is of sound mind?  
¿Ustedes creen que el Testador tiene pleno uso de sus facultades mentales?
  - g. Are you signing your names as attesting witnesses in the presence of the Testator, each other, and me as notary?  
¿Están ustedes firmando como testigos fedatarios en la presencia del Testador, de cada uno de ustedes, y de mí, el notario?
8. If the witnesses answer yes to all the questions above, have the witnesses sign the Will.  
Si los testigos han respondido con un “sí” a todas las preguntas anteriores, pídeles ahora que firmen el Testamento.
9. Then write the date, sign your signature, and place your seal.  
Por último, escriba la fecha en el Testamento, fírmelo, y coloque su sello oficial.



# Will Form For a Married Person Who Has Children

## Formulario para Testamento Para una Persona Casada con Hijos



### Use this Will Form if:

- You are currently married;
- Your spouse is alive;
- You have children or grandchildren; **and**
- You want to give your property and money to your spouse, your children, or your grandchildren when you die.

### Do **not** use this Will Form if:

- You are currently single, widowed, or divorced;
- You do not have children or grandchildren; **or**
- You do **not** want to give your property and money to your spouse, children, or grandchildren when you die.

### Llene este Formulario para Testamento si:


- Usted está actualmente casado;
- Su cónyuge está con vida;
- Usted tiene hijos o nietos; **y**
- Usted desea legar sus bienes y dinero a su cónyuge, hijos, o nietos cuando fallezca.

### **No** llene este Formulario para Testamento si:

- Usted está actualmente soltero, viudo, o divorciado;
- Usted no tiene hijos o nietos; **o**
- Usted **no** desea legar sus bienes y dinero a su cónyuge, hijos, o nietos cuando fallezca.

Go to next page.

Pase a la siguiente página.





Learn more about wills and get more information about filling out this Will Form at [texaslawhelp.org/money-debt/wills-estate-planning](https://texaslawhelp.org/money-debt/wills-estate-planning) or by scanning this QR code with your camera phone:




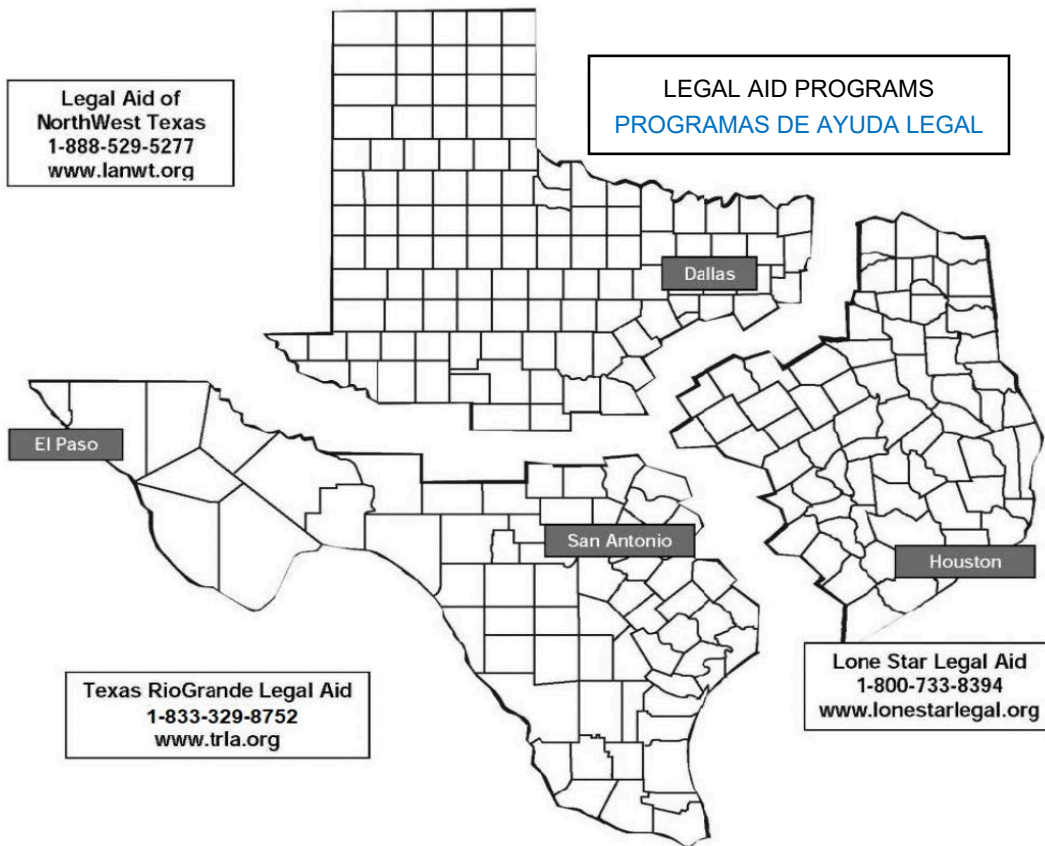
Obtenga mayor información sobre testamentos y cómo llenar este Formulario para Testamento visitando este sitio [texaslawhelp.org/money-debt/wills-estate-planning](https://texaslawhelp.org/money-debt/wills-estate-planning) o escaneando este código QR con la cámara de su celular:



You can fill out this Will Form yourself, but you are encouraged to get a lawyer to help you fill out this Will Form or to review your completed Will Form. Wills are complicated. **This Will Form is not a substitute for legal advice. For information on free and low-cost legal services**, visit [txcourts.gov/programs-services/legal-aid](https://txcourts.gov/programs-services/legal-aid) or call the Legal Aid office that serves your area. Their contact information is shown in the map below. You can also call the State Bar of Texas Lawyer Referral Service at 1-800-252-9690.

Usted mismo puede llenar este Formulario para Testamento, pero se le recomienda conseguir la asesoría de un abogado en derecho para llenar este Formulario para Testamento o revisar el que usted ha llenado. Los testamentos son complicados. **Este Formulario para Testamento no sustituye el consejo legal de un abogado. Para obtener información sobre cómo recibir servicios legales gratuitos o a un bajo costo**, visite el sitio [txcourts.gov/programs-services/legal-aid](https://txcourts.gov/programs-services/legal-aid) o llame a las oficinas de la entidad de asistencia legal que ofrece servicios en su área. Encontrará la información para comunicarse con ellos en el mapa a continuación. También puede llamar al Servicio de Referencia para Asesoría Legal en el Colegio de Abogados de Texas, al teléfono gratuito 1-800-252-9690.






**If you want to give your property or money to someone who gets government benefits, like SSI, Medicaid, or food stamps (SNAP), it could affect their benefits. It might make them ineligible for benefits. You are encouraged to get advice from a lawyer before using this Will Form.**

**Si usted desea legar sus bienes o dinero a una persona que reciba beneficios de asistencia del gobierno, tales como Seguridad de Ingreso Suplementario (SSI), Medicaid, o beneficios de alimentos (SNAP), el hacerlo pudiera afectar los beneficios que la persona reciba. También pudiera causar que esta persona no califique más para recibir estos beneficios. Se le recomienda que consiga asesoría de un abogado en derecho antes de llenar este Formulario para Testamento.**



**If you make a mistake while filling in the Will Form, rip it up, and start over with a new one.**

**Si comete un error al llenar este Formulario para Testamento, rómpalo y empiece de nuevo.**

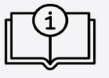


# Will

## Testamento

### Section 1. Identification

### Sección 1. Identificación



Fill in the blanks below on the computer or by hand. Type or clearly write full names (first name, middle name or initial, and last name). If possible, list names as they appear on legal documents like a driver's license, state ID, birth certificate, or other official document.

Llene los espacios en blanco a continuación, en la computadora o a mano. Escriba a máquina o a mano claramente el nombre completo de la persona (primer nombre, segundo nombre o inicial, y apellido). Si es posible, escriba los nombres conforme aparecen en documentos legales tales como una licencia de conducir, identificación estatal personal, acta de nacimiento, u otro documento oficial.

Filling in the blanks on the computer is best because it will help prevent others from changing your Will. If you are filling out this Will Form with a pen, use the same pen to fill in the full Will Form.

El llenar los espacios en blanco en la computadora es mucho mejor, ya que esto ayudará a evitar que otros hagan cambios en su Testamento. Si usted está llenando este Formulario para Testamento con pluma, utilice la misma pluma en todo el Formulario completo.

1.1. My full name is:

Mi nombre completo es: \_\_\_\_\_

<i>First</i>	<i>Middle</i>	<i>Last</i>	<i>Suffix (Jr., Sr., etc.)</i>
<i>Primer nombre</i>	<i>Segundo nombre</i>	<i>Apellido</i>	<i>Sufijo (Jr., Sr., etc.)</i>

I am sometimes also known as:

También soy conocido como: \_\_\_\_\_




If you do not fill in this blank, cross it out by, for example, writing or typing "XXXX".

Si usted no llena esta línea, táchela, por ejemplo, escribiendo a mano o en la computadora "XXXX".

1.2. This is my Will. I revoke and cancel any wills I made before this one.

Este es mi Testamento. Yo revoco y cancelo cualquier otro testamento o testamentos que haya elaborado antes de este.





- 1.3. I am married to the following person, who is now living:  
 Yo estoy casado con la siguiente persona, quien se encuentra con vida:

<i>First</i> <i>Primer nombre</i>	<i>Middle</i> <i>Segundo nombre</i>	<i>Last</i> <i>Apellido</i>	<i>Suffix (Jr., Sr., etc.)</i> <i>Sufijo (Jr., Sr., etc.)</i>
--------------------------------------	--	--------------------------------	--

This person will be referred to as “my spouse” in this Will.  
 En este Testamento se hace referencia a esta persona como “mi cónyuge.”

- 1.4. The full names of my children are listed in the two charts below. The term “my children” means the people named below as my children (living and deceased) and includes any children born to or adopted by me after this Will is made.

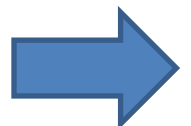
Los nombres completos de mis hijos están anotados en las dos listas a continuación. El término “mis hijos” representa a las personas mencionadas en dichas listas de mis hijos (vivos y fallecidos), incluyendo a cualesquiera otros hijos que me hayan nacido o que hayan sido adoptados por mí después de preparar este Testamento.

- 1.4.A. The full names of my **living** children are:  
 Los nombres completos de mis hijos **vivos** son:



If you do not fill in a box, cross it out by, for example, writing or typing “XXXX”.  
 Si usted no llena un espacio, táchelo, por ejemplo, escribiendo a mano o en la computadora “XXXX”.

<i>First</i> <i>Primer nombre</i>	<i>Middle</i> <i>Segundo nombre</i>	<i>Last</i> <i>Apellido</i>	<i>Suffix (Jr., Sr., etc.)</i> <i>Sufijo (Jr., Sr., etc.)</i>



<i>First</i> <i>Primer nombre</i>	<i>Middle</i> <i>Segundo nombre</i>	<i>Last</i> <i>Apellido</i>	<i>Suffix (Jr., Sr., etc.)</i> <i>Sufijo</i>
<i>First</i> <i>Primer nombre</i>	<i>Middle</i> <i>Segundo nombre</i>	<i>Last</i> <i>Apellido</i>	<i>Suffix</i> <i>Sufijo</i>
<i>First</i> <i>Primer nombre</i>	<i>Middle</i> <i>Segundo nombre</i>	<i>Last</i> <i>Apellido</i>	<i>Suffix</i> <i>Sufijo</i>

**1.4.B.** If I have any children who have **died**, their full names and the full names of their children, if any, are:


Si tengo hijos **fallecidos**, sus nombres completos y los nombres completos de sus hijos, si los tuvieran, son los siguientes:



If you have any children who have died, list their full names and the full names of their children in the boxes below. If you do not have any children who have died, cross out all the boxes below. If you do not fill in a box, cross it out by, for example, writing or typing “XXXX”.


Si usted tiene hijos que hayan fallecido, anote en los espacios a continuación sus nombres completos y los nombres completos de los hijos de estos fallecidos, si los tuvieran. Si no tiene hijos que hayan fallecido, tache todos los espacios a continuación. Si no llena un espacio, táchelo, por ejemplo, escribiendo a mano o en la computadora “XXXX”.

<b>Full legal name of my deceased child</b> <b>Nombre legal completo de mi hijo fallecido</b>	<i>First / Middle / Last / Suffix (Jr., Sr., etc.)</i> <i>Primer nombre / Segundo nombre / Apellido / Sufijo (Jr., Sr., etc.)</i>
<b>Full legal names of all my grandchildren born to or adopted by this deceased child</b> <b>Nombres legales completos de todos mis nietos nacidos de o adoptados por mi hijo fallecido</b>	<i>First / Middle / Last / Suffix</i> <i>Primer nombre / Segundo nombre / Apellido / Sufijo</i>



<p><b>Full legal name of my deceased child</b>  <b>Nombre legal completo de mi hijo fallecido</b></p>	<p><i>First / Middle / Last / Suffix</i>  <i>Primer nombre / Segundo nombre / Apellido / Sufijo</i></p>
<p><b>Full legal names of all my grandchildren born to or adopted by this deceased child</b>  <b>Nombres legales completos de todos mis nietos nacidos de o adoptados por mi hijo fallecido</b></p>	<p><i>First / Middle / Last / Suffix</i>  <i>Primer nombre / Segundo nombre / Apellido / Sufijo</i></p>

<p><b>Full legal name of my deceased child</b>  <b>Nombre legal completo de mi hijo fallecido</b></p>	<p><i>First / Middle / Last / Suffix</i>  <i>Primer nombre / Segundo nombre / Apellido / Sufijo</i></p>
<p><b>Full legal names of all my grandchildren born to or adopted by this deceased child</b>  <b>Nombres legales completos de todos mis nietos nacidos de o adoptados por mi hijo fallecido</b></p>	<p><i>First / Middle / Last / Suffix</i>  <i>Primer nombre / Segundo nombre / Apellido / Sufijo</i></p>



<p><b>Full legal name of my deceased child</b>  <b>Nombre legal completo de mi hijo fallecido</b></p>	<p><i>First / Middle / Last / Suffix</i>  <i>Primer nombre / Segundo nombre / Apellido / Sufijo</i></p>
<p><b>Full legal names of all my grandchildren born to or adopted by this deceased child</b>  <b>Nombres legales completos de todos mis nietos nacidos de o adoptados por mi hijo fallecido</b></p>	<p><i>First / Middle / Last / Suffix</i>  <i>Primer nombre / Segundo nombre / Apellido / Sufijo</i></p>

## Section 2. Everything I Own, Except Specific Gifts

### Sección 2. Todo lo que Poseo, Excepto Regalos Específicos



Section 2 controls what happens to any property and money that you do not give as a specific gift.

La Sección 2 controla lo que ocurre con sus bienes y dinero que no lega como un regalo específico.

A “specific gift” is a specific piece of property that you specifically give to a specific person like your spouse, a specific child, a specific grandchild, or other person (like a parent or sibling). If you want to give a specific gift, you can do that in Section 3 below.

Un “regalo específico” es uno de sus bienes en particular que usted lega específicamente a una persona en especial, tal como a su cónyuge, uno de sus hijos en especial, uno de sus nietos en particular, o alguna otra persona (tal como uno de sus padres o hermanos). Si usted desea legar un regalo específico, puede hacerlo en la Sección 3 más abajo.

In Subsection 2.2, pick **only one** choice by signing it.

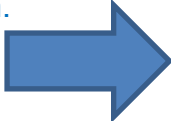
En la Subsección 2.2, elija tan solo **una selección** y coloque su firma en ella.

Other helpful words to know in Section 2:

Otras palabras que es importante las entienda en la Sección 2 son:

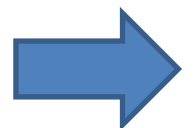
- “Community property” means all property (like your house, jewelry, furniture, etc.) and money acquired by you and your spouse during your marriage, except for separate property, which is defined below.


- “Bienes mancomunados” significa los bienes (como su casa, joyería, muebles, etc.) y el dinero, adquiridos por usted y su cónyuge durante su matrimonio, excepto por aquellos bienes separados que se definen a continuación.



- “Separate property” means property and money you owned before your marriage or received during your marriage by gift or inheritance. It also includes any damages you’ve been awarded during marriage from a personal injury lawsuit, except for damages representing loss of earning capacity.
- “Testator” means you.
- “Bienes separados” significa los bienes y el dinero que usted poseía antes de contraer matrimonio o que usted recibió durante su matrimonio como un regalo personal o herencia. También incluye todo dinero que usted haya recibido durante su matrimonio como indemnización por daños y perjuicios, resultante de una demanda legal entablada por lesiones personales causadas por un tercero. Queda excluido el dinero recibido como indemnización por daños y perjuicios resultantes de la pérdida de capacidad laboral.
- “Testador” es usted.

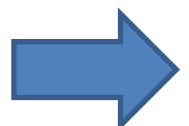
**2.1.** In this Will, I intend to give away my separate property and only my half of community property.  
Es mi intención, a través de este Testamento, regalar o heredar mis bienes separados y la mitad de los bienes mancomunados que me corresponda.



2.2.  Pick **only one** choice by signing it. Cross out the other choice by, for example, writing or typing “XXXX”.

Elija tan **solo una** selección y coloque su firma en ella. Tache la otra selección, por ejemplo, escribiendo a mano o en la computadora “XXXX”.

<p><b>Choice #1</b> All to surviving spouse, except for any specific gifts.</p> <p><b>Selección #1</b> Lego todo a mi cónyuge que me sobrevive, excepto por aquellos regalos específicos.</p>	<p>I give everything I own, except for any specific gifts, to my spouse, if my spouse survives me. <i>Yo lego a mi cónyuge, si me sobrevive, todo lo que poseo, con excepción de cualquier regalo específico.</i></p> <p>If my spouse does not survive me, I give everything I own, except for any specific gifts, to my children. <i>Si mi cónyuge no me sobrevive, lego todo lo que poseo a mis hijos, excepto por aquellos regalos específicos.</i></p> <p>Gifts to my children, except for specific gifts, will be divided into shares as follows: <i>Los regalos a mis hijos, con excepción de aquellos regalos específicos, habrán de dividirse en partes conforme se indica a continuación:</i></p> <ol style="list-style-type: none"><li>1. One share will be created for each child of mine who survives me, plus <i>Se habrá de designar una parte para cada uno de mis hijos que me sobreviva y, además,</i></li><li>2. One share will be created for each child of mine who has not survived me but who has children who survive me. <i>Una parte será designada para cada uno de mis hijos que no me haya sobrevivido y que tenga hijos propios que sí me sobrevivan.</i></li></ol> <p>Each surviving child will take one share and the share of each deceased child will be divided among that deceased child’s children. <i>Cada hijo que me sobreviva recibirá una parte, y la parte de cada hijo fallecido será dividida entre los hijos propios del fallecido.</i></p> <p style="text-align: right;"><b><i>Testator: If you choose this option, sign here.</i></b> <b><i>Testador: Si eligió esta opción, firme aquí.</i></b></p>
---	---



<p><b>Choice #2</b> Nothing to surviving spouse, except for any specific gifts.</p> <p><b>Selección #2</b> No lego nada a mi cónyuge que me sobrevive, excepto por aquellos regalos específicos.</p>	<p><b>Even if</b> my spouse survives me, I give everything I own, except for any specific gifts to my spouse or another person, to my children.</p> <p><b>Aun y cuando</b> mi cónyuge me sobreviva, yo lego todo lo que poseo a mis hijos, excepto por aquellos regalos específicos a mi cónyuge u otra persona.</p> <p>Gifts to my children, except for specific gifts, will be divided into shares as follows:</p> <p>Los regalos a mis hijos, con excepción de aquellos regalos específicos, habrán de dividirse en partes conforme se indica a continuación:</p> <ol style="list-style-type: none"> <li>1. One share will be created for each child of mine who survives me, plus <b>Se habrá de designar una parte para cada uno de mis hijos que me sobreviva y, además,</b></li> <li>2. One share will be created for each child of mine who has not survived me but who has children who survive me. <b>Una parte será designada para cada uno de mis hijos que no me haya sobrevivido y que tenga hijos propios que sí me sobrevivan.</b></li> </ol> <p>Each surviving child will take one share and the share of each deceased child will be divided among that deceased child's children.</p> <p><b>Cada hijo que me sobreviva recibirá una parte, y la parte de cada hijo fallecido será dividida entre los hijos propios del fallecido.</b></p> <p style="text-align: right;"><b>Testator:</b> <i>If you choose this option, sign here.</i> <b>Testador:</b> <i>Si eligió esta opción, firme aquí.</i></p>
--	---

- 2.3.** If I sign both or none of the choices in Subsection 2.2 and my spouse survives me, then everything I own, except for any specific gifts, passes under Choice #1.
- Si yo firmo ambas o ninguna de las selecciones en la Subsección 2.2 y mi cónyuge me sobrevive, entonces todo lo que poseo, excepto por aquellos regalos específicos, será legado bajo la Selección #1.**

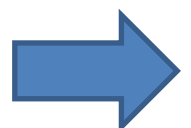


Here are some examples of what Choice #2 means:

- If all your children are living and they do not have any children, then each of your children gets an equal amount of your property and money that you do not give as a specific gift.

A continuación se mencionan varios ejemplos de lo que la Selección #2 representa:

- Si todos sus hijos están vivos y no tienen hijos, cada uno de sus hijos recibirá una parte igual de sus bienes y dinero que usted no haya legado a otros como regalo específico.



- If all your children are living and they have their own children, then each of your children gets an equal amount of your property and money that you do not give as a specific gift. Your grandchildren do not get your property and money unless you give them a specific gift.
- If you have one living child and one deceased child who has a living child, then your living child gets a half of your property and money that you did not give as a specific gift. The other half will go to the living child of your deceased child.
- If you have one living child and one deceased child who has two living children, then your living child gets a half of your property and money that you did not give as a specific gift. The living children of your deceased child each get a quarter of the property and money that you did not give as a specific gift.

For Choice #1:

- The above examples apply if your spouse does not survive you.
- If your spouse does survive you, then your spouse gets all your property and money, except for any property and money you give as specific gifts.

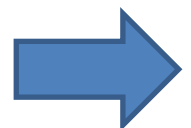
If you need more information or need help visit [txcourts.gov/programs-services/legal-aid](http://txcourts.gov/programs-services/legal-aid) or call one of the numbers on page 3 of this Will Form.

- Si todos sus hijos están vivos y tienen hijos propios, entonces cada uno de sus hijos recibirá una parte igual de sus bienes y dinero que no haya legado a otros como regalo específico. Sus nietos no recibirán sus bienes y dinero a menos que usted les deje un regalo específico.
- Si usted tiene un hijo vivo y uno fallecido que tenga un hijo propio vivo, entonces su hijo vivo recibirá la mitad de sus bienes y dinero que no haya legado como regalo específico. La otra mitad la recibirá su nieto, el hijo vivo de su hijo fallecido.
- Si usted tiene un hijo vivo y uno fallecido que tenga dos hijos propios vivos, entonces su hijo vivo recibirá la mitad de sus bienes y dinero que no haya legado como regalo específico. Cada uno de sus nietos, los hijos propios de su hijo fallecido, recibirá una cuarta parte de sus bienes y dinero que usted no haya legado como regalo específico.

En cuanto a la Selección #1:

- Los ejemplos arriba mencionados aplican si su cónyuge no lo sobrevive.
- Si su cónyuge sí lo sobrevive, entonces su cónyuge recibirá todos sus bienes y su dinero, excepto por aquellos bienes y dinero que usted legue como regalos específicos.

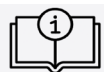
Si desea mayor información o necesita ayuda, diríjase al sitio [txcourts.gov/programs-services/legal-aid](http://txcourts.gov/programs-services/legal-aid) o llame a los números telefónicos citados en la página 3 de este Formulario para Testamento.





## Section 3. Specific Gifts

### Sección 3. Regalos Específicos



A “specific gift” is a specific piece of property that you specifically give to a specific person like your spouse, a specific child, a specific grandchild, or other person (like a parent or sibling).

Un “regalo específico” es uno de sus bienes en particular que usted lega específicamente a una persona en especial, tal como a su cónyuge, a uno de sus hijos en especial, a uno de sus nietos en particular, o a otra persona (tal como uno de sus padres o hermanos).

**Section 3 is optional.** You do not have to give a specific gift. You can choose to fill in all, some, or none of the below Subsections (3.1, 3.2, and 3.3). **Section 2 “Everything I Own, Except Specific Gifts” applies to any property that you do not list in Section 3.** In other words, any property that you do not list in Section 3, goes to your spouse, children, or grandchildren as described in Section 2.

**La Sección 3 es opcional.** Usted no tiene que legar un regalo específico a persona alguna. Puede elegir llenar todas, algunas, o ninguna de las subsecciones a continuación (3.1, 3.2, y 3.3). **La Sección 2 intitulada “Todo lo que Poseo, Excepto Regalos Específicos” aplica para cualquiera de sus bienes que no anote en la Sección 3.** En otras palabras, cualquiera de sus bienes que no indique en la Sección 3, los recibirán su cónyuge, hijos, o nietos conforme se describe en la Sección 2.

If you want to skip Section 3, cross out all the boxes in Subsections 3.1, 3.2, and 3.3 by, for example, writing or typing “XXXX”.

Si desea saltarse la Sección 3, tache todos los espacios en las Subsecciones 3.1, 3.2, y 3.3, por ejemplo, escribiendo a mano o en la computadora “XXXX”.

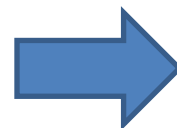
#### 3.1. Giving My Home

##### Mi Casa como Herencia



**You do not have to fill in Subsection 3.1.** Complete Subsection 3.1 **only if** you want to specifically give your interest in your home to your spouse or to one or more specific child, grandchild, or other person (like a parent or sibling). **If you do not fill in Subsection 3.1, your interest in your home goes to your spouse, children, or grandchildren as described in Section 2.**

**Usted no tiene que llenar la Subsección 3.1.** Llene la Subsección 3.1 **solamente** si desea específicamente legar su interés de propiedad en su hogar a su cónyuge, a uno o varios de sus hijos en particular, a un nieto determinado, o alguna otra persona (tal como uno de sus padres o hermanos). **Si usted no llena la Subsección 3.1, su interés de propiedad en su casa será legado a su cónyuge, hijos, y nietos conforme a lo descrito en la Sección 2.**



Subsection 3.1 does not cover your items inside your home. Those are addressed in Subsection 3.2 “Giving My Personal and Household Items.”

La Subsección 3.1 no cubre sus pertenencias adentro de su hogar. Se hablará de ellas en la Subsección 3.2, intitulada “Herencia de mis Efectos Personales y del Hogar.”

If you do not fill in a box, cross it out by, for example, writing or typing “XXXX”.

Si no llena uno de los espacios, táchelo, por ejemplo, escribiendo a mano o en la computadora “XXXX”.



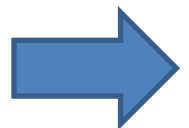
If you have filled out something called a “Transfer on Death Deed” form, check it. **Your new Will does not change the beneficiary of that deed. Whoever you’ve named as a beneficiary of that deed will receive your home (even if your Will names someone different) so you may want to change that deed.**

Si usted ha llenado un formulario intitulado “Escritura de traspaso del inmueble de un propietario fallecido,” revíselo. **Su nuevo Testamento no cambia al beneficiario de dicha escritura. La persona que usted designó como el beneficiario de dicha escritura recibirá la casa de usted (aun y cuando usted asigne la casa a otra persona en su Testamento); por ello, usted bien quisiera cambiarlo.**

I give my interest in my home, subject to mortgages and liens, in equal shares to the following person or people who survive me. If none of these people survives me, my interest in my home will pass under Section 2 “Everything I Own, Except for Specific Gifts.”

Yo lego mi interés en propiedad de mi casa, sujeto a hipotecas y gravámenes existentes, en partes iguales, a las siguientes personas que me sobrevivan a mi fallecimiento. Si ninguna de estas personas me sobrevive, mi interés en propiedad de mi casa será legado conforme a la Sección 2, intitulada “Todo lo que Poseo, Excepto Regalos Específicos.”

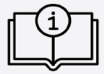
<i>First</i> <i>Primer nombre</i>	<i>Middle</i> <i>Segundo nombre</i>	<i>Last</i> <i>Apellido</i>	<i>Suffix (Jr., Sr., etc.)</i> <i>Sufijo (Jr., Sr., etc.)</i>
<i>First</i> <i>Primer nombre</i>	<i>Middle</i> <i>Segundo nombre</i>	<i>Last</i> <i>Apellido</i>	<i>Suffix</i> <i>Sufijo</i>
<i>First</i> <i>Primer nombre</i>	<i>Middle</i> <i>Segundo nombre</i>	<i>Last</i> <i>Apellido</i>	<i>Suffix</i> <i>Sufijo</i>
<i>First</i> <i>Primer nombre</i>	<i>Middle</i> <i>Segundo nombre</i>	<i>Last</i> <i>Apellido</i>	<i>Suffix</i> <i>Sufijo</i>



<i>First</i> <i>Primer nombre</i>	<i>Middle</i> <i>Segundo nombre</i>	<i>Last</i> <i>Apellido</i>	<i>Suffix</i> <i>Sufijo</i>
<i>First</i> <i>Primer nombre</i>	<i>Middle</i> <i>Segundo nombre</i>	<i>Last</i> <i>Apellido</i>	<i>Suffix</i> <i>Sufijo</i>
<i>First</i> <i>Primer nombre</i>	<i>Middle</i> <i>Segundo nombre</i>	<i>Last</i> <i>Apellido</i>	<i>Suffix</i> <i>Sufijo</i>
<i>First</i> <i>Primer nombre</i>	<i>Middle</i> <i>Segundo nombre</i>	<i>Last</i> <i>Apellido</i>	<i>Suffix</i> <i>Sufijo</i>

### 3.2. Giving My Personal and Household Items

#### Herencia de mis Efectos Personales y del Hogar



“Personal and household items” means all your household goods, furniture, furnishings, tools, garden equipment, china, silver, works of art, jewelry, clothes, and any other similar items.

Los “efectos personales y del hogar” significan todos aquellos artículos domésticos, muebles, accesorios, herramientas, equipo de jardinería, vajillas, artículos de plata, obras de arte, joyería, ropas, y cualesquiera otros enseres similares.

**You do not have to fill in Subsection 3.2.** Complete Subsection 3.2 if you want to specifically give your interest in **all** your personal and household items to your spouse or to one or more specific child, grandchild, or other person (like your parent or sibling).

**Usted no tiene que llenar la Subsección 3.2.** Llène la Subsección 3.2 si desea específicamente legar su interés de propiedad en **todos** sus efectos personales a su cónyuge, a uno o varios de sus hijos en particular, a un nieto determinado, o a alguna otra persona (tal como uno de sus padres o hermanos).

If you want to give a **specific** personal and household item to a specific person, you should use the next Subsection 3.3 “Giving Specific Items or Property.” **You can use both Subsection 3.2 and Subsection 3.3** if you want to give someone a particular item (Subsection 3.3) but still give the bulk of your personal and household items to another person (Subsection 3.2). **Section 2 will apply to any**

Si usted desea legar un artículo personal o del hogar **específico** a una persona en particular, tendrá que utilizar la Subsección 3.3 a continuación, intitulada “Herencia de Bienes o Artículos Específicos.” **Puede utilizar ambas Subsecciones 3.2 y 3.3** si desea legar un artículo en particular a una persona (Subsección 3.3) mientras que la mayoría de sus efectos personales y del hogar vayan a otra persona (Subsección 3.2). **La Sección 2 aplicará a cualquier artículo personal o del hogar que no**



**personal and household items you do not give under Subsection 3.2 or Subsection 3.3.**

If you do not fill in a box, cross it out by, for example, writing or typing "XXXX".

Another helpful word to know in Subsection 3.2 is "Executor." "Executor" is the person who is appointed by the court to hand out your property and money once you die. The Executor makes sure your wishes stated in this Will are followed to the best of their ability.



If you have filled out something called a "Beneficiary Designation of a Motor Vehicle" form, check it. **Your new Will does not change the beneficiary of that form. Whoever you've named as a beneficiary of that form will receive your vehicle (even if your Will names someone different) so you may want to change that form.**

**legue bajo la Subsección 3.2 o Subsección 3.3.**

Si no llena uno de los espacios, táchelo, por ejemplo, escribiendo a mano o en la computadora "XXXX".

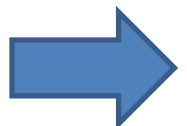
Otra palabra que es importante que usted entienda en la Subsección 3.2 es "Albacea." "Albacea" es la persona designada por el tribunal para entregar sus bienes y dinero al fallecimiento de usted. El Albacea se asegura que sus deseos sean cumplidos de la mejor manera posible, conforme usted lo dispuso en su Testamento.

Si usted ha llenado un formulario intitulado "Designación de beneficiarios de vehículo," revíselo. **Su nuevo Testamento no cambia al beneficiario nombrado en dicho formulario. La persona que usted designó como el beneficiario en dicho formulario recibirá su vehículo (aun y cuando usted asigne el vehículo a otra persona en su Testamento); por ello, usted bien quisiera cambiarlo.**

Except for any specific gifts I make in Subsection 3.3 "Giving Specific Items or Property," I give all of my interest in my personal and household items in equal shares to the following person or persons who survive me. If none of these people survives me, my interest in these items will pass under Section 2 "Everything I Own, Except for Specific Gifts." My interest in these items shall be divided among them as they agree. If they cannot agree, the Executor will decide.

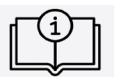
Excepto por aquellos regalos específicos que yo indique en la Subsección 3.3 intitulada "Herencia de Bienes o Artículos Específicos," yo lego en partes iguales toda mi porción de propiedad en mis efectos personales y del hogar a la siguiente persona o personas que me sobrevivan. Si ninguna de estas personas me sobrevive, entonces mi porción de propiedad en estos artículos será legada bajo lo indicado en la Sección 2 intitulada "Todo lo que Poseo, Excepto Regalos Específicos." Mi interés de propiedad en estos artículos será dividido entre estas personas conforme lo acuerden. Si no pueden llegar a un acuerdo, el Albacea lo decidirá.

<i>First</i> <i>Primer nombre</i>	<i>Middle</i> <i>Segundo nombre</i>	<i>Last</i> <i>Apellido</i>	<i>Suffix (Jr., Sr., etc.)</i> <i>Sufijo (Jr., Sr., etc.)</i>



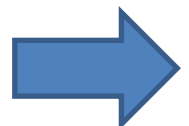
<i>First</i> <i>Primer nombre</i>	<i>Middle</i> <i>Segundo nombre</i>	<i>Last</i> <i>Apellido</i>	<i>Suffix</i> <i>Sufijo</i>
<i>First</i> <i>Primer nombre</i>	<i>Middle</i> <i>Segundo nombre</i>	<i>Last</i> <i>Apellido</i>	<i>Suffix</i> <i>Sufijo</i>
<i>First</i> <i>Primer nombre</i>	<i>Middle</i> <i>Segundo nombre</i>	<i>Last</i> <i>Apellido</i>	<i>Suffix</i> <i>Sufijo</i>
<i>First</i> <i>Primer nombre</i>	<i>Middle</i> <i>Segundo nombre</i>	<i>Last</i> <i>Apellido</i>	<i>Suffix</i> <i>Sufijo</i>
<i>First</i> <i>Primer nombre</i>	<i>Middle</i> <i>Segundo nombre</i>	<i>Last</i> <i>Apellido</i>	<i>Suffix</i> <i>Sufijo</i>
<i>First</i> <i>Primer nombre</i>	<i>Middle</i> <i>Segundo nombre</i>	<i>Last</i> <i>Apellido</i>	<i>Suffix</i> <i>Sufijo</i>
<i>First</i> <i>Primer nombre</i>	<i>Middle</i> <i>Segundo nombre</i>	<i>Last</i> <i>Apellido</i>	<i>Suffix</i> <i>Sufijo</i>

### 3.3. Giving Specific Items or Property Herencia de Bienes o Artículos Específicos



**You do not have to fill in Subsection 3.3.** You can use Subsection 3.3 to specifically give your spouse or a specific child, grandchild, or other person (like your sibling) **a specific item or a specific amount of money.** Examples include a vehicle, a boat, a piece of jewelry, a valuable item, a particular item in your home, real estate other than your home, a bank account, and other items. **Section 2 will apply to any items you do not give under Subsection 3.2 or Subsection 3.3.**

**Usted no tiene que llenar esta Subsección 3.3.** Sin embargo, puede utilizar la Subsección 3.3 para legar específicamente un **artículo determinado o una cantidad de dinero en particular** a su cónyuge, a uno de sus hijos en particular, a uno de sus nietos en especial, o a otra persona (tal como uno de sus hermanos). Se incluyen, como ejemplos, un vehículo, una lancha, una pieza de joyería, un objeto de valor, un artículo especial en su hogar, un bien raíz además de su casa, una cuenta bancaria, y otros enseres. **La Subsección 2 aplicará para**



**cualquier otro artículo que usted no haya legado bajo las Subsecciones 3.2 o 3.3.**


If you do not fill in a box, cross it out by, for example, writing or typing “XXXX”.

Si no llena uno de los espacios, táchelo, por ejemplo, escribiendo a mano o en la computadora “XXXX”.

I give my interest in each item listed below to the person named next to the item if that person survives me.

Lejo mi interés de propiedad de cada uno de los artículos mencionados a continuación a la persona cuyo nombre aparece al lado del artículo, si es que esta persona me sobrevive.

<p><b>Item(s) to be given:</b> <b>Artículos a ser legados:</b></p>	<p><b>Full name of person getting item(s):</b> <b>Nombre completo de la persona que los recibe:</b></p>
<p><i>Describe item(s) in detail.</i> <i>Describe los artículos en detalle.</i></p>	<p><i>First / Middle / Last / Suffix (Jr., Sr., etc.)</i> <i>Primer nombre / Segundo nombre / Apellido / Sufijo (Jr., Sr., etc.)</i></p>
<p><i>Describe item(s) in detail.</i> <i>Describe los artículos en detalle.</i></p>	<p><i>First / Middle / Last / Suffix</i> <i>Primer nombre / Segundo nombre / Apellido / Sufijo</i></p>
<p><i>Describe item(s) in detail.</i> <i>Describe los artículos en detalle.</i></p>	<p><i>First / Middle / Last / Suffix</i> <i>Primer nombre / Segundo nombre / Apellido / Sufijo</i></p>
<p><i>Describe item(s) in detail.</i> <i>Describe los artículos en detalle.</i></p>	<p><i>First / Middle / Last / Suffix</i> <i>Primer nombre / Segundo nombre / Apellido / Sufijo</i></p>
<p><i>Describe item(s) in detail.</i> <i>Describe los artículos en detalle.</i></p>	<p><i>First / Middle / Last / Suffix</i> <i>Primer nombre / Segundo nombre / Apellido / Sufijo</i></p>



<p><i>Describe item(s) in detail.</i> <i>Describe los artículos en detalle.</i></p>	<p><i>First / Middle / Last / Suffix</i> <i>Primer nombre / Segundo nombre / Apellido / Sufijo</i></p>
<p><i>Describe item(s) in detail.</i> <i>Describe los artículos en detalle.</i></p>	<p><i>First / Middle / Last / Suffix</i> <i>Primer nombre / Segundo nombre / Apellido / Sufijo</i></p>
<p><i>Describe item(s) in detail.</i> <i>Describe los artículos en detalle.</i></p>	<p><i>First / Middle / Last / Suffix</i> <i>Primer nombre / Segundo nombre / Apellido / Sufijo</i></p>

## Section 4. Independent Executor

### Sección 4: Albacea Independiente




In Section 4, you choose the person you want to be in charge of handing out your property and money after you die. That person is called the “Independent Executor,” and they make sure your wishes in your Will are followed to the best of their ability.

Your Independent Executor must be 18 years old or older. Your Independent Executor **can** be your spouse, one of your adult children or grandchildren, or someone else. Often, other people will name their spouse, adult child, parent, sibling, or other trusted person as their Independent Executor.

En la Sección 4, usted elige a la persona que desea esté a cargo de hacer entrega de sus bienes y dinero después de su fallecimiento. A esta persona se le conoce como “Albacea Independiente,” quien habrá de asegurarse que sus deseos son cumplidos de la mejor manera posible, conforme usted lo dispuso en su Testamento.

Su Albacea Independiente deberá tener 18 o más años de edad. Su Albacea Independiente **puede** ser su cónyuge, un hijo o nieto adulto, o alguien más. Lo común en las personas que elaboran su Testamento es nombrar a su cónyuge, un hijo o nieto adulto, madre o padre, hermano u otra persona de confianza para actuar como Albacea Independiente.



Your choice of Independent Executor must be approved by the court before they can act in that role. After appointment, the court generally does not supervise the Independent Executor.

If you use this Will Form, you can only have one Independent Executor in charge at a time. But it is best to name a second and third choice in case someone you name cannot serve as Independent Executor.

Some of the Subsections below (4.2, 4.3, and 4.4) have no blanks to fill in. These Subsections are needed for legal reasons. Do not add, change, or delete anything from these Subsections.

If you do not fill in a box, cross it out by, for example, writing or typing "XXXX".

Other helpful words to know in Section 4 are:

- "Beneficiary" means anyone you choose to receive property or money in your Will.
- "Bond" means a deposit used to help make sure the Executor does what the Will asks the Executor to do.
- "Estate" includes all the things you own when you die. Examples are houses, buildings, land, vehicles, money in bank accounts, cash, jewelry, furniture, clothes, and other items in your home.

El Albacea Independiente que usted elija deberá ser aprobado por el tribunal antes que pueda ejercer en esa capacidad. Una vez aprobado, por lo general el tribunal no supervisa a un Albacea Independiente.

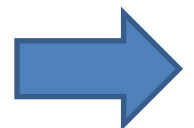
Si usted utiliza este Formulario para Testamento, solamente podrá nombrar a un solo Albacea Independiente que esté a cargo a la vez; sin embargo, es mejor nombrar también a un segundo y un tercero como opciones adicionales, en la eventualidad que uno de los que nombre no pueda ejercer como su Albacea Independiente.

Algunas de las Subsecciones a continuación (4.2, 4.3, y 4.4) no tienen espacios a ser llenados. Estas Subsecciones son necesarias por razones legales. No agregue, cambie, o borre nada en estas Subsecciones.

Si no llena uno de los espacios, táchelo, por ejemplo, escribiendo a mano o en la computadora "XXXX".

Otras palabras que es importante las entienda en la Sección 4 son:

- "Beneficiario" significa cualquier persona que usted ha elegido para legarle bienes o dinero en su Testamento.
- "Garantía testamentaria" significa un depósito monetario para garantizar que el Albacea cumpla con lo dispuesto en el Testamento.
- "Patrimonio" incluye todo lo que usted posea al momento de fallecer. Algunos ejemplos son casas, edificios, terrenos, vehículos, dinero en cuentas bancarias, dinero en efectivo, joyas, muebles, ropas, y otros artículos en su hogar.





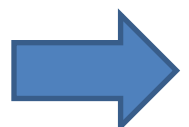
- “Personal property” includes, but is not limited to, cash and bank accounts, clothing, household furnishings, vehicles, and jewelry.
- “Real property” means land and improvements, like a house. It also includes oil, gas, and other mineral rights.
- “Bienes muebles” incluye, entre otros, dinero en efectivo y en cuentas bancarias, ropas, mobiliario en el hogar, vehículos, y joyas.
- “Bienes inmuebles” significa un terreno y las mejoras en él, como una casa. También incluye derechos de petróleo, gas, y otros minerales.

**4.1.** I name the following persons in the order listed to be appointed as sole Independent Executor of my Will and estate. If a person does not serve or stops serving for any reason, then I name the next listed person.

Yo nombro a las siguientes personas, en el orden que aparecen a continuación, para ser designadas como Albacea Independiente de mi Testamento y patrimonio sucesorio. Si la persona no ejerce como tal o deja de hacerlo por cualquier razón, nombro entonces a la siguiente persona en la lista.

<p>1. Name of First Choice for Independent Executor: Nombre de mi Selección Preferencial como Albacea Independiente:</p> <p><i>First / Middle / Last / Suffix (Jr., Sr., etc.)</i> <i>Primer nombre / Segundo nombre / Apellido / Sufijo (Jr., Sr., etc.)</i></p>
<p>2. Name of Second Choice for Independent Executor: Nombre de mi Segunda Selección como Albacea Independiente en Ausencia de la Preferencial:</p> <p><i>First / Middle / Last / Suffix</i> <i>Primer nombre / Segundo nombre / Apellido / Sufijo</i></p>
<p>3. Name of Third Choice for Independent Executor: Nombre de mi Tercera Selección como Albacea Independiente en Ausencia de las dos Anteriores:</p> <p><i>First / Middle / Last / Suffix</i> <i>Primer nombre / Segundo nombre / Apellido / Sufijo</i></p>

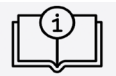
**4.2.** My Independent Executor is not required to post a bond in any jurisdiction.  
A mi Albacea Independiente no se le requiere que deposite una garantía testamentaria ante ninguna competencia judicial.



- 4.3.** Once appointed by the Court, the Independent Executor shall administer and distribute the estate as required by law, including the payment of any debts of the estate. The power to administer the estate includes the power to sell real property and personal property. The Independent Executor can act without the consent of my beneficiaries.
- Una vez designado por un tribunal, mi Albacea Independiente habrá de administrar y distribuir mi patrimonio sucesorio conforme lo requiere la ley, incluyendo el pago de cualquier adeudo que se cobre a la administración del patrimonio. La facultad de administrar mi patrimonio sucesorio incluye la atribución de vender bienes muebles y bienes inmuebles. Mi Albacea Independiente podrá ejercer sus funciones sin el consentimiento de mis beneficiarios.
- 4.4.** No action shall be had in the Court in relation to the settlement of my estate other than the probating and recording of this Will, notice to beneficiaries as required by the Texas Estates Code, and the return of any required inventory, appraisalment, and list of claims owed to or by my estate.
- Las únicas acciones procesales que se llevarán a cabo ante el tribunal en relación a la liquidación de mi patrimonio serán: la validación y ratificación en actas del presente Testamento, la notificación a beneficiarios exigida bajo el Código Sucesorio de Texas, y la presentación ante tribunales de cualquier inventario, avalúo, y lista de pagos pendientes a favor del patrimonio o adeudados por el patrimonio.

## Section 5. Custodian for People Under Age 21 Who Receive Gifts Under This Will

### Sección 5. Custodio para Menores a los 21 Años que Reciban Regalos bajo este Testamento



Section 5 controls who manages any money or property you give to a person who is under 21 years old. The manager is the “Custodian.”

La Sección 5 controla quién habrá de administrar los bienes o el dinero que usted legue a una persona menor a los 21 años de edad. El “Custodio” es el administrador.

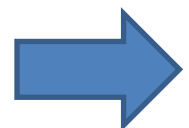
Do not add, change, or delete any words in Section 5. Section 5 is needed for legal reasons.

No agregue, altere, o borre ninguna palabra dentro de la Sección 5. La Sección 5 es necesaria por razones legales.

Other helpful words to know in Section 5:

Otras palabras que es importante las entienda en la Sección 5 son:

- “Beneficiary” means anyone you choose to receive property or money in your Will.
- “Beneficiario” significa cualquier persona que usted ha elegido para darle bienes o dinero en su Testamento.



- “Executor” is the person who is appointed by the court to be in charge of handing out your property and money once you die. The Executor makes sure your wishes stated in this Will are followed to the best of their ability.

- “Albacea” es la persona designada por el tribunal para hacerse cargo de la entrega de sus bienes y dinero al fallecimiento de usted. El Albacea se asegura que sus deseos sean cumplidos de la mejor manera posible, conforme usted lo dispuso en su Testamento.

**5.1.** Any gift to a person under 21 may instead be delivered to a Custodian for that person under the Uniform Transfers to Minors Act of Texas or any other state.

Cualquier regalo que se legue a una persona menor a los 21 años podrá ser entregado al Custodio de esta persona, conforme lo dicta la *Ley de Transferencia Uniforme de Bienes a Menores de Edad en Texas*, o en cualquier otro estado.

**5.2.** My Executor may name a Custodian for any beneficiary under age 21.

Mi Albacea podrá nombrar a un Custodio para cualquier beneficiario menor a los 21 años de edad.

**5.3.** My Executor may consider appointing a beneficiary’s surviving parent as Custodian but is not required to do so.

Mi Albacea podrá considerar el nombrar como Custodio a uno de los padres del beneficiario que me sobreviva, pero no se le exige que lo haga.

**5.4.** My Executor may name different Custodians for different beneficiaries.

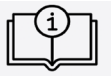
Mi Albacea podrá nombrar a diferentes Custodios para diferentes beneficiarios.

**5.5.** My Executor may also serve as Custodian.

Mi Albacea también podrá desempeñar la función de Custodio.


## Section 6. Guardian of the Person of a Minor Child or Incapacitated Adult Child

## Sección 6. Tutor de la Persona de un Menor de Edad o Adulto Incapacitado



When you die, if you have a child who is under 18 years old or an adult child who is incapacitated, the court must appoint someone to take care of them. That person is known as the “Guardian of the Person.”

Si cuando usted fallezca tiene un hijo menor a los 18 años de edad o un hijo adulto incapacitado, el tribunal deberá designar a una persona que cuide de ellos. A esta persona se le conoce como “Tutor de la Persona.”



Complete Section 6 if you would like to suggest a Guardian of the Person for your children. If you use this Will Form, you can only have one Guardian of the Person at a time. It is best to name a second and third choice in case someone you name cannot serve as the Guardian of the Person.

Llene la Sección 6 si usted desea sugerir a un tutor de la persona para sus hijos. Si utiliza este Formulario para Testamento, solamente podrá nombrar a un solo Tutor de la Persona que esté a cargo a la vez; sin embargo, es mucho mejor nombrar también a un segundo y un tercero como opciones adicionales en la eventualidad que uno de los que nombre no pueda ejercer como Tutor de la Persona.

If you do not fill in a box, cross it out by, for example, writing or typing "XXXX".

Si no llena uno de los espacios, táchelo, por ejemplo, escribiendo a mano o en la computadora "XXXX".

I name the following people in the order listed to be appointed as Guardian of the Person of any child who needs a guardian. If a person does not serve or stops serving for any reason, then I name the next listed person.

Yo sugiero a las siguientes personas, en el orden que aparecen a continuación, para ser designadas como Tutor de la Persona de cualquier menor de edad que lo necesite. Si la persona no ejerce como tal o deja de hacerlo por cualquier razón, sugiero se designe entonces a la siguiente persona en la lista.

1. Name of First Choice for Guardian of the Person:  
Nombre de mi Selección Preferencial como Tutor de la Persona:

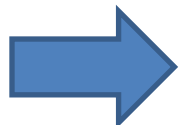
*First / Middle / Last / Suffix (Jr., Sr., etc.)*  
*Primer nombre / Segundo nombre / Apellido / Sufijo (Jr., Sr., etc.)*

2. Name of Second Choice for Guardian of the Person:  
Nombre de mi Segunda Selección como Tutor de la Persona en Ausencia de la Preferencial:

*First / Middle / Last / Suffix*  
*Primer nombre / Segundo nombre / Apellido / Sufijo*

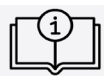
3. Name of Third Choice for Guardian of the Person:  
Nombre de mi Tercera Selección como Tutor de la Persona en Ausencia de las dos Anteriores:

*First / Middle / Last / Suffix*  
*Primer nombre / Segundo nombre / Apellido / Sufijo*



## Section 7. Texas Law Applies and Survivorship

### Sección 7. El Derecho Sucesorio de Texas Rige y la Supervivencia



Do not add, change, or delete any words in Section 7. Section 7 is needed for legal reasons.

No agregue, altere, o borre ninguna palabra dentro de la Sección 7. Esta sección es necesaria por razones legales.

- 7.1. Texas law shall apply to all matters related to this Will.  
El derecho sucesorio de Texas regirá en todo asunto relacionado con este Testamento.
- 7.2. No person shall be considered to have survived me unless that person is living 30 days after my death.  
A ninguna persona se le habrá de considerar como sobreviviente a mi fallecimiento, a menos que esta persona se encuentre viva 30 días después de mi fallecimiento.

## Section 8. Execution, Attestation, and Self-Proof of Will

### Sección 8. Celebración, Atestiguación, y Autenticación del Testamento

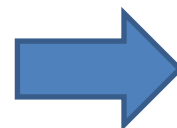


Once you have filled out your Will, you will need to get two Witnesses and a Notary together with you for a signing ceremony. **At the signing ceremony, give the Notary the “Notary Public Instructions” on page 32 of this Will Form.** At the signing ceremony, you, the two Witnesses, and the Notary will watch each other sign your Will.

**Do not sign until you, the two Witnesses, and the Notary are all in the same room.** No one should leave the room until everyone has signed. Sign in blue ink if possible.

Una vez que haya terminado su Testamento, necesitará reunir a dos Testigos y un Notario para la ceremonia de firmas. **Durante la ceremonia de firmas, entregue al notario las “Instrucciones para el Notario” que encontrará en la página 32 de este Formulario para Testamento.** En la ceremonia de firmas usted, los dos Testigos y el Notario presenciarán el momento en que cada uno firme el Testamento.

**Nadie deberá firmar hasta que usted, los dos Testigos y el Notario se encuentren juntos en la misma sala.** Y nadie habrá de salir de la sala hasta que todos y cada uno haya firmado. De preferencia, firmen con pluma de tinta azul.



Helpful terms to know in Section 8 are:

- “Execute” means sign.
- “Notary” is a person authorized by Texas to swear that the people signing your Will are who they say they are. A Notary will sign and put a seal on your Will.
- “Testator” means you.
- “Witnesses” means the two people who watch you sign your Will. They will sign their names to your Will when you all are in the same room with a notary. **They should not be people who are receiving gifts in your Will.**

Las palabras que es importante las entienda en la Sección 8 son:

- “Celebrar” significa firmar.
- “Notario” es una persona autorizada por el estado de Texas para prestar juramento que los firmantes en el Testamento son las personas quienes dicen ser. Un Notario habrá de dar fe con su firma y sello oficial de las firmas hechas ante él.
- “Testador” es usted.
- “Testigos” son las personas que lo vieron firmar su Testamento. Ellos habrán de firmar su Testamento cuando todos estén reunidos en la misma sala con un notario. **Ellos no podrán ser parte de las personas que recibirán algún regalo o herencia en su Testamento.**

8.1. Before me, the undersigned authority, on this day personally appeared the following:  
 Ante mí, la autoridad que suscribe, el día de hoy comparecieron personalmente las siguientes personas:



Print or type names here. Do not sign here.

Escriba a máquina o a mano con letra de molde los nombres en este espacio. No firme aquí.

\_\_\_\_\_  
 Testator (*First, Middle, Last, Suffix (Jr., Sr., etc.)*)


El Testador (*Primer nombre, Segundo nombre, Apellido, Sufijo (Jr., Sr., etc.)*)

\_\_\_\_\_  
 First Witness (*First, Middle, Last, Suffix (Jr., Sr., etc.)*)

El Primer Testigo (*Primer nombre, Segundo nombre, Apellido, Sufijo (Jr., Sr., etc.)*)

\_\_\_\_\_  
 Second Witness (*First, Middle, Last, Suffix (Jr., Sr., etc.)*)

El Segundo Testigo (*Primer nombre, Segundo nombre, Apellido, Sufijo (Jr., Sr., etc.)*)



- 8.2.** I, as the Testator, after being duly sworn, declare to the undersigned Witnesses and to the undersigned authority:  
*Yo, el Testador, después de haber sido debidamente juramentado, declaro ante los Testigos firmantes y ante la autoridad que suscribe lo siguiente:*
- a. This instrument is my Will.  
*Este documento legal es mi Testamento.*
  - b. I willingly make and execute this Will as my free act and deed.  
*Yo redacto y celebro este Testamento como un acto realizado de mi propia y libre voluntad.*
  - c. I execute this Will in the presence of the undersigned Witnesses, all of whom are present at the same time.  
*Yo celebro este Testamento en la presencia de los Testigos abajo firmantes, estando todos ellos presentes al mismo tiempo.*
  - d. I request each of the undersigned Witnesses to sign this Will in my presence and in the presence of each other.  
*Yo solicito a cada uno de los Testigos abajo firmantes que coloquen su firma en este Testamento, en mi presencia, y en la presencia de cada uno de ellos.*
  - e. I now sign this Will in the presence of the attesting Witnesses and the undersigned authority on:  
*Ahora yo firmo este Testamento en la presencia de los Testigos abajo firmantes y de la autoridad que lo suscribe el día:*

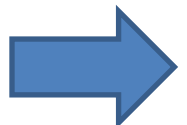
\_\_\_\_\_/\_\_\_\_\_/\_\_\_\_\_.  
*Month / Day / Year*  
*Mes / Día / Año*

---

***Testator: Sign your name here.***

***Testador: Coloque su firma aquí.***

- 8.3.** The undersigned Witnesses, after being duly sworn, declare to the Testator and to the undersigned authority:  
*Los Testigos abajo firmantes, después de haber sido debidamente juramentados, declaran ante el Testador y la autoridad que suscribe lo siguiente:*
- a. The Testator declared to us that this instrument is the Testator's Will.  
*El Testador declaró ante nosotros que este documento es su Testamento.*



- b. The Testator requested us to act as Witnesses to the Testator's Will and signature.  
El Testador nos solicitó que actuemos como Testigos de su Testamento y su firma.
- c. The Testator then signed this Will in our presence, all of us being present at the same time.  
A continuación, el Testador procedió a firmar su Testamento en nuestra presencia, estando todos nosotros presentes al mismo tiempo.
- d. The Testator is 18 years of age or over (or being under such age, is or has been lawfully married, or is a member of the armed forces of the United States or of an auxiliary of the armed forces of the United States or of the United States Maritime Service).  
El Testador es de 18 años de edad o mayor (o siendo menor está o ha sido casado legalmente, o es miembro de las fuerzas armadas, fuerzas auxiliares o del Servicio Marítimo de los Estados Unidos de América).
- e. We believe the Testator to be of sound mind.  
Creemos que el Testador tiene pleno uso de sus facultades mentales.
- f. We are each at least 14 years of age.  
Cada uno de nosotros tiene 14 años de edad por lo menos.
- g. We now sign our names as attesting Witnesses in the presence of the Testator, each other, and the undersigned authority on:  
Ahora firmamos como Testigos fedatarios, ante la presencia del Testador, de cada uno de nosotros y de la autoridad que suscribe, el día:


\_\_\_\_\_/\_\_\_\_\_/\_\_\_\_\_.  
Month / Day / Year  
Mes / Día / Año

---

**First Witness signs here.**  
**Primer Testigo firma aquí.**

---

**Second Witness signs here.**  
**Segundo Testigo firma aquí.**






**8.4.** Subscribed and sworn to before me by the Testator and the Witnesses on:  
Suscrito y juramentado ante mí por el Testador y los Testigos el día:

\_\_\_\_\_/\_\_\_\_\_/\_\_\_\_\_.  
*Month / Day / Year*  
*Mes / Día / Año*

---

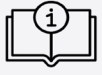
***Notary Public, State of Texas***  
***Notario, Estado de Texas***

End of Will  
Fin del Testamento



# Next Steps

## Al Finalizar el Testamento



Now that you are done completing and signing your Will, you should:

- Staple your Will and **do not** unstaple it.
- Make as many copies of your Will as you want after stapling the original. **Do not** take out the staples to copy.
- Keep your original signed Will in a safe place.
- Tell the person you have chosen to be your Independent Executor that you have a Will and where the original Will is located.

Whether you tell anyone receiving gifts in your Will is up to you.

When you die, your original Will must be probated to have any effect. “Probate” means to establish that your Will is valid in court. There is a 4-year deadline from the date of your death to probate the Will.



**Go check your retirement accounts, bank accounts, and insurance plans to see if you have named someone (called a “beneficiary”) to receive the benefits of those accounts or insurance plans when you die.**


Ahora que se ha firmado y finalizado su Testamento, deberá hacer lo siguiente:

- Engrape su Testamento y **no vuelva** a desengraparlo.
- Haga todas las copias que quiera de su Testamento después de haber engrapado el original. **No desengrape** el original para hacer las copias.
- Mantenga el original de su Testamento ya firmado en un lugar seguro.
- Informe a la persona que eligió como Albacea Independiente que usted ya tiene un Testamento y el lugar en donde ha guardado el original.

Usted decidirá si les informa o no a aquellas personas que les legó alguna herencia o regalo en su Testamento.

Cuando usted fallezca, el original de su Testamento deberá ser validado judicialmente para que tenga efecto. Una “validación testamentaria” significa el validar su Testamento ante un tribunal. Hay un plazo de cuatro años a partir de la fecha de su fallecimiento para validar judicialmente su Testamento.

**Revise si en sus cuentas de jubilación, cuentas bancarias, pólizas de seguros y demás, usted ha nombrado a alguna persona (conocida como “beneficiario”) para recibir los beneficios de estas cuentas o pólizas de seguro a su fallecimiento.**



If you have filled out something called a “Transfer on Death Deed” or a “Beneficiary Designation of Motor Vehicle” form, check them too. **Your new Will does not change the beneficiary of those accounts, insurance plans, deeds, or forms.** Anyone you’ve named as a beneficiary of those accounts, insurance plans, deeds, or forms will receive their benefits, even if your Will names someone different.



If your situation changes (for example you get divorced, your spouse dies, or your child dies), you may need to make a new Will. **If you make any changes to your Will after you sign it, those changes are not valid. If you want to change anything, rip your Will up and start over with a new one.**


Si usted ha llenado algún formulario intitulado ya sea “Escritura de traspaso del inmueble de un propietario fallecido” o “Designación de beneficiarios de vehículo,” revíselos también. **Su nuevo Testamento no cambia al beneficiario de estas cuentas, pólizas de seguros, escrituras, o formularios.** Aquellos que haya nombrado como beneficiario de estas cuentas bancarias, pólizas de seguros, escrituras, o formularios recibirán esos beneficios, aun y cuando en su Testamento usted nombre a alguien diferente.

Si su situación cambia (por ejemplo, usted se divorcia, su cónyuge fallece o uno de sus hijos herederos fallece), necesitará elaborar un nuevo Testamento. **Si usted hace algún cambio en su Testamento después de firmado, esos cambios no son válidos. Por ello, si quiere cambiar algo, rompa su Testamento e inicie la elaboración de uno nuevo.**

# Notary Public Instructions

## Instrucciones para el Notario

1. Make sure that the Testator and witnesses are present at the same time.  
Asegúrese que todos, el Testador y los testigos, estén presentes al mismo tiempo.
2. No person receiving property in this Will should act as a witness or notary.  
Ninguna persona que vaya a recibir bienes en este Testamento deberá actuar como testigo o notario.
3. Verify the identity of the Testator and the witnesses (personal knowledge, driver's license, etc.).  
Verifique la identidad del Testador y de los testigos (por conocimiento personal, licencia de conducir, etc.).
4. Administer an oath to everyone present to truthfully answer all of the questions you will be asking.  
Tome juramento a todos los presentes que habrán de responder con la verdad a todas las preguntas que usted les haga.
5. Ask the Testator the following:  
Pregunte al Testador lo siguiente:
  - a. Is your testimony that you are declaring to the witnesses and to me, the Notary, that this instrument is your Will?  
¿Declara usted ante los testigos y ante mí, el Notario, que este documento es su Testamento?
  - b. Are you saying that the Will is willingly made by you and that it is being executed in the presence of these witnesses, and me as the Notary, all of whom are present at the same time?  
¿Declara usted que este Testamento fue elaborado por usted voluntariamente y que lo celebra en la presencia de estos testigos y de mí, el Notario, quienes nos encontramos todos juntos presentes al mismo tiempo?
  - c. Is this your free act and deed?  
¿Usted lleva a cabo este acto por su libre voluntad?
  - d. Are you requesting that each witness sign this will in your presence and in the presence of each other?  
¿Usted está solicitando a cada uno de los testigos que firme este testamento en presencia suya y en presencia de cada uno de ellos?



6. If the Testator answers yes to all the questions above, have the Testator sign the Will.  
Si el Testador ha respondido con un “sí” a todas las preguntas anteriores, pídale ahora que firme el Testamento.
7. While the Testator is signing the Will, ask the witnesses the following:  
Mientras el Testador firma el testamento, pregunte a los testigos lo siguiente:
- a. Are each of you over the age of fourteen years?  
¿Cada uno de ustedes es mayor a los 14 años?
  - b. Did you hear the Testator declare to each of you, and to me as the Notary, that this instrument is the Testator’s Will?  
¿Escucharon al Testador declarar ante cada uno de ustedes y ante mí, el Notario, que este documento jurídico es su Testamento?
  - c. Did you hear the Testator request that each of you act as witnesses to the Testator’s Will and signature?  
¿Escucharon al Testador solicitarle a cada uno de ustedes que participe como testigo de su Testamento y firma?
  - d. Did you see the Testator sign the Will in your presence with both of you being present at the same time?  
¿Vieron al Testador firmar el Testamento en su presencia y estando ustedes dos, los testigos, juntos al mismo tiempo?
  - e. Is the Testator eighteen years old or over? (Note: If the Testator is under eighteen, ask if it appears that the Testator is lawfully married, or is a member of the armed forces of the United States or of its auxiliaries, or a member of the Maritime Service.)  
¿El Testador es de 18 años de edad o mayor? (Nota: Si el Testador es menor a los 18 años, pregunte a los Testigos si les parece que el testador está legalmente casado, o es miembro de las fuerzas armadas, fuerzas auxiliares, o del Servicio Marítimo de los Estados Unidos de América.)
  - f. Do you believe that the Testator is of sound mind?  
¿Ustedes creen que el Testador tiene pleno uso de sus facultades mentales?
  - g. Are you signing your names as attesting witnesses in the presence of the Testator, each other, and me as Notary?  
¿Están ustedes firmando como testigos fedatarios en la presencia del Testador, de cada uno de ustedes, y de mí, el Notario?
8. If the witnesses answer yes to all the questions above, have the witnesses sign the Will.  
Si los testigos han respondido con un “sí” a todas las preguntas anteriores, pídeles ahora que firmen el Testamento.
9. Then write the date, sign your signature, and place your seal.  
Por último, escriba la fecha en el Testamento, fírmelo, y coloque su sello oficial.



# Will Form

For a Person Who is Single,  
Widowed, or Divorced and Does Not  
Have Children

**Formulario para Testamento**  
Para una Persona Soltera, Viuda, o  
Divorciada y sin Hijos



## Use this Will Form if:

- You are currently single, widowed and not re-married, or divorced and not re-married; **and**
- You do not have children or grandchildren.

## Do **not** use this Will Form if:

- You are currently married; **or**
- You have children or grandchildren.

## Llene este Formulario para Testamento si:

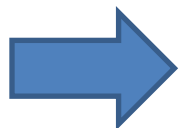
- Usted está actualmente soltero, es viudo sin volverse a casar, o divorciado sin volverse a casar; **y**
- Usted no tiene hijos o nietos.

## **No llene este Formulario para Testamento si:**

- Usted está casado actualmente; **o**
- Usted tiene hijos o nietos.

Go to next page.

Pase a la siguiente página.





Learn more about wills and get more information about filling out this Will Form at [texaslawhelp.org/money-debt/wills-estate-planning](https://texaslawhelp.org/money-debt/wills-estate-planning) or by scanning this QR code with your camera phone:




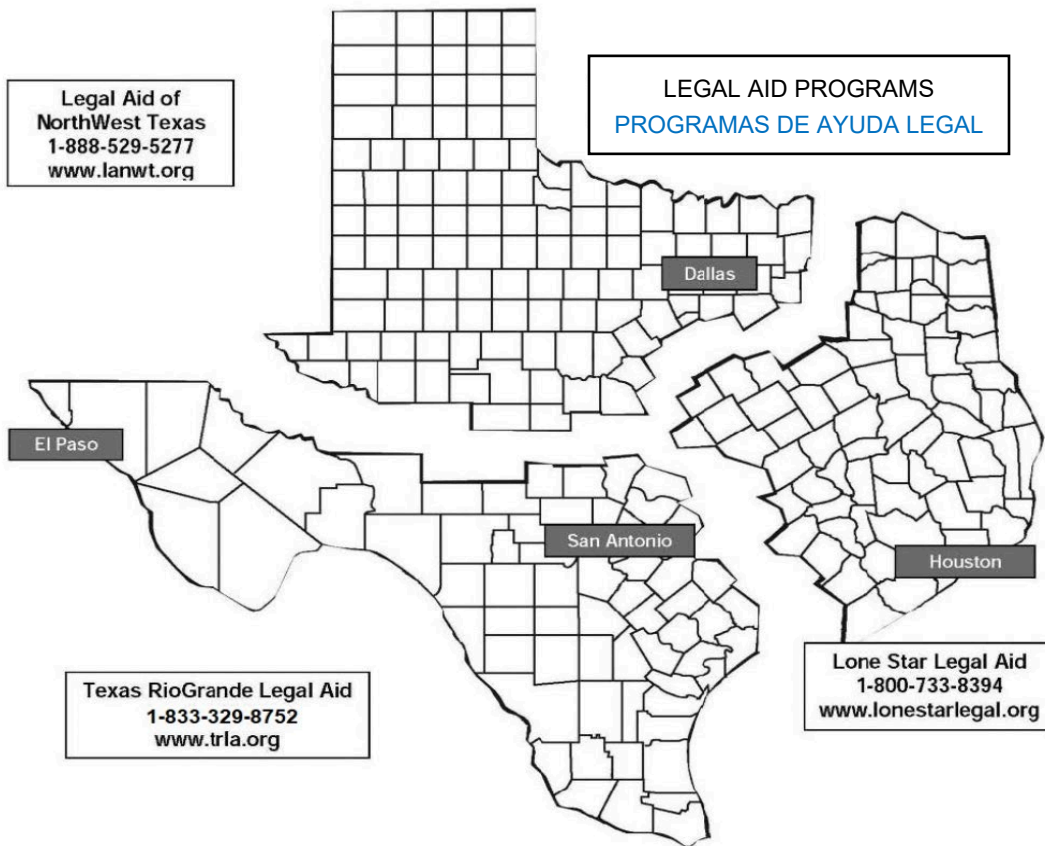
Obtenga mayor información sobre testamentos y cómo llenar este Formulario para Testamento visitando este sitio [texaslawhelp.org/money-debt/wills-estate-planning](https://texaslawhelp.org/money-debt/wills-estate-planning) o escaneando este código QR con la cámara de su celular:



You can fill out this Will Form yourself, but you are encouraged to get a lawyer to help you fill out this Will Form or to review your completed Will Form. Wills are complicated. **This Will Form is not a substitute for legal advice. For information on free and low-cost legal services**, visit [txcourts.gov/programs-services/legal-aid](https://txcourts.gov/programs-services/legal-aid) or call the Legal Aid office that serves your area. Their contact information is shown in the map below. You can also call the State Bar of Texas Lawyer Referral Service at 1-800-252-9690.

Usted mismo puede llenar este Formulario para Testamento, pero se le recomienda conseguir la asesoría de un abogado en derecho para llenar este Formulario para Testamento o revisar el que usted ha llenado. Los testamentos son complicados. **Este Formulario para Testamento no sustituye el consejo legal de un abogado. Para obtener información sobre cómo recibir servicios legales gratuitos o a un bajo costo**, visite el sitio [txcourts.gov/programs-services/legal-aid](https://txcourts.gov/programs-services/legal-aid) o llame a las oficinas de la entidad de asistencia legal que ofrece servicios en su área. Encontrará la información para comunicarse con ellos en el mapa a continuación. También puede llamar al Servicio de Referencia para Asesoría Legal en el Colegio de Abogados de Texas, al teléfono gratuito 1-800-252-9690.






**If you want to give your property or money to someone who gets government benefits, like SSI, Medicaid, or food stamps (SNAP), it could affect their benefits. It might make them ineligible for benefits. You are encouraged to get advice from a lawyer before using this Will Form.**

**Si usted desea legar sus bienes o dinero a una persona que reciba beneficios de asistencia del gobierno, tales como Seguridad de Ingreso Suplementario (SSI), Medicaid, o beneficios de alimentos (SNAP), el hacerlo pudiera afectar los beneficios que la persona reciba. También pudiera causar que esta persona no califique más para recibir estos beneficios. Se le recomienda que consiga asesoría de un abogado en derecho antes de llenar este Formulario para Testamento.**



**If you make a mistake while filling in the Will Form, rip it up, and start over with a new one.**

**Si comete un error al llenar este Formulario para Testamento, rómpalo y empiece de nuevo.**



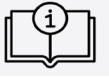


# Will

## Testamento

### Section 1. Identification

### Sección 1. Identificación



Fill in the blanks below on the computer or by hand. Type or clearly write full names (first name, middle name or initial, and last name). If possible, list names as they appear on legal documents like a driver's license, state ID, birth certificate, or other official document.

Llene los espacios en blanco a continuación, en la computadora o a mano. Escriba a máquina o a mano claramente el nombre completo de la persona (primer nombre, segundo nombre o inicial, y apellido). Si es posible, escriba los nombres conforme aparecen en documentos legales tales como una licencia de conducir, identificación estatal personal, acta de nacimiento, u otro documento oficial.

Filling in the blanks on the computer is best because it will help prevent others from changing your Will. If you are filling out this Will Form with a pen, use the same pen to fill in the full Will Form.

El llenar los espacios en blanco en la computadora es mucho mejor, ya que esto ayudará a evitar que otros hagan cambios en su Testamento. Si usted está llenando este Formulario para Testamento con pluma, utilice la misma pluma en todo el Formulario completo.

1.1. My full name is:

Mi nombre completo es: \_\_\_\_\_

<i>First</i>	<i>Middle</i>	<i>Last</i>	<i>Suffix (Jr., Sr., etc.)</i>
<i>Primer nombre</i>	<i>Segundo nombre</i>	<i>Apellido</i>	<i>Sufijo (Jr., Sr., etc.)</i>

I am sometimes also known as:

También soy conocido como: \_\_\_\_\_




If you do not fill in this blank, cross it out by, for example, writing or typing "XXXX".

Si usted no llena esta línea, táchela, por ejemplo, escribiendo a mano o en la computadora "XXXX".

1.2. This is my Will. I revoke and cancel any wills I made before this one.

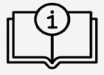
Este es mi Testamento. Yo revoco y cancelo cualquier otro testamento o testamentos que haya elaborado antes de este.



1.3. I am not currently married.  
No estoy casado actualmente.

1.4. I have no children.  
No tengo hijos.

## Section 2. Everything I Own, Except Specific Gifts Sección 2. Todo lo que Poseo, Excepto Regalos Específicos



Section 2 controls what happens to any property and money that you do not give as a specific gift.

A “specific gift” is a specific piece of property that you specifically give to a specific person like a parent, sibling, or other person. If you want to give a specific gift, you can do that in Section 3 below.

Fill in as many boxes as you need. If you do not fill in a box, cross it out by, for example, writing or typing “XXXX”.

La Sección 2 controla lo que ocurre con sus bienes y dinero que no lega como un regalo específico.

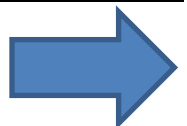
Un “regalo específico” es uno de sus bienes en particular que usted lega específicamente a una persona tal como uno de sus padres o hermanos, o alguien más. Si usted desea legar un regalo específico, puede hacerlo en la Sección 3 más abajo.

Llene tantos espacios como necesite. Si usted no llena un espacio, táchelo, por ejemplo, escribiendo a mano o en la computadora “XXXX”.

I give everything I own, except for any specific gifts, in equal shares to the following person or people who survive me.

Excepto por aquellos regalos específicos, yo lego todo lo que poseo en partes iguales a la persona o personas a continuación que me sobrevivan.

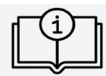
<i>First</i> <i>Primer nombre</i>	<i>Middle</i> <i>Segundo nombre</i>	<i>Last</i> <i>Apellido</i>	<i>Suffix (Jr., Sr., etc.)</i> <i>Sufijo (Jr., Sr., etc.)</i>
<i>First</i> <i>Primer nombre</i>	<i>Middle</i> <i>Segundo nombre</i>	<i>Last</i> <i>Apellido</i>	<i>Suffix</i> <i>Sufijo</i>
<i>First</i> <i>Primer nombre</i>	<i>Middle</i> <i>Segundo nombre</i>	<i>Last</i> <i>Apellido</i>	<i>Suffix</i> <i>Sufijo</i>
<i>First</i> <i>Primer nombre</i>	<i>Middle</i> <i>Segundo nombre</i>	<i>Last</i> <i>Apellido</i>	<i>Suffix</i> <i>Sufijo</i>



<i>First</i> <i>Primer nombre</i>	<i>Middle</i> <i>Segundo nombre</i>	<i>Last</i> <i>Apellido</i>	<i>Suffix</i> <i>Sufijo</i>
<i>First</i> <i>Primer nombre</i>	<i>Middle</i> <i>Segundo nombre</i>	<i>Last</i> <i>Apellido</i>	<i>Suffix</i> <i>Sufijo</i>
<i>First</i> <i>Primer nombre</i>	<i>Middle</i> <i>Segundo nombre</i>	<i>Last</i> <i>Apellido</i>	<i>Suffix</i> <i>Sufijo</i>
<i>First</i> <i>Primer nombre</i>	<i>Middle</i> <i>Segundo nombre</i>	<i>Last</i> <i>Apellido</i>	<i>Suffix</i> <i>Sufijo</i>

## Section 3. Specific Gifts

### Sección 3. Regalos Específicos



A “specific gift” is a specific piece of property that you specifically give to a specific person like a parent, sibling, or other person.


Un “regalo específico” es uno de sus bienes en particular que usted lega específicamente a una persona tal como uno de sus padres o hermanos, o alguien más.

**Section 3 is optional.** You do not have to give a specific gift. You can choose to fill in all, some, or none of the below Subsections (3.1, 3.2, and 3.3). **Section 2 “Everything I Own, Except Specific Gifts” applies to any property that you do not list in Section 3.** In other words, any property that you do not list in Section 3, goes to the person or people you named in Section 2.

**La Sección 3 es opcional.** Usted no tiene que legar un regalo específico a persona alguna. Puede elegir llenar todas, algunas, o ninguna de las Subsecciones a continuación (3.1, 3.2, y 3.3). **La Sección 2 intitulada “Todo lo que Poseo, Excepto Regalos Específicos” aplica para cualquiera de sus bienes que no anote en la Sección 3.** En otras palabras, cualquiera de sus bienes que no indique en la Sección 3, los recibirán las personas que usted nombró en la Sección 2.

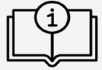
If you want to skip Section 3, cross out all the boxes in Subsections 3.1, 3.2, and 3.3 by, for example, writing or typing “XXXX”.

Si desea saltarse la Sección 3, tache todos los espacios en las Subsecciones 3.1, 3.2, y 3.3, por ejemplo, escribiendo a mano o en la computadora “XXXX”.



### 3.1. Giving My Home

#### Mi Casa como Herencia



**You do not have to fill in Subsection 3.1.** Complete Subsection 3.1 **only if** you want to specifically give your interest in your home to one or more specific parent, sibling, or other person. **If you do not fill in Subsection 3.1, your interest in your home goes to the person or people you named in Section 2.**

Subsection 3.1 does not cover your items inside your home. Those are addressed in Subsection 3.2 “Giving My Personal and Household Items.”

If you do not fill in a box, cross it out by, for example, writing or typing “XXXX”.



If you have filled out something called a “Transfer on Death Deed” form, check it. **Your new Will does not change the beneficiary of that deed. Whoever you’ve named as a beneficiary of that deed will receive your home (even if your Will names someone different) so you may want to change that deed.**

**Usted no tiene que llenar la Subsección 3.1.** Llene la Subsección 3.1 **solamente si** desea específicamente legar su interés de propiedad en su hogar a una persona determinada, o a uno de sus padres o hermanos en particular. **Si usted no llena la Subsección 3.1, su interés de propiedad en su casa será legado a las personas que usted nombró en la Sección 2.**

La Subsección 3.1 no cubre sus pertenencias adentro de su hogar. Se hablará de ellas en la Subsección 3.2, intitulada “Herencia de mis Efectos Personales y del Hogar.”


Si no llena uno de los espacios, táchelo, por ejemplo, escribiendo a mano o en la computadora “XXXX”.

Si usted ha llenado un formulario intitulado “Escritura de traspaso del inmueble de un propietario fallecido,” revíselo. **Su nuevo Testamento no cambia al beneficiario de dicha escritura. La persona que usted designó como el beneficiario de dicha escritura recibirá la casa de usted (aun y cuando usted asigne la casa a otra persona en su Testamento); por ello, usted bien quisiera cambiarlo.**

I give my interest in my home, subject to mortgages and liens, in equal shares to the following person or people who survive me. If none of these people survives me, my interest in my home will pass under Section 2 “Everything I Own, Except for Specific Gifts.”

Yo lego mi interés en propiedad de mi casa, sujeto a hipotecas y gravámenes existentes, en partes iguales, a las siguientes personas que me sobrevivan a mi fallecimiento. Si ninguna de estas personas me sobrevive, mi interés en propiedad de mi casa será legado conforme a la Sección 2, intitulada “Todo lo que Poseo, Excepto Regalos Específicos.”

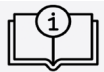
<i>First</i> <i>Primer nombre</i>	<i>Middle</i> <i>Segundo nombre</i>	<i>Last</i> <i>Apellido</i>	<i>Suffix (Jr., Sr., etc.)</i> <i>Sufijo (Jr., Sr., etc.)</i>



<i>First</i> <i>Primer nombre</i>	<i>Middle</i> <i>Segundo nombre</i>	<i>Last</i> <i>Apellido</i>	<i>Suffix</i> <i>Sufijo</i>
<i>First</i> <i>Primer nombre</i>	<i>Middle</i> <i>Segundo nombre</i>	<i>Last</i> <i>Apellido</i>	<i>Suffix</i> <i>Sufijo</i>
<i>First</i> <i>Primer nombre</i>	<i>Middle</i> <i>Segundo nombre</i>	<i>Last</i> <i>Apellido</i>	<i>Suffix</i> <i>Sufijo</i>
<i>First</i> <i>Primer nombre</i>	<i>Middle</i> <i>Segundo nombre</i>	<i>Last</i> <i>Apellido</i>	<i>Suffix</i> <i>Sufijo</i>
<i>First</i> <i>Primer nombre</i>	<i>Middle</i> <i>Segundo nombre</i>	<i>Last</i> <i>Apellido</i>	<i>Suffix</i> <i>Sufijo</i>
<i>First</i> <i>Primer nombre</i>	<i>Middle</i> <i>Segundo nombre</i>	<i>Last</i> <i>Apellido</i>	<i>Suffix</i> <i>Sufijo</i>
<i>First</i> <i>Primer nombre</i>	<i>Middle</i> <i>Segundo nombre</i>	<i>Last</i> <i>Apellido</i>	<i>Suffix</i> <i>Sufijo</i>

### 3.2. Giving My Personal and Household Items

#### Herencia de mis Efectos Personales y del Hogar

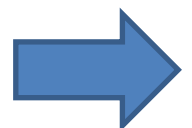


“Personal and household items” means all your household goods, furniture, furnishings, tools, garden equipment, china, silver, works of art, jewelry, clothes, and any other similar items.

**You do not have to fill in Subsection 3.2.** Complete Subsection 3.2 if you want to specifically give your interest in **all** your personal and household items to one or more parent, sibling, or other person.

Los “efectos personales y del hogar” significan todos aquellos artículos domésticos, muebles, accesorios, herramientas, equipo de jardinería, vajillas, artículos de plata, obras de arte, joyería, ropas, y cualesquiera otros enseres similares.

**Usted no tiene que llenar la Subsección 3.2.** Llene la Subsección 3.2 si desea específicamente legar su interés de propiedad en **todos** sus efectos personales y del hogar a una persona o varias personas en particular, ya sean padres, hermanos, o alguien más.



If you want to give a **specific** personal and household item to a specific person, you should use the next Subsection 3.3 “Giving Specific Items or Property.” **You can use both Subsection 3.2 and Subsection 3.3** if you want to give someone a particular item (Subsection 3.3) but still give the bulk of your personal and household items to another person (Subsection 3.2). **Section 2 will apply to any personal or household items you do not give under Subsection 3.2 or Subsection 3.3.**

If you do not fill in a box, cross it out by, for example, writing or typing “XXXX”.

Another helpful word to know in Subsection 3.2 is “Executor.” “Executor” is the person who is appointed by the court to hand out your property and money once you die. The Executor makes sure your wishes stated in this Will are followed to the best of their ability.




If you have filled out something called a “Beneficiary Designation of a Motor Vehicle” form, check it. **Your new Will does not change the beneficiary of that form. Whoever you’ve named as a beneficiary of that form will receive your vehicle (even if your Will names someone different) so you may want to change that form.**

Si usted desea legar un artículo personal y del hogar **específico** a una persona en particular, tendrá que utilizar la Subsección 3.3 a continuación, intitulada “Herencia de Bienes o Artículos Específicos.” **Puede utilizar ambas Subsecciones 3.2 y 3.3** si desea legar un artículo en particular a una persona (Subsección 3.3) mientras que la mayoría de sus efectos personales y del hogar vayan a otra persona (Subsección 3.2). **La Sección 2 aplicará a cualquier artículo personal o del hogar que no legue bajo la Subsección 3.2 o Subsección 3.3.**

Si no llena uno de los espacios, táchelo, por ejemplo, escribiendo a mano o en la computadora “XXXX”.

Otra palabra que es importante que usted entienda en la Subsección 3.2 es “Albacea.” “Albacea” es la persona designada por el tribunal para entregar sus bienes y dinero al fallecimiento de usted. El Albacea se asegura que sus deseos sean cumplidos de la mejor manera posible, conforme usted lo dispuso en su Testamento.

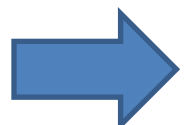
Si usted ha llenado un formulario intitulado “Designación de beneficiarios de vehículo,” revíselo. **Su nuevo Testamento no cambia al beneficiario nombrado en dicho formulario. La persona que usted designó como el beneficiario en dicho formulario recibirá su vehículo (aun y cuando usted asigne el vehículo a otra persona en su Testamento); por ello, usted bien quisiera cambiarlo.**



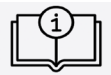
Except for any specific gifts I make in Subsection 3.3 “Giving Specific Items or Property,” I give all of my interest in my personal and household items in equal shares to the following person or persons who survive me. If none of these people survives me, my interest in these items will pass under Section 2 “Everything I Own, Except for Specific Gifts.” My interest in these items shall be divided among them as they agree. If they cannot agree, the Executor will decide.

Excepto por aquellos regalos específicos que yo indique en la Subsección 3.3 intitulada “Herencia de Bienes o Artículos Específicos,” yo lego en partes iguales toda mi porción de propiedad en mis efectos personales y del hogar a la siguiente persona o personas que me sobrevivan. Si ninguna de estas personas me sobrevive, entonces mi porción de propiedad en estos artículos será legada bajo lo indicado en la Sección 2 intitulada “Todo lo que Poseo, Excepto Regalos Específicos.” Mi interés de propiedad en estos artículos será dividido entre estas personas conforme lo acuerden. Si no pueden llegar a un acuerdo, el Albacea lo decidirá.

<i>First</i> <i>Primer nombre</i>	<i>Middle</i> <i>Segundo nombre</i>	<i>Last</i> <i>Apellido</i>	<i>Suffix (Jr., Sr., etc.)</i> <i>Sufijo (Jr., Sr., etc.)</i>
<i>First</i> <i>Primer nombre</i>	<i>Middle</i> <i>Segundo nombre</i>	<i>Last</i> <i>Apellido</i>	<i>Suffix</i> <i>Sufijo</i>
<i>First</i> <i>Primer nombre</i>	<i>Middle</i> <i>Segundo nombre</i>	<i>Last</i> <i>Apellido</i>	<i>Suffix</i> <i>Sufijo</i>
<i>First</i> <i>Primer nombre</i>	<i>Middle</i> <i>Segundo nombre</i>	<i>Last</i> <i>Apellido</i>	<i>Suffix</i> <i>Sufijo</i>
<i>First</i> <i>Primer nombre</i>	<i>Middle</i> <i>Segundo nombre</i>	<i>Last</i> <i>Apellido</i>	<i>Suffix</i> <i>Sufijo</i>
<i>First</i> <i>Primer nombre</i>	<i>Middle</i> <i>Segundo nombre</i>	<i>Last</i> <i>Apellido</i>	<i>Suffix</i> <i>Sufijo</i>
<i>First</i> <i>Primer nombre</i>	<i>Middle</i> <i>Segundo nombre</i>	<i>Last</i> <i>Apellido</i>	<i>Suffix</i> <i>Sufijo</i>
<i>First</i> <i>Primer nombre</i>	<i>Middle</i> <i>Segundo nombre</i>	<i>Last</i> <i>Apellido</i>	<i>Suffix</i> <i>Sufijo</i>



### 3.3. Giving Specific Items or Property Herencia de Bienes o Artículos Específicos



**You do not have to fill in Subsection 3.3.** You can use Subsection 3.3 to specifically give a **specific item or a specific amount of money** to a specific parent, sibling, or other person. Examples include a vehicle, a boat, a piece of jewelry, a valuable item, a particular item in your home, real estate other than your home, a bank account, and other items. **Section 2 will apply to any items you do not give under Subsection 3.2 or Subsection 3.3.**

If you do not fill in a box, cross it out by, for example, writing or typing “XXXX”.


**Usted no tiene que llenar esta Subsección 3.3.** Sin embargo, puede utilizar la Subsección 3.3 para legar específicamente un **artículo determinado o una cantidad de dinero en particular** a uno de sus padres, hermanos, o alguna otra persona. Se incluyen, como ejemplos, un vehículo, una lancha, una pieza de joyería, un objeto de valor, un artículo especial en su hogar, un bien raíz además de su casa, una cuenta bancaria, y otros enseres. **La Sección 2 aplicará para cualquier otro artículo que usted no haya legado bajo las Subsecciones 3.2 o 3.3.**

Si no llena uno de los espacios, táchelo, por ejemplo, escribiendo a mano o en la computadora “XXXX”.

I give my interest in each item listed below to the person named next to the item if that person survives me.

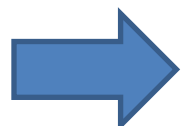
Lego mi interés de propiedad de cada uno de los artículos mencionados a continuación a la persona cuyo nombre aparece al lado del artículo, si es que esta persona me sobrevive.

<b>Item(s) to be given:</b> <b>Artículos a ser legados:</b>	<b>Full name of person getting item(s):</b> <b>Nombre completo de la persona que los recibe:</b>
<i>Describe item(s) in detail.</i> <i>Describe los artículos en detalle.</i>	<i>First / Middle / Last / Suffix (Jr., Sr., etc.)</i> <i>Primer nombre / Segundo nombre / Apellido / Sufijo (Jr., Sr., etc.)</i>
<i>Describe item(s) in detail.</i> <i>Describe los artículos en detalle.</i>	<i>First / Middle / Last / Suffix</i> <i>Primer nombre / Segundo nombre / Apellido / Sufijo</i>



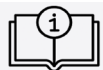


<i>Describe item(s) in detail. Describe los artículos en detalle.</i>	<i>First / Middle / Last / Suffix Primer nombre / Segundo nombre / Apellido / Sufijo</i>
<i>Describe item(s) in detail. Describe los artículos en detalle.</i>	<i>First / Middle / Last / Suffix Primer nombre / Segundo nombre / Apellido / Sufijo</i>
<i>Describe item(s) in detail. Describe los artículos en detalle.</i>	<i>First / Middle / Last / Suffix Primer nombre / Segundo nombre / Apellido / Sufijo</i>
<i>Describe item(s) in detail. Describe los artículos en detalle.</i>	<i>First / Middle / Last / Suffix Primer nombre / Segundo nombre / Apellido / Sufijo</i>
<i>Describe item(s) in detail. Describe los artículos en detalle.</i>	<i>First / Middle / Last / Suffix Primer nombre / Segundo nombre / Apellido / Sufijo</i>
<i>Describe item(s) in detail. Describe los artículos en detalle.</i>	<i>First / Middle / Last / Suffix Primer nombre / Segundo nombre / Apellido / Sufijo</i>
<i>Describe item(s) in detail. Describe los artículos en detalle.</i>	<i>First / Middle / Last / Suffix Primer nombre / Segundo nombre / Apellido / Sufijo</i>
<i>Describe item(s) in detail. Describe los artículos en detalle.</i>	<i>First / Middle / Last / Suffix Primer nombre / Segundo nombre / Apellido / Sufijo</i>
<i>Describe item(s) in detail. Describe los artículos en detalle.</i>	<i>First / Middle / Last / Suffix Primer nombre / Segundo nombre / Apellido / Sufijo</i>



## Section 4. Independent Executor

### Sección 4: Albacea Independiente



In Section 4, you choose the person you want to be in charge of handing out your property and money after you die. That person is called the “Independent Executor,” and they make sure your wishes in your Will are followed to the best of their ability.

Your Independent Executor must be 18 years old or older. Your Independent Executor **can** be one of your parents, siblings, or someone else. Often, other people will name their parent, sibling, or other trusted person as their Independent Executor.

Your choice of Independent Executor must be approved by the court before they can act in that role. After appointment, the court generally does not supervise the Independent Executor.

If you use this Will Form, you can only have one Independent Executor in charge at a time. But it is best to name a second and third choice in case someone you name cannot serve as Independent Executor.

Some of the Subsections below (4.2, 4.3, and 4.4) have no blanks to fill in. These Subsections are needed for legal reasons. Do not add, change, or delete anything from these Subsections.

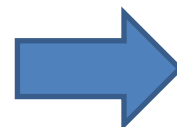
En la Sección 4, usted elige a la persona que desea esté a cargo de hacer entrega de sus bienes y dinero después de su fallecimiento. A esta persona se le conoce como “Albacea Independiente,” quien habrá de asegurarse que sus deseos son cumplidos de la mejor manera posible, conforme usted lo dispuso en su Testamento.

Su Albacea Independiente deberá tener 18 o más años de edad. Su Albacea Independiente **puede** ser uno de sus padres, hermanos, o alguien más. Lo común en las personas que elaboran su testamento es nombrar a uno de sus padres, hermanos, o alguien más de confianza para actuar como Albacea Independiente.

El Albacea Independiente que usted elija deberá ser aprobado por el tribunal antes que pueda ejercer en esa capacidad. Una vez aprobado, por lo general el tribunal no supervisa a un Albacea Independiente.

Si usted utiliza este Formulario para Testamento, solamente podrá nombrar a un solo Albacea Independiente que esté a cargo a la vez; sin embargo, es mejor nombrar también a un segundo y un tercero como opciones adicionales, en la eventualidad que uno de los que nombre no pueda ejercer como su Albacea Independiente.

Algunas de las Subsecciones a continuación (4.2, 4.3, y 4.4) no tienen espacios a ser llenados. Estas Subsecciones son necesarias por razones legales. No agregue, cambie, o borre nada en estas Subsecciones.



If you do not fill in a box, cross it out by, for example, writing or typing “XXXX”.


Other helpful words to know in Section 4 are:

- “Beneficiary” means anyone you choose to receive property or money in your Will.
- “Bond” means a deposit used to help make sure the Executor does what the Will asks the Executor to do.
- “Estate” includes all the things you own when you die. Examples are houses, buildings, land, vehicles, money in bank accounts, cash, jewelry, furniture, clothes, and other items in your home.
- “Personal property” includes, but is not limited to, cash and bank accounts, clothing, household furnishings, vehicles, and jewelry.
- “Real property” means land and improvements, like a house. It also includes oil, gas, and other mineral rights.

Si no llena uno de los espacios, táchelo, por ejemplo, escribiendo a mano o en la computadora “XXXX”.

Otras palabras que es importante las entienda en la Sección 4 son:

- “Beneficiario” significa cualquier persona que usted ha elegido para legarle bienes o dinero en su Testamento.
- “Garantía testamentaria” significa un depósito monetario para garantizar que el Albacea cumpla con lo dispuesto en el Testamento.
- “Patrimonio” incluye todo lo que usted posea al momento de fallecer. Algunos ejemplos son casas, edificios, terrenos, vehículos, dinero en cuentas bancarias, dinero en efectivo, joyas, muebles, ropas, y otros artículos en su hogar.
- “Bienes muebles” incluye, entre otros, dinero en efectivo y en cuentas bancarias, ropas, mobiliario en el hogar, vehículos, y joyas.
- “Bienes inmuebles” significa un terreno y las mejoras en él, como una casa. También incluye derechos de petróleo, gas, y otros minerales.



**4.1.** I name the following persons in the order listed to be appointed as sole Independent Executor of my Will and estate. If a person does not serve or stops serving for any reason, then I name the next listed person.

Yo nombro a las siguientes personas, en el orden que aparecen a continuación, para ser designadas como Albacea Independiente de mi Testamento y patrimonio sucesorio. Si la persona no ejerce como tal o deja de hacerlo por cualquier razón, nombro entonces a la siguiente persona en la lista.

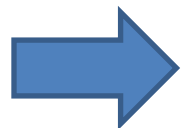
<p>1. Name of First Choice for Independent Executor: Nombre de mi Selección Preferencial como Albacea Independiente:</p> <p><i>First / Middle / Last / Suffix (Jr., Sr., etc.)</i> <i>Primer nombre / Segundo nombre / Apellido / Sufijo (Jr., Sr., etc.)</i></p>
<p>2. Name of Second Choice for Independent Executor: Nombre de mi Segunda Selección como Albacea Independiente en Ausencia de la Preferencial:</p> <p><i>First / Middle / Last / Suffix</i> <i>Primer nombre / Segundo nombre / Apellido / Sufijo</i></p>
<p>3. Name of Third Choice for Independent Executor: Nombre de mi Tercera Selección como Albacea Independiente en Ausencia de las dos Anteriores:</p> <p><i>First / Middle / Last / Suffix</i> <i>Primer nombre / Segundo nombre / Apellido / Sufijo</i></p>

**4.2.** My Independent Executor is not required to post a bond in any jurisdiction.

A mi Albacea Independiente no se le requiere que deposite una garantía testamentaria ante ninguna competencia judicial.

**4.3.** Once appointed by the Court, the Independent Executor shall administer and distribute the estate as required by law, including the payment of any debts of the estate. The power to administer the estate includes the power to sell real property and personal property. The Independent Executor can act without the consent of my beneficiaries.

Una vez designado por un tribunal, mi Albacea Independiente habrá de administrar y distribuir mi patrimonio sucesorio conforme lo requiere la ley, incluyendo el pago de cualquier adeudo que se cobre a la administración del patrimonio. La facultad de administrar mi patrimonio sucesorio incluye la atribución de vender bienes muebles y bienes inmuebles. Mi Albacea Independiente podrá ejercer sus funciones sin el consentimiento de mis beneficiarios.

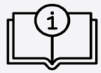


- 4.4. No action shall be had in the Court in relation to the settlement of my Estate other than the probating and recording of this Will, notice to beneficiaries as required by the Texas Estates Code, and the return of any required inventory, appraisalment, and list of claims owed to or by my estate.

Las únicas acciones procesales que se llevarán a cabo ante el tribunal en relación a la liquidación de mi patrimonio serán: la validación y ratificación en actas del presente Testamento, la notificación a beneficiarios exigida bajo el Código Sucesorio de Texas, y la presentación ante tribunales de cualquier inventario, avalúo, y lista de pagos pendientes a favor del patrimonio o adeudados por el patrimonio.

## Section 5. Custodian for People Under Age 21 Who Receive Gifts Under This Will

### Sección 5. Custodio para Menores a los 21 Años que Reciban Regalos bajo este Testamento



Section 5 controls who manages any money or property you give to a person who is under 21 years old. The manager is the “Custodian.”

La Sección 5 controla quién habrá de administrar los bienes o el dinero que usted legue a una persona menor a los 21 años de edad. El “Custodio” es el administrador.

Do not add, change, or delete any words in Section 5. Section 5 is needed for legal reasons.


No agregue, altere, o borre ninguna palabra dentro de la Sección 5. La Sección 5 es necesaria por razones legales.

Other helpful words to know in Section 5:

Otras palabras que es importante las entienda en la Sección 5 son:

- “Beneficiary” means anyone you choose to receive property or money in your Will.
- “Executor” is the person who is appointed by the court to be in charge of handing out your property and money once you die. The executor makes sure your wishes stated in this Will are followed to the best of their ability.

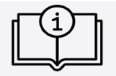
- “Beneficiario” significa cualquier persona que usted ha elegido para legarle bienes o dinero en su Testamento.
- “Albacea” es la persona designada por el tribunal para hacerse cargo de la entrega de sus bienes y dinero al fallecimiento de usted. El Albacea se asegura que sus deseos sean cumplidos de la mejor manera posible, conforme usted lo dispuso en su Testamento.



- 5.1.** Any gift to a person under 21 may instead be delivered to a Custodian for that person under the Uniform Transfers to Minors Act of Texas or any other state.  
Cualquier regalo que se legue a una persona menor a los 21 años podrá ser entregado al Custodio de esta persona, conforme lo dicta la *Ley de Transferencia Uniforme de Bienes a Menores de Edad en Texas*, o en cualquier otro estado.
- 5.2.** My Executor may name a Custodian for any beneficiary under age 21.  
Mi Albacea podrá nombrar a un Custodio para cualquier beneficiario menor a los 21 años de edad.
- 5.3.** My Executor may consider appointing a beneficiary's surviving parent as Custodian but is not required to do so.  
Mi Albacea podrá considerar el nombrar como Custodio a uno de los padres del beneficiario que me sobreviva, pero no se le exige que lo haga.
- 5.4.** My Executor may name different Custodians for different beneficiaries.  
Mi Albacea podrá nombrar a diferentes Custodios para diferentes beneficiarios.
- 5.5.** My Executor may also serve as Custodian.  
Mi Albacea también podrá desempeñar la función de Custodio.

## **Section 6. Texas Law Applies and Survivorship**


### **Sección 6. El Derecho Sucesorio de Texas Rige y la Supervivencia**



Do not add, change, or delete any words in Section 6. Section 6 is needed for legal reasons.

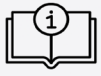
No agregue, altere, o borre ninguna palabra dentro de la sección 6. Esta sección es necesaria por razones legales.

- 6.1.** Texas law shall apply to all matters related to this Will.  
El derecho sucesorio de Texas regirá en todo asunto relacionado con este Testamento.
- 6.2.** No person shall be considered to have survived me unless that person is living 30 days after my death.  
A ninguna persona se le habrá de considerar como sobreviviente a mi fallecimiento, a menos que esta persona se encuentre viva 30 días después de mi fallecimiento.



## Section 7. Execution, Attestation, and Self-Proof of Will

### Sección 7. Celebración, Atestiguación, y Autenticación del Testamento



Once you have filled out your Will, you will need to get two Witnesses and a Notary together with you for a signing ceremony. **At the signing ceremony, give the Notary the “Notary Public Instructions” on page 24 of this Will Form.** At the signing ceremony, you, the two Witnesses, and the Notary will watch each other sign your Will. **Do not sign until you, the two Witnesses, and the Notary are all in the same room.** No one should leave the room until everyone has signed. Sign in blue ink if possible.

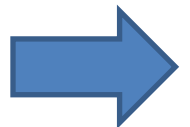
Helpful terms to know in Section 7 are:

- “Execute” means sign.
- “Notary” is a person authorized by Texas to swear that the people signing your Will are who they say they are. A Notary will sign and put a seal on your Will.
- “Testator” means you.
- “Witnesses” means the two people who watch you sign your Will. They will sign their names to your Will when you all are in the same room with a notary. **They should not be people who are receiving gifts in your Will.**

Una vez que haya terminado su Testamento, necesitará reunir a dos Testigos y un Notario para la ceremonia de firmas. **Durante la ceremonia de firmas, entregue al notario las “Instrucciones para el Notario” que encontrará en la página 24 de este Formulario para Testamento.** En la ceremonia de firmas usted, los dos Testigos y el Notario presenciarán el momento en que cada uno firme el Testamento. **Nadie deberá firmar hasta que usted, los dos Testigos y el Notario se encuentren juntos en la misma sala.** Y nadie habrá de salir de la sala hasta que todos y cada uno haya firmado. De preferencia, firmen con pluma de tinta azul.

Las palabras que es importante las entienda en la Sección 7 son:

- “Celebrar” significa firmar.
- “Notario” es una persona autorizada por el estado de Texas para prestar juramento que los firmantes en el Testamento son las personas quienes dicen ser. Un Notario habrá de dar fe con su firma y sello oficial de las firmas hechas ante él.
- “Testador” es usted.
- “Testigos” son las personas que lo vieron firmar su Testamento. Ellos habrán de firmar su Testamento cuando todos estén reunidos en la misma sala con un notario. **Ellos no podrán ser parte de las personas que recibirán algún regalo o herencia en su Testamento.**



- 7.1. Before me, the undersigned authority, on this day personally appeared the following:  
Ante mí, la autoridad que suscribe, el día de hoy comparecieron personalmente las siguientes personas:



Print or type names here. Do not sign here.

Escriba a máquina o a mano con letra de molde los nombres en este espacio. No firme aquí.

Testator (*First, Middle, Last, Suffix (Jr., Sr., etc.)*)

El Testador (*Primer nombre, Segundo nombre, Apellido, Sufijo (Jr., Sr., etc.)*)

First Witness (*First, Middle, Last, Suffix (Jr., Sr., etc.)*)

El Primer Testigo (*Primer nombre, Segundo nombre, Apellido, Sufijo (Jr., Sr., etc.)*)


Second Witness (*First, Middle, Last, Suffix (Jr., Sr., etc.)*)

El Segundo Testigo (*Primer nombre, Segundo nombre, Apellido, Sufijo (Jr., Sr., etc.)*)

- 7.2. I, as the Testator, after being duly sworn, declare to the undersigned Witnesses and to the undersigned authority:

Yo, el Testador, después de haber sido debidamente juramentado, declaro ante los Testigos firmantes y ante la autoridad que suscribe lo siguiente:

- a. This instrument is my Will.  
Este documento legal es mi Testamento.
- b. I willingly make and execute this Will as my free act and deed.  
Yo redacto y celebro este Testamento como un acto realizado de mi propia y libre voluntad.
- c. I execute this Will in the presence of the undersigned Witnesses, all of whom are present at the same time.  
Yo celebro este Testamento en la presencia de los Testigos abajo firmantes, estando todos ellos presentes al mismo tiempo.
- d. I request each of the undersigned Witnesses to sign this Will in my presence and in the presence of each other.  
Yo solicito a cada uno de los Testigos abajo firmantes que coloquen su firma en este Testamento, en mi presencia, y en la presencia de cada uno de ellos.





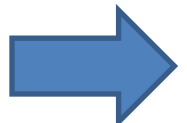
- e. I now sign this Will in the presence of the attesting Witnesses and the undersigned authority on:  
Ahora yo firmo este Testamento en la presencia de los Testigos abajo firmantes y de la autoridad que lo suscribe el día:

\_\_\_\_\_/\_\_\_\_\_/\_\_\_\_\_.  
*Month / Day / Year*  
*Mes / Día / Año*

---

***Testator: Sign your name here.***  
***Testador: Coloque su firma aquí.***

- 7.3. The undersigned Witnesses, after being duly sworn, declare to the Testator and to the undersigned authority:  
Los Testigos abajo firmantes, después de haber sido debidamente juramentados, declaran ante el Testador y la autoridad que suscribe lo siguiente:
- a. The Testator declared to us that this instrument is the Testator's Will.  
El Testador declaró ante nosotros que este documento es su Testamento.
  - b. The Testator requested us to act as Witnesses to the Testator's Will and signature.  
El Testador nos solicitó que actuemos como Testigos de su Testamento y su firma.
  - c. The Testator then signed this Will in our presence, all of us being present at the same time.  
A continuación, el Testador procedió a firmar su Testamento en nuestra presencia, estando todos nosotros presentes al mismo tiempo.
  - d. The Testator is 18 years of age or over (or being under such age, is or has been lawfully married, or is a member of the armed forces of the United States or of an auxiliary of the armed forces of the United States or of the United States Maritime Service).  
El Testador es de 18 años de edad o mayor (o siendo menor está o ha sido casado legalmente, o es miembro de las fuerzas armadas, fuerzas auxiliares o del Servicio Marítimo de los Estados Unidos de América).
  - e. We believe the Testator to be of sound mind.  
Creemos que el Testador tiene pleno uso de sus facultades mentales.
  - f. We are each at least 14 years of age.  
Cada uno de nosotros tiene 14 años de edad por lo menos.



g. We now sign our names as attesting Witnesses in the presence of the Testator, each other, and the undersigned authority on:

Ahora firmamos como Testigos fedatarios, ante la presencia del Testador, de cada uno de nosotros y de la autoridad que suscribe, el día:

\_\_\_\_\_/\_\_\_\_\_/\_\_\_\_\_.  
Month / Day / Year  
Mes / Día / Año

\_\_\_\_\_  
**First Witness signs here.**  
**Primer Testigo firma aquí.**

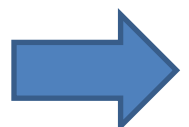
\_\_\_\_\_  
**Second Witness signs here.**  
**Segundo Testigo firma aquí.**

7.4. Subscribed and sworn to before me by the Testator and the Witnesses on:  
Suscrito y juramentado ante mí por el Testador y los Testigos el día:

\_\_\_\_\_/\_\_\_\_\_/\_\_\_\_\_.  
Month / Day / Year  
Mes / Día / Año

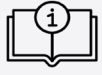
\_\_\_\_\_  
**Notary Public, State of Texas**  
**Notario, Estado de Texas**

End of Will  
Fin del Testamento



# Next Steps

## Al Finalizar el Testamento



Now that you are done completing and signing your Will, you should:

- Staple your Will and **do not** unstaple it.
- Make as many copies of your Will as you want after stapling the original. **Do not** take out the staples to copy.
- Keep your original signed Will in a safe place.
- Tell the person you have chosen to be your Independent Executor that you have a Will and where the original Will is located.

Whether you tell anyone receiving gifts in your Will is up to you.

When you die, your original Will must be probated to have any effect. “Probate” means to establish that your Will is valid in court. There is a 4-year deadline from the date of your death to probate the Will.



**Go check your retirement accounts, bank accounts, and insurance plans to see if you have named someone (called a “beneficiary”) to receive the benefits of those accounts or insurance plans when you die.**


Ahora que se ha firmado y finalizado su Testamento, deberá hacer lo siguiente:

- Engrape su Testamento y **no vuelva** a desengraparlo.
- Haga todas las copias que quiera de su Testamento después de haber engrapado el original. **No desengrape** el original para hacer las copias.
- Mantenga el original de su Testamento ya firmado en un lugar seguro.
- Informe a la persona que eligió como Albacea Independiente que usted ya tiene un Testamento y el lugar en donde ha guardado el original.

Usted decidirá si les informa o no a aquellas personas que les legó alguna herencia o regalo en su Testamento.

Cuando usted fallezca, el original de su Testamento deberá ser validado judicialmente para que tenga efecto. Una “validación testamentaria” significa el validar su Testamento ante un tribunal. Hay un plazo de cuatro años a partir de la fecha de su fallecimiento para validar judicialmente su Testamento.

**Revise si en sus cuentas de jubilación, cuentas bancarias, pólizas de seguros y demás, usted ha nombrado a alguna persona (conocida como “beneficiario”) para recibir los beneficios de estas cuentas o pólizas de seguro a su fallecimiento.**



If you have filled out something called a “Transfer on Death Deed” or a “Beneficiary Designation of a Motor Vehicle” form, check them too. **Your new Will does not change the beneficiary of those accounts, insurance plans, deeds, or forms.** Anyone you’ve named as a beneficiary of those accounts, insurance plans, deeds, or forms will receive their benefits, even if your Will names someone different.

Si usted ha llenado algún formulario intitulado ya sea “Escritura de traspaso del inmueble de un propietario fallecido” o “Designación de beneficiarios de vehículo,” revíselos también. **Su nuevo Testamento no cambia al beneficiario de estas cuentas, pólizas de seguros, escrituras, o formularios.** Aquellos que haya nombrado como beneficiario de estas cuentas bancarias, pólizas de seguros, escrituras, o formularios recibirán esos beneficios, aun y cuando en su Testamento usted nombre a alguien diferente.




If your situation changes (for example, you get married or have a child), you may need to make a new Will. **If you make any changes to your Will after you sign it, those changes are not valid. If you want to change anything, rip your Will up and start over with a new one.**

Si su situación cambia (por ejemplo, usted se casa o tiene un hijo), necesitará elaborar un nuevo Testamento. **Si usted hace algún cambio en su Testamento después de firmado, esos cambios no son válidos. Por ello, si quiere cambiar algo, rompa su Testamento e inicie la elaboración de uno nuevo.**

# Notary Public Instructions

## Instrucciones para el Notario

1. Make sure that the Testator and witnesses are present at the same time.  
Asegúrese que todos, el Testador y los testigos, estén presentes al mismo tiempo.
2. No person receiving property in this Will should act as a witness or notary.  
Ninguna persona que vaya a recibir bienes en este Testamento deberá actuar como testigo o notario.
3. Verify the identity of the Testator and the witnesses (personal knowledge, driver's license, etc.).  
Verifique la identidad del Testador y de los testigos (por conocimiento personal, licencia de conducir, etc.).
4. Administer an oath to everyone present to truthfully answer all of the questions you will be asking.  
Tome juramento a todos los presentes que habrán de responder con la verdad a todas las preguntas que usted les haga.
5. Ask the Testator the following:  
Pregunte al Testador lo siguiente:
  - a. Is your testimony that you are declaring to the witnesses and to me, the Notary, that this instrument is your Will?  
¿Declara usted ante los testigos y ante mí, el Notario, que este documento es su Testamento?
  - b. Are you saying that the Will is willingly made by you and that it is being executed in the presence of these witnesses, and me as the Notary, all of whom are present at the same time?  
¿Declara usted que este Testamento fue elaborado por usted voluntariamente y que lo celebra en la presencia de estos testigos y de mí, el Notario, quienes nos encontramos todos juntos presentes al mismo tiempo?
  - c. Is this your free act and deed?  
¿Usted lleva a cabo este acto por su libre voluntad?
  - d. Are you requesting that each witness sign this Will in your presence and in the presence of each other?  
¿Usted está solicitando a cada uno de los testigos que firme este Testamento en presencia suya y en presencia de cada uno de ellos?



6. If the Testator answers yes to all the questions above, have the Testator sign the Will.  
Si el Testador ha respondido con un “sí” a todas las preguntas anteriores, pídale ahora que firme el Testamento.
7. While the Testator is signing the Will, ask the witnesses the following:  
Mientras el Testador firma el Testamento, pregunte a los testigos lo siguiente:
- a. Are each of you over the age of fourteen years?  
¿Cada uno de ustedes es mayor a los 14 años?
  - b. Did you hear the Testator declare to each of you, and to me as the Notary, that this instrument is the Testator’s Will?  
¿Escucharon al Testador declarar ante cada uno de ustedes y ante mí, el Notario, que este documento jurídico es su Testamento?
  - c. Did you hear the Testator request that each of you act as witnesses to the Testator’s Will and signature?  
¿Escucharon al Testador solicitarle a cada uno de ustedes que participe como testigo de su Testamento y firma?
  - d. Did you see the Testator sign the Will in your presence with both of you being present at the same time?  
¿Vieron al Testador firmar el Testamento en su presencia y estando ustedes dos, los testigos, juntos al mismo tiempo?
  - e. Is the Testator eighteen years old or over? (Note: If the Testator is under eighteen, ask if it appears that the Testator is lawfully married, or is a member of the armed forces of the United States or of its auxiliaries, or a member of the Maritime Service.)  
¿El Testador es de 18 años de edad o mayor? (Nota: Si el Testador es menor a los 18 años, pregunte a los Testigos si les parece que el testador está legalmente casado, o es miembro de las fuerzas armadas, fuerzas auxiliares, o del Servicio Marítimo de los Estados Unidos de América.)
  - f. Do you believe that the Testator is of sound mind?  
¿Ustedes creen que el Testador tiene pleno uso de sus facultades mentales?
  - g. Are you signing your names as attesting witnesses in the presence of the Testator, each other, and me as notary?  
¿Están ustedes firmando como testigos fedatarios en la presencia del Testador, de cada uno de ustedes, y de mí, el notario?
8. If the witnesses answer yes to all the questions above, have the witnesses sign the Will.  
Si los testigos han respondido con un “sí” a todas las preguntas anteriores, pídeles ahora que firmen el Testamento.
9. Then write the date, sign your signature, and place your seal.  
Por último, escriba la fecha en el Testamento, fírmelo, y coloque su sello oficial.



# Will Form

## For a Married Person Who Does Not Have Children

## Formulario para Testamento Para una Persona Casada sin Hijos



### Use this Will Form if:

- You are currently married;
- Your spouse is alive;
- You do not have children or grandchildren; **and**
- You want to give your property and money to your spouse when you die.

### Do **not** use this Will Form if:

- You are currently single, widowed and not re-married, or divorced and not re-married;
- You have children or grandchildren; **or**
- You do **not** want to give your property and money to your spouse when you die

### Llene este Formulario para Testamento si:

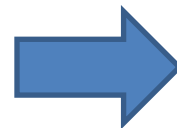
- Usted está actualmente casado;
- Su cónyuge está con vida;
- Usted no tiene hijos o nietos; **y**
- Usted desea legar sus bienes y dinero a su cónyuge cuando fallezca.

### **No** llene este Formulario para Testamento si:

- Usted está actualmente soltero, es viudo sin volverse a casar, o divorciado sin volverse a casar;
- Usted tiene hijos o nietos; **o**
- Usted **no** desea legar sus bienes y dinero a su cónyuge cuando fallezca.

Go to next page.

Pase a la siguiente página.





Learn more about wills and get more information about filling out this Will Form at [texaslawhelp.org/money-debt/wills-estate-planning](https://texaslawhelp.org/money-debt/wills-estate-planning) or by scanning this QR code with your camera phone:




Obtenga mayor información sobre testamentos y cómo llenar este Formulario para Testamento visitando este sitio [texaslawhelp.org/money-debt/wills-estate-planning](https://texaslawhelp.org/money-debt/wills-estate-planning) o escaneando este código QR con la cámara de su celular:

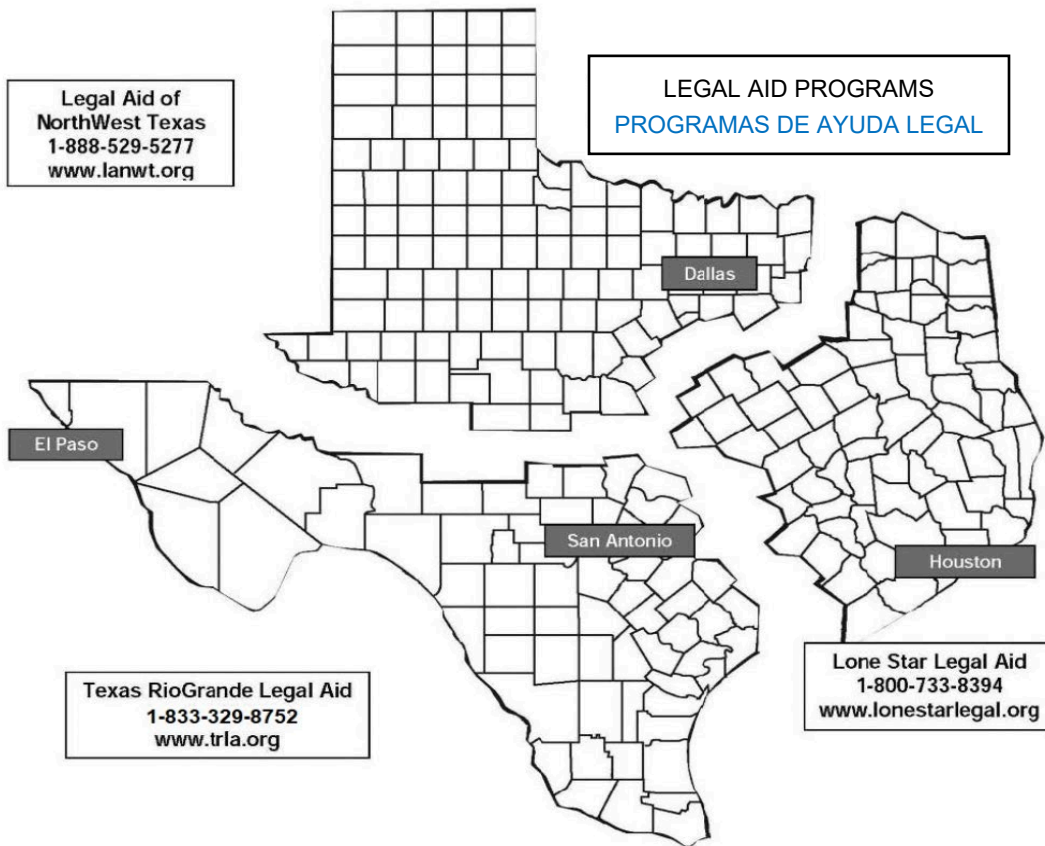


You can fill out this Will Form yourself, but you are encouraged to get a lawyer to help you fill out this Will Form or to review your completed Will Form. Wills are complicated. **This Will Form is not a substitute for legal advice. For information on free and low-cost legal services**, visit [txcourts.gov/programs-services/legal-aid](https://txcourts.gov/programs-services/legal-aid) or call the Legal Aid office that serves your area. Their contact information is shown in the map below. You can also call the State Bar of Texas Lawyer Referral Service at 1-800-252-9690.

Usted mismo puede llenar este Formulario para Testamento, pero se le recomienda conseguir la asesoría de un abogado en derecho para llenar este Formulario para Testamento o revisar el que usted ha llenado. Los testamentos son complicados. **Este Formulario para Testamento no sustituye el consejo legal de un abogado. Para obtener información sobre cómo recibir servicios legales gratuitos o a un bajo costo**, visite el sitio [txcourts.gov/programs-services/legal-aid](https://txcourts.gov/programs-services/legal-aid) o llame a las oficinas de la entidad de asistencia legal que ofrece servicios en su área. Encontrará la información para comunicarse con ellos en el mapa a continuación. También puede llamar al Servicio de Referencia para Asesoría Legal en el Colegio de Abogados de Texas, al teléfono gratuito 1-800-252-9690.








**If you want to give your property or money to someone who gets government benefits, like SSI, Medicaid, or food stamps (SNAP), it could affect their benefits. It might make them ineligible for benefits. You are encouraged to get advice from a lawyer before using this Will Form.**

**Si usted desea legar sus bienes o dinero a una persona que reciba beneficios de asistencia del gobierno, tales como Seguridad de Ingreso Suplementario (SSI), Medicaid, o beneficios de alimentos (SNAP), el hacerlo pudiera afectar los beneficios que la persona reciba. También pudiera causar que esta persona no califique más para recibir estos beneficios. Se le recomienda que consiga asesoría de un abogado en derecho antes de llenar este Formulario para Testamento.**



**If you make a mistake while filling in the Will Form, rip it up, and start over with a new one.**

**Si comete un error al llenar este Formulario para Testamento, rómpalo y empiece de nuevo.**

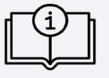


# Will

## Testamento

### Section 1. Identification

### Sección 1. Identificación



Fill in the blanks below on the computer or by hand. Type or clearly write full names (first name, middle name or initial, and last name). If possible, list names as they appear on legal documents like a driver's license, state ID, birth certificate, or other official document.

Llene los espacios en blanco a continuación, en la computadora o a mano. Escriba a máquina o a mano claramente el nombre completo de la persona (primer nombre, segundo nombre o inicial, y apellido). Si es posible, escriba los nombres conforme aparecen en documentos legales tales como una licencia de conducir, identificación estatal personal, acta de nacimiento, u otro documento oficial.

Filling in the blanks on the computer is best because it will help prevent others from changing your Will. If you are filling out this Will Form with a pen, use the same pen to fill in the full Will Form.

El llenar los espacios en blanco en la computadora es mucho mejor, ya que esto ayudará a evitar que otros hagan cambios en su Testamento. Si usted está llenando este Formulario para Testamento con pluma, utilice la misma pluma en todo el Formulario completo.

1.1. My full name is:

Mi nombre completo es: \_\_\_\_\_

<i>First</i>	<i>Middle</i>	<i>Last</i>	<i>Suffix (Jr., Sr., etc.)</i>
<i>Primer nombre</i>	<i>Segundo nombre</i>	<i>Apellido</i>	<i>Sufijo (Jr., Sr., etc.)</i>

I am sometimes also known as:

También soy conocido como: \_\_\_\_\_




If you do not fill in this blank, cross it out by, for example, writing or typing "XXXX".

Si usted no llena esta línea, táchela, por ejemplo, escribiendo a mano o en la computadora "XXXX".

1.2. This is my Will. I revoke and cancel any wills I made before this one.

Este es mi Testamento. Yo revoco y cancelo cualquier otro testamento o testamentos que haya elaborado antes de este.



- 1.3. I am married to the following person, who is now living:  
Yo estoy casado con la siguiente persona, quien se encuentra con vida:

---

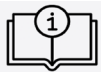
<i>First</i>	<i>Middle</i>	<i>Last</i>	<i>Suffix (Jr., Sr., etc.)</i>
<i>Primer nombre</i>	<i>Segundo nombre</i>	<i>Apellido</i>	<i>Sufijo (Jr., Sr., etc.)</i>

This person will be referred to as “my spouse” in this Will.  
En este Testamento se hace referencia a esta persona como “mi cónyuge.”

- 1.4. I have no children.  
No tengo hijos.

## Section 2. Everything I Own, Except Specific Gifts

### Sección 2. Todo lo que Poseo, Excepto Regalos Específicos



Section 2 controls what happens to any property and money that you do not give as a specific gift.

A “specific gift” is a specific piece of property that you specifically give to a specific person like your spouse, a parent, sibling, or other person. If you want to give a specific gift, you can do that in Section 3 below.

Other helpful words to know in Section 2:

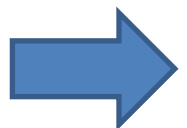
- “Community property” means all property (like your house, jewelry, furniture, etc.) and money acquired by you and your spouse during your marriage, except for separate property, which is defined below.

La Sección 2 controla lo que ocurre con sus bienes y dinero que no lega como un regalo específico.

Un “regalo específico” es uno de sus bienes en particular que usted lega específicamente a una persona en especial, tal como a su cónyuge, uno de sus padres o hermanos, o alguna otra persona. Si usted desea legar un regalo específico, puede hacerlo en la Sección 3 más abajo.

Otras palabras que es importante las entienda en la Sección 2 son:

- “Bienes mancomunados” significa los bienes (como su casa, joyería, muebles, etc.) y el dinero, adquiridos por usted y su cónyuge durante su matrimonio, excepto por aquellos bienes separados que se definen a continuación.



- “Separate property” means property and money you owned before your marriage or received during your marriage by gift or inheritance. It also includes any damages you’ve been awarded during marriage from a personal injury lawsuit, except for damages representing loss of earning capacity.

- “Bienes separados” significa los bienes y el dinero que usted poseía antes de contraer matrimonio o que usted recibió durante su matrimonio como un regalo personal o herencia. También incluye todo dinero que usted haya recibido durante su matrimonio como indemnización por daños y perjuicios, resultante de una demanda legal entablada por lesiones personales causadas por un tercero. Queda excluido el dinero recibido como indemnización por daños y perjuicios resultantes de la pérdida de capacidad laboral.

**2.1.** In this Will, I intend to give away my separate property and only my half of community property.  
*Es mi intención, a través de este Testamento, regalar o heredar mis bienes separados y la mitad de los bienes mancomunados que me corresponda.*

**2.2.** I give everything I own, except for any specific gifts, to my spouse, if my spouse survives me.  
*Yo lego a mi cónyuge, si me sobrevive, todo lo que poseo, con excepción de cualquier regalo específico.*


**2.3.** If my spouse does not survive me, I give everything I own, except for any specific gifts, in equal shares to the following person or people who survive me.  
*Si mi cónyuge no me sobrevive, lego todo lo que poseo en partes iguales, excepto por aquellos regalos específicos, a la persona o personas que me sobrevivan conforme se indica a continuación.*



Fill in as many boxes as you need. If you do not fill in a box, cross it out by, for example, writing or typing “XXXX”.

*Llene todos los espacios que necesite. Si no llena un espacio, táchelo, por ejemplo, escribiendo a mano o en la computadora “XXXX”.*

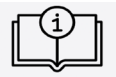
<i>First Primer nombre</i>	<i>Middle Segundo nombre</i>	<i>Last Apellido</i>	<i>Suffix(Jr., Sr., etc.) Sufijo(Jr., Sr., etc.)</i>
<i>First Primer nombre</i>	<i>Middle Segundo nombre</i>	<i>Last Apellido</i>	<i>Suffix Sufijo</i>



<i>First</i> <i>Primer nombre</i>	<i>Middle</i> <i>Segundo nombre</i>	<i>Last</i> <i>Apellido</i>	<i>Suffix</i> <i>Sufijo</i>
<i>First</i> <i>Primer nombre</i>	<i>Middle</i> <i>Segundo nombre</i>	<i>Last</i> <i>Apellido</i>	<i>Suffix</i> <i>Sufijo</i>
<i>First</i> <i>Primer nombre</i>	<i>Middle</i> <i>Segundo nombre</i>	<i>Last</i> <i>Apellido</i>	<i>Suffix</i> <i>Sufijo</i>
<i>First</i> <i>Primer nombre</i>	<i>Middle</i> <i>Segundo nombre</i>	<i>Last</i> <i>Apellido</i>	<i>Suffix</i> <i>Sufijo</i>
<i>First</i> <i>Primer nombre</i>	<i>Middle</i> <i>Segundo nombre</i>	<i>Last</i> <i>Apellido</i>	<i>Suffix</i> <i>Sufijo</i>
<i>First</i> <i>Primer nombre</i>	<i>Middle</i> <i>Segundo nombre</i>	<i>Last</i> <i>Apellido</i>	<i>Suffix</i> <i>Sufijo</i>

## Section 3. Specific Gifts

### Sección 3. Regalos Específicos

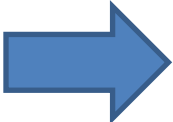


A “specific gift” is a specific piece of property that you specifically give to a specific person like your spouse, a parent, sibling, or other person.

Un “regalo específico” es uno de sus bienes en particular que usted lega específicamente a una persona en especial, tal como a su cónyuge, uno de sus padres o hermanos, o alguna otra persona.

**Section 3 is optional.** You do not have to give a specific gift. You can choose to fill in all, some, or none of the below Subsections (3.1, 3.2, and 3.3). **Section 2 “Everything I Own, Except Specific Gifts” applies to any property that you do not list in Section 3.** In other words, any property that you do not list in Section 3 goes to your spouse or, if your spouse does not survive you, the other person or people you named in Section 2.

**La Sección 3 es opcional.** Usted no tiene que legar un regalo específico a persona alguna. Puede elegir llenar todas, algunas, o ninguna de las subsecciones a continuación (3.1, 3.2, y 3.3). **La Sección 2 intitulada “Todo lo que Poseo, Excepto Regalos Específicos” aplica para cualquiera de sus bienes que no anote en la Sección 3.** En otras palabras, cualquiera de sus bienes que no indique en la Sección 3, los recibirá su cónyuge o, si su cónyuge no lo sobrevive, la otra



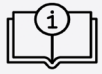
If you want to skip Section 3, cross out all the boxes in Subsections 3.1, 3.2, and 3.3 by, for example, writing or typing “XXXX”.

persona o personas conforme se describe en la Sección 2.

Si desea saltarse la Sección 3, tache todos los espacios en las Subsecciones 3.1, 3.2, y 3.3, por ejemplo, escribiendo a mano o en la computadora “XXXX”.

### 3.1. Giving My Home

#### Mi Casa como Herencia



**You do not have to fill in Subsection 3.1.** Complete Subsection 3.1 **only if** you want to specifically give your interest in your home to your spouse or to one or more parent, sibling, or other person. **If you do not fill in Subsection 3.1, your interest in your home goes to your spouse or, if your spouse does not survive you, it goes to those you named in Section 2.**

**Usted no tiene que llenar la Subsección 3.1.** Llene la Subsección 3.1 **solamente** si desea específicamente legar su interés de propiedad en su hogar a su cónyuge o a uno o varios de sus padres, hermanos, o alguna otra persona. **Si usted no llena la Subsección 3.1, su interés de propiedad en su casa será legado a su cónyuge o, si su cónyuge no lo sobrevive al fallecimiento de usted, será legado entonces a aquellos que usted nombró en la Sección 2.**

Subsection 3.1 does not cover your items inside your home. Those are addressed in Subsection 3.2 “Giving My Personal and Household Items.”

La Subsección 3.1 no cubre sus pertenencias adentro de su hogar. Se hablará de ellas en la Subsección 3.2, intitulada “Herencia de mis Efectos Personales y del Hogar.”


If you do not fill in a box, cross it out by, for example, writing or typing “XXXX”.

Si no llena uno de los espacios, táchelo, por ejemplo, escribiendo a mano o en la computadora “XXXX”.



If you have filled out something called a “Transfer on Death Deed” form, check it. **Your new Will does not change the beneficiary of that deed. Whoever you’ve named as a beneficiary of that deed will receive your home (even if your Will names someone different) so you may want to change that deed.**


Si usted ha llenado un formulario intitulado “Escritura de traspaso del inmueble de un propietario fallecido,” revíselo. **Su nuevo Testamento no cambia al beneficiario de dicha escritura. La persona que usted designó como el beneficiario de dicha escritura recibirá la casa de usted (aun y cuando usted asigne la casa a otra persona en su Testamento); por ello, usted bien quisiera cambiarlo.**



I give my interest in my home, subject to mortgages and liens, in equal shares to the following person or people who survive me. If none of these people survives me, my interest in my home will pass under Section 2 “Everything I Own, Except for Specific Gifts.”

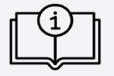
Yo lego mi interés en propiedad de mi casa, sujeto a hipotecas y gravámenes existentes, en partes iguales, a las siguientes personas que me sobrevivan a mi fallecimiento. Si ninguna de estas personas me sobrevive, mi interés en propiedad de mi casa será legado conforme a la Sección 2, intitulada “Todo lo que Poseo, Excepto Regalos Específicos.”

<i>First</i> <i>Primer nombre</i>	<i>Middle</i> <i>Segundo nombre</i>	<i>Last</i> <i>Apellido</i>	<i>Suffix (Jr., Sr., etc.)</i> <i>Sufijo (Jr., Sr., etc.)</i>
<i>First</i> <i>Primer nombre</i>	<i>Middle</i> <i>Segundo nombre</i>	<i>Last</i> <i>Apellido</i>	<i>Suffix</i> <i>Sufijo</i>
<i>First</i> <i>Primer nombre</i>	<i>Middle</i> <i>Segundo nombre</i>	<i>Last</i> <i>Apellido</i>	<i>Suffix</i> <i>Sufijo</i>
<i>First</i> <i>Primer nombre</i>	<i>Middle</i> <i>Segundo nombre</i>	<i>Last</i> <i>Apellido</i>	<i>Suffix</i> <i>Sufijo</i>
<i>First</i> <i>Primer nombre</i>	<i>Middle</i> <i>Segundo nombre</i>	<i>Last</i> <i>Apellido</i>	<i>Suffix</i> <i>Sufijo</i>
<i>First</i> <i>Primer nombre</i>	<i>Middle</i> <i>Segundo nombre</i>	<i>Last</i> <i>Apellido</i>	<i>Suffix</i> <i>Sufijo</i>
<i>First</i> <i>Primer nombre</i>	<i>Middle</i> <i>Segundo nombre</i>	<i>Last</i> <i>Apellido</i>	<i>Suffix</i> <i>Sufijo</i>
<i>First</i> <i>Primer nombre</i>	<i>Middle</i> <i>Segundo nombre</i>	<i>Last</i> <i>Apellido</i>	<i>Suffix</i> <i>Sufijo</i>
<i>First</i> <i>Primer nombre</i>	<i>Middle</i> <i>Segundo nombre</i>	<i>Last</i> <i>Apellido</i>	<i>Suffix</i> <i>Sufijo</i>
<i>First</i> <i>Primer nombre</i>	<i>Middle</i> <i>Segundo nombre</i>	<i>Last</i> <i>Apellido</i>	<i>Suffix</i> <i>Sufijo</i>



## 3.2. Giving My Personal and Household Items

### Herencia de mis Efectos Personales y del Hogar



“Personal and household items” means all your household goods, furniture, furnishings, tools, garden equipment, china, silver, works of art, jewelry, clothes, and any other similar items.

**You do not have to fill in Subsection 3.2.** Complete Subsection 3.2 if you want to specifically give your interest in **all** your personal and household items to your spouse or to one or more parent, sibling, or other person.

If you want to give a **specific** personal and household item to a specific person, you should use the next Subsection 3.3 “Giving Specific Items or Property.” **You can use both Subsection 3.2 and Subsection 3.3** if you want to give someone a particular item (Subsection 3.3) but still give the bulk of your personal and household items to another person (Subsection 3.2). **Section 2 will apply to any personal and household items you do not give under Subsection 3.2 or Subsection 3.3.**

If you do not fill in a box, cross it out by, for example, writing or typing “XXXX”.

Another helpful word to know in Subsection 3.2 is “Executor.” “Executor” is the person who is appointed by the court to hand out your property and money once you die. The Executor makes sure your wishes stated in this Will are followed to the best of their ability.


Los “efectos personales y del hogar” significan todos aquellos artículos domésticos, muebles, accesorios, herramientas, equipo de jardinería, vajillas, artículos de plata, obras de arte, joyería, ropas, y cualesquiera otros enseres similares.

**Usted no tiene que llenar la Subsección 3.2.** Llene la Subsección 3.2 si desea específicamente legar su interés de propiedad en **todos** sus efectos personales a su cónyuge o a uno o varios de sus padres, hermanos o alguien más.

Si usted desea legar un artículo personal o del hogar **específico** a una persona en particular, tendrá que utilizar la Subsección 3.3 a continuación, intitulada “Herencia de Bienes o Artículos Específicos.” **Puede utilizar ambas Subsecciones 3.2 y 3.3** si desea legar un artículo en particular a una persona (Subsección 3.3) mientras que la mayoría de sus efectos personales y del hogar vayan a otra persona (Subsección 3.2). **La Sección 2 aplicará a cualquier artículo personal o del hogar que no legue bajo la Subsección 3.2 o Subsección 3.3.**

Si no llena uno de los espacios, táchelo, por ejemplo, escribiendo a mano o en la computadora “XXXX”.

Otra palabra que es importante que usted entienda en la Subsección 3.2 es “Albacea.” “Albacea” es la persona designada por el tribunal para entregar sus bienes y dinero al fallecimiento de usted. El Albacea se asegura que sus deseos sean cumplidos de la mejor manera posible, conforme usted lo dispuso en su Testamento.







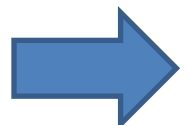
If you have filled out something called a “Beneficiary Designation of a Motor Vehicle” form, check it. **Your new Will does not change the beneficiary of that form. Whoever you’ve named as a beneficiary of that form will receive your vehicle (even if your Will names someone different) so you may want to change that form.**

Si usted ha llenado un formulario intitulado “Designación de beneficiarios de vehículo,” revíselo. **Su nuevo Testamento no cambia al beneficiario nombrado en dicho formulario. La persona que usted designó como el beneficiario en dicho formulario recibirá su vehículo (aun y cuando usted asigne el vehículo a otra persona en su Testamento); por ello, usted bien quisiera cambiarlo.**

Except for any specific gifts I make in Subsection 3.3 “Giving Specific Items or Property,” I give all of my interest in my personal and household items in equal shares to the following person or persons who survive me. If none of these people survives me, my interest in these items will pass under Section 2 “Everything I Own, Except for Specific Gifts.” My interest in these items shall be divided among them as they agree. If they cannot agree, the Executor will decide.

Excepto por aquellos regalos específicos que yo indique en la Subsección 3.3 intitulada “Herencia de Bienes o Artículos Específicos,” yo lego en partes iguales toda mi porción de propiedad en mis efectos personales y del hogar a la siguiente persona o personas que me sobrevivan. Si ninguna de estas personas me sobrevive, entonces mi porción de propiedad en estos artículos será legada bajo lo indicado en la Sección 2 intitulada “Todo lo que Poseo, Excepto Regalos Específicos.” Mi interés de propiedad en estos artículos será dividido entre estas personas conforme lo acuerden. Si no pueden llegar a un acuerdo, el Albacea lo decidirá.

<i>First</i> <i>Primer nombre</i>	<i>Middle</i> <i>Segundo nombre</i>	<i>Last</i> <i>Apellido</i>	<i>Suffix (Jr., Sr., etc.)</i> <i>Sufijo (Jr., Sr., etc.)</i>
<i>First</i> <i>Primer nombre</i>	<i>Middle</i> <i>Segundo nombre</i>	<i>Last</i> <i>Apellido</i>	<i>Suffix</i> <i>Sufijo</i>
<i>First</i> <i>Primer nombre</i>	<i>Middle</i> <i>Segundo nombre</i>	<i>Last</i> <i>Apellido</i>	<i>Suffix</i> <i>Sufijo</i>
<i>First</i> <i>Primer nombre</i>	<i>Middle</i> <i>Segundo nombre</i>	<i>Last</i> <i>Apellido</i>	<i>Suffix</i> <i>Sufijo</i>
<i>First</i> <i>Primer nombre</i>	<i>Middle</i> <i>Segundo nombre</i>	<i>Last</i> <i>Apellido</i>	<i>Suffix</i> <i>Sufijo</i>



<i>First</i> <i>Primer nombre</i>	<i>Middle</i> <i>Segundo nombre</i>	<i>Last</i> <i>Apellido</i>	<i>Suffix (Jr., Sr., etc.)</i> <i>Sufijo (Jr., Sr., etc.)</i>
<i>First</i> <i>Primer nombre</i>	<i>Middle</i> <i>Segundo nombre</i>	<i>Last</i> <i>Apellido</i>	<i>Suffix</i> <i>Sufijo</i>
<i>First</i> <i>Primer nombre</i>	<i>Middle</i> <i>Segundo nombre</i>	<i>Last</i> <i>Apellido</i>	<i>Suffix</i> <i>Sufijo</i>

### 3.3. Giving Specific Items or Property Herencia de Bienes o Artículos Específicos



**You do not have to fill in Subsection 3.3.** You can use Subsection 3.3 to specifically give a **specific item or a specific amount of money** to your spouse or a specific parent, sibling, or other person. Examples include a vehicle, a boat, a piece of jewelry, a valuable item, a particular item in your home, real estate other than your home, a bank account, and other items. **Section 2 will apply to any items you do not give under Subsection 3.2 or Subsection 3.3.**

If you do not fill in a box, cross it out by, for example, writing or typing “XXXX”.

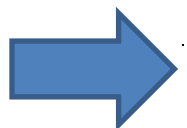
**Usted no tiene que llenar esta Subsección 3.3.** Sin embargo, puede utilizar la Subsección 3.3 para legar específicamente un **artículo determinado o una cantidad de dinero en particular** a su cónyuge, o especialmente a uno de sus padres o hermanos o alguna otra persona. Se incluyen, como ejemplos, un vehículo, una lancha, una pieza de joyería, un objeto de valor, un artículo especial en su hogar, un bien raíz además de su casa, una cuenta bancaria, y otros enseres. **La Subsección 2 aplicará para cualquier otro artículo que usted no haya legado bajo las Subsecciones 3.2 o 3.3.**

Si no llena uno de los espacios, táchelo, por ejemplo, escribiendo a mano o en la computadora “XXXX”.

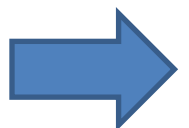
I give my interest in each item listed below to the person named next to the item if that person survives me.

Lego mi interés de propiedad de cada uno de los artículos mencionados a continuación a la persona cuyo nombre aparece al lado del artículo, si es que esta persona me sobrevive.

<b>Item(s) to be given:</b> <b>Artículos a ser legados:</b>	<b>Full name of person getting item(s):</b> <b>Nombre completo de la persona que los recibe:</b>
<i>Describe item(s) in detail.</i> <i>Describe los artículos en detalle.</i>	<i>First / Middle / Last / Suffix (Jr., Sr., etc.)</i> <i>Primer nombre / Segundo nombre / Apellido / Sufijo (Jr., Sr., etc.)</i>

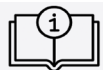


<p><i>Describe item(s) in detail.</i>  <i>Describe los artículos en detalle.</i></p>	<p><i>First / Middle / Last / Suffix</i>  <i>Primer nombre / Segundo nombre / Apellido / Sufijo</i></p>
<p><i>Describe item(s) in detail.</i>  <i>Describe los artículos en detalle.</i></p>	<p><i>First / Middle / Last / Suffix</i>  <i>Primer nombre / Segundo nombre / Apellido / Sufijo</i></p>
<p><i>Describe item(s) in detail.</i>  <i>Describe los artículos en detalle.</i></p>	<p><i>First / Middle / Last / Suffix</i>  <i>Primer nombre / Segundo nombre / Apellido / Sufijo</i></p>
<p><i>Describe item(s) in detail.</i>  <i>Describe los artículos en detalle.</i></p>	<p><i>First / Middle / Last / Suffix</i>  <i>Primer nombre / Segundo nombre / Apellido / Sufijo</i></p>
<p><i>Describe item(s) in detail.</i>  <i>Describe los artículos en detalle.</i></p>	<p><i>First / Middle / Last / Suffix</i>  <i>Primer nombre / Segundo nombre / Apellido / Sufijo</i></p>
<p><i>Describe item(s) in detail.</i>  <i>Describe los artículos en detalle.</i></p>	<p><i>First / Middle / Last / Suffix</i>  <i>Primer nombre / Segundo nombre / Apellido / Sufijo</i></p>
<p><i>Describe item(s) in detail.</i>  <i>Describe los artículos en detalle.</i></p>	<p><i>First / Middle / Last / Suffix</i>  <i>Primer nombre / Segundo nombre / Apellido / Sufijo</i></p>
<p><i>Describe item(s) in detail.</i>  <i>Describe los artículos en detalle.</i></p>	<p><i>First / Middle / Last / Suffix</i>  <i>Primer nombre / Segundo nombre / Apellido / Sufijo</i></p>
<p><i>Describe item(s) in detail.</i>  <i>Describe los artículos en detalle.</i></p>	<p><i>First / Middle / Last / Suffix</i>  <i>Primer nombre / Segundo nombre / Apellido / Sufijo</i></p>



## Section 4. Independent Executor

### Sección 4: Albacea Independiente



In Section 4, you choose the person you want to be in charge of handing out your property and money after you die. That person is called the “Independent Executor,” and they make sure your wishes in your Will are followed to the best of their ability.

Your Independent Executor must be 18 years old or older. Your Independent Executor **can** be your spouse or someone else receiving a gift in your Will. Often, other people will name their spouse, parent, sibling, or other trusted person as their Independent Executor.

Your choice of Independent Executor must be approved by the court before they can act in that role. After appointment, the court generally does not supervise the Independent Executor.

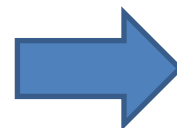
If you use this Will Form, you can only have one Independent Executor in charge at a time. But it is best to name a second and third choice in case someone you name cannot serve as Independent Executor.

En la Sección 4, usted elige a la persona que desea esté a cargo de hacer entrega de sus bienes y dinero después de su fallecimiento. A esta persona se le conoce como “Albacea Independiente,” quien habrá de asegurarse que sus deseos son cumplidos de la mejor manera posible, conforme usted lo dispuso en su Testamento.

Su Albacea Independiente deberá tener 18 o más años de edad. Su Albacea Independiente **puede** ser su cónyuge o alguien más que recibe un regalo o herencia en su Testamento. Lo común en las personas que elaboran su Testamento es nombrar a su cónyuge, madre o padre, hermano u otra persona de confianza para actuar como Albacea Independiente.

El Albacea Independiente que usted elija deberá ser aprobado por el tribunal antes que pueda ejercer en esa capacidad. Una vez aprobado, por lo general el tribunal no supervisa a un Albacea Independiente.

Si usted utiliza este Formulario para Testamento, solamente podrá nombrar a un solo Albacea Independiente que esté a cargo a la vez; sin embargo, es mejor nombrar también a un segundo y un tercero como opciones adicionales, en la eventualidad que uno de los que nombre no pueda ejercer como su Albacea Independiente.



Some of the Subsections below (4.2, 4.3, and 4.4) have no blanks to fill in. These Subsections are needed for legal reasons. Do not add, change, or delete anything from these Subsections.

If you do not fill in a box, cross it out by, for example, writing or typing "XXXX".

Other helpful words to know in Section 4 are:

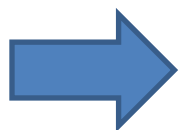
- "Beneficiary" means anyone you choose to receive property or money in your Will.
- "Bond" means a deposit used to help make sure the Executor does what the Will asks the Executor to do.
- "Estate" includes all the things you own when you die. Examples are houses, buildings, land, vehicles, money in bank accounts, cash, jewelry, furniture, clothes, and other items in your home.
- "Personal property" includes, but is not limited to, cash and bank accounts, clothing, household furnishings, vehicles, and jewelry.
- "Real property" means land and improvements, like a house. It also includes oil, gas, and other mineral rights.

Algunas de las Subsecciones a continuación (4.2, 4.3, y 4.4) no tienen espacios a ser llenados. Estas Subsecciones son necesarias por razones legales. No agregue, cambie, o borre nada en estas Subsecciones.

Si no llena uno de los espacios, táchelo, por ejemplo, escribiendo a mano o en la computadora "XXXX".

Otras palabras que es importante las entienda en la Sección 4 son:

- "Beneficiario" significa cualquier persona que usted ha elegido para legarle bienes o dinero en su Testamento.
- "Garantía testamentaria" significa un depósito monetario para garantizar que el Albacea cumpla con lo dispuesto en el Testamento.
- "Patrimonio" incluye todo lo que usted posea al momento de fallecer. Algunos ejemplos son casas, edificios, terrenos, vehículos, dinero en cuentas bancarias, dinero en efectivo, joyas, muebles, ropas, y otros artículos en su hogar.
- "Bienes muebles" incluye, entre otros, dinero en efectivo y en cuentas bancarias, ropas, mobiliario en el hogar, vehículos, y joyas.
- "Bienes inmuebles" significa un terreno y las mejoras en él, como una casa. También incluye derechos de petróleo, gas, y otros minerales.



**4.1.** I name the following persons in the order listed to be appointed as sole Independent Executor of my Will and estate. If a person does not serve or stops serving for any reason, then I name the next listed person.

Yo nombro a las siguientes personas, en el orden que aparecen a continuación, para ser designadas como Albacea Independiente de mi Testamento y patrimonio sucesorio. Si la persona no ejerce como tal o deja de hacerlo por cualquier razón, nombro entonces a la siguiente persona en la lista.

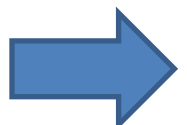
<p>1. Name of First Choice for Independent Executor: Nombre de mi Selección Preferencial como Albacea Independiente:</p> <p><i>First / Middle / Last / Suffix (Jr., Sr., etc.)</i> <i>Primer nombre / Segundo nombre / Apellido / Sufijo (Jr., Sr., etc.)</i></p>
<p>2. Name of Second Choice for Independent Executor: Nombre de mi Segunda Selección como Albacea Independiente en Ausencia de la Preferencial:</p> <p><i>First / Middle / Last / Suffix</i> <i>Primer nombre / Segundo nombre / Apellido / Sufijo</i></p>
<p>3. Name of Third Choice for Independent Executor: Nombre de mi Tercera Selección como Albacea Independiente en Ausencia de las dos Anteriores:</p> <p><i>First / Middle / Last / Suffix</i> <i>Primer nombre / Segundo nombre / Apellido / Sufijo</i></p>

**4.2.** My Independent Executor is not required to post a bond in any jurisdiction.

A mi Albacea Independiente no se le requiere que deposite una garantía testamentaria ante ninguna competencia judicial.

**4.3.** Once appointed by the Court, the Independent Executor shall administer and distribute the estate as required by law, including the payment of any debts of the estate. The power to administer the estate includes the power to sell real property and personal property. The Independent Executor can act without the consent of my beneficiaries.

Una vez designado por un tribunal, mi Albacea Independiente habrá de administrar y distribuir mi patrimonio sucesorio conforme lo requiere la ley, incluyendo el pago de cualquier adeudo que se cobre a la administración del patrimonio. La facultad de administrar mi patrimonio sucesorio incluye la atribución de vender bienes muebles y bienes inmuebles. Mi Albacea Independiente podrá ejercer sus funciones sin el consentimiento de mis beneficiarios.

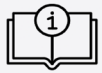


- 4.4. No action shall be had in the Court in relation to the settlement of my estate other than the probating and recording of this Will, notice to beneficiaries as required by the Texas Estates Code, and the return of any required inventory, appraisalment, and list of claims owed to or by my estate.

Las únicas acciones procesales que se llevarán a cabo ante el tribunal en relación a la liquidación de mi patrimonio serán: la validación y ratificación en actas del presente Testamento, la notificación a beneficiarios exigida bajo el Código Sucesorio de Texas, y la presentación ante tribunales de cualquier inventario, avalúo, y lista de pagos pendientes a favor del patrimonio o adeudados por el patrimonio.

## Section 5. Custodian for People Under Age 21 Who Receive Gifts Under This Will

### Sección 5. Custodio para Menores a los 21 Años que Reciban Regalos bejo este Testamento



Section 5 controls who manages any money or property you give to a person who is under 21 years old. The manager is the “Custodian.”

La Sección 5 controla quién habrá de administrar los bienes o el dinero que usted legue a una persona menor a los 21 años de edad. El “Custodio” es el administrador.

Do not add, change, or delete any words in Section 5. Section 5 is needed for legal reasons.


No agregue, altere, o borre ninguna palabra dentro de la Sección 5. La Sección 5 es necesaria por razones legales.

Other helpful words to know in Section 5:

Otras palabras que es importante las entienda en la Sección 5 son:

- “Beneficiary” means anyone you choose to receive property or money in your Will.
- “Executor” is the person who is appointed by the court to be in charge of handing out your property and money once you die. The Executor makes sure your wishes stated in this Will are followed to the best of their ability.

- “Beneficiario” significa cualquier persona que usted ha elegido para legarle bienes o dinero en su Testamento.
- “Albacea” es la persona designada por el tribunal para hacerse cargo de la entrega de sus bienes y dinero al fallecimiento de usted. El Albacea se asegura que sus deseos sean cumplidos de la mejor manera posible, conforme usted lo dispuso en su Testamento.



- 5.1.** Any gift to a person under 21 may instead be delivered to a Custodian for that person under the Uniform Transfers to Minors Act of Texas or any other state.  
*Cualquier regalo que se legue a una persona menor a los 21 años podrá ser entregado al Custodio de esta persona, conforme lo dicta la Ley de Transferencia Uniforme de Bienes a Menores de Edad en Texas, o en cualquier otro estado.*
- 5.2.** My Executor may name a Custodian for any beneficiary under age 21.  
*Mi Albacea podrá nombrar a un Custodio para cualquier beneficiario menor a los 21 años de edad.*
- 5.3.** My Executor may consider appointing a beneficiary’s surviving parent as Custodian but is not required to do so.  
*Mi Albacea podrá considerar el nombrar como Custodio a uno de los padres del beneficiario que me sobreviva, pero no se le exige que lo haga.*
- 5.4.** My Executor may name different Custodians for different beneficiaries.  
*Mi Albacea podrá nombrar a diferentes Custodios para diferentes beneficiarios.*
- 5.5.** My Executor may also serve as Custodian.  
*Mi Albacea también podrá desempeñar la función de Custodio.*

## **Section 6. Texas Law Applies and Survivorship**

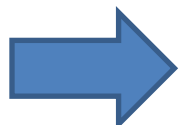
### **Sección 6. El Derecho Sucesorio de Texas Rige y la Supervivencia**



Do not add, change, or delete any words in Section 6. Section 6 is needed for legal reasons.

*No agregue, altere, o borre ninguna palabra dentro de la Sección 6. Esta sección es necesaria por razones legales.*

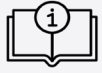
- 6.1.** Texas law shall apply to all matters related to this Will.  
*El derecho sucesorio de Texas regirá en todo asunto relacionado con este Testamento.*
- 6.2.** No person shall be considered to have survived me unless that person is living 30 days after my death.  
*A ninguna persona se le habrá de considerar como sobreviviente a mi fallecimiento, a menos que esta persona se encuentre viva 30 días después de mi fallecimiento.*





## Section 7. Execution, Attestation, and Self-Proof of Will

### Sección 7. Celebración, Atestiguación, y Autenticación del Testamento



Once you have filled out your Will, you will need to get two Witnesses and a Notary together with you for a signing ceremony. **At the signing ceremony, give the Notary the “Notary Public Instructions” on page 25 of this Will Form.** At the signing ceremony, you, the two Witnesses, and the Notary will watch each other sign your Will. **Do not sign until you, the two Witnesses, and the Notary are all in the same room.** No one should leave the room until everyone has signed. Sign in blue ink if possible.


Una vez que haya terminado su Testamento, necesitará reunir a dos Testigos y un Notario para la ceremonia de firmas. **Durante la ceremonia de firmas, entregue al notario las “Instrucciones para el Notario” que encontrará en la página 25 de este Formulario para Testamento.** En la ceremonia de firmas usted, los dos Testigos y el Notario presenciarán el momento en que cada uno firme el Testamento. **Nadie deberá firmar hasta que usted, los dos Testigos y el Notario se encuentren juntos en la misma sala.** Y nadie habrá de salir de la sala hasta que todos y cada uno haya firmado. De preferencia, firmen con pluma de tinta azul.

Helpful terms to know in Section 7 are:

- “Execute” means sign.
- “Notary” is a person authorized by Texas to swear that the people signing your Will are who they say they are. A Notary will sign and put a seal on your Will.
- “Testator” means you.
- “Witnesses” means the two people who watch you sign your Will. They will sign their names to your Will when you all are in the same room with a notary. **They should not be people who are receiving gifts in your Will.**

Las palabras que es importante las entienda en la Sección 7 son:

- “Celebrar” significa firmar.
- “Notario” es una persona autorizada por el estado de Texas para prestar juramento que los firmantes en el Testamento son las personas quienes dicen ser. Un Notario habrá de dar fe con su firma y sello oficial de las firmas hechas ante él.
- “Testador” es usted.
- “Testigos” son las personas que lo vieron firmar su Testamento. Ellos habrán de firmar su Testamento cuando todos estén reunidos en la misma sala con un notario. **Ellos no podrán ser parte de las personas que recibirán algún regalo o herencia en su Testamento.**



7.1. Before me, the undersigned authority, on this day personally appeared the following:  
Ante mí, la autoridad que suscribe, el día de hoy comparecieron personalmente las siguientes personas:



Print or type names here. Do not sign here.

Escriba a máquina o a mano con letra de molde los nombres en este espacio. No firme aquí.

Testator (*First, Middle Initial, Last, Suffix (Jr., Sr., etc.)*)

El Testador (*Primer nombre, Segundo nombre, Apellido, Sufijo (Jr., Sr., etc.)*)

First Witness (*First, Middle Initial, Last, Suffix (Jr., Sr., etc.)*)

El Primer Testigo (*Primer nombre, Segundo nombre, Apellido, Sufijo (Jr., Sr., etc.)*)

Second Witness (*First, Middle Initial, Last, Suffix (Jr., Sr., etc.)*)

El Segundo Testigo (*Primer nombre, Inicial segundo nombre, Apellido, Sufijo (Jr., Sr., etc.)*)

7.2. I, as the Testator, after being duly sworn, declare to the undersigned Witnesses and to the undersigned authority:

Yo, el Testador, después de haber sido debidamente juramentado, declaro ante los Testigos firmantes y ante la autoridad que suscribe lo siguiente:

a. This instrument is my Will.

Este documento legal es mi Testamento.

b. I willingly make and execute this Will as my free act and deed.

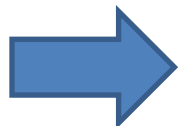
Yo redacto y celebro este Testamento como un acto realizado de mi propia y libre voluntad.

c. I execute this Will in the presence of the undersigned Witnesses, all of whom are present at the same time.

Yo celebro este Testamento en la presencia de los Testigos abajo firmantes, estando todos ellos presentes al mismo tiempo.

d. I request each of the undersigned Witnesses to sign this Will in my presence and in the presence of each other.

Yo solicito a cada uno de los Testigos abajo firmantes que coloquen su firma en este Testamento, en mi presencia, y en la presencia de cada uno de ellos.



- e. I now sign this Will in the presence of the attesting Witnesses and the undersigned authority on:

Ahora yo firmo este Testamento en la presencia de los Testigos abajo firmantes y de la autoridad que lo suscribe el día:

\_\_\_\_\_/\_\_\_\_\_/\_\_\_\_\_.  
Month / Day / Year  
Mes / Día / Año

---

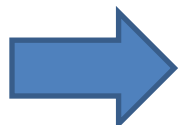
**Testator: Sign your name here.**

**Testador: Coloque su firma aquí.**

- 7.3. The undersigned Witnesses, after being duly sworn, declare to the Testator and to the undersigned authority:

Los Testigos abajo firmantes, después de haber sido debidamente juramentados, declaran ante el Testador y la autoridad que suscribe lo siguiente:

- a. The Testator declared to us that this instrument is the Testator's Will.  
El Testador declaró ante nosotros que este documento es su Testamento.
- b. The Testator requested us to act as Witnesses to the Testator's Will and signature.  
El Testador nos solicitó que actuemos como Testigos de su Testamento y su firma.
- c. The Testator then signed this Will in our presence, all of us being present at the same time.  
A continuación, el Testador procedió a firmar su Testamento en nuestra presencia, estando todos nosotros presentes al mismo tiempo.
- d. The Testator is 18 years of age or over (or being under such age, is or has been lawfully married, or is a member of the armed forces of the United States or of an auxiliary of the armed forces of the United States or of the United States Maritime Service).  
El Testador es de 18 años de edad o mayor (o siendo menor está o ha sido casado legalmente, o es miembro de las fuerzas armadas, fuerzas auxiliares o del Servicio Marítimo de los Estados Unidos de América).
- e. We believe the Testator to be of sound mind.  
Creemos que el Testador tiene pleno uso de sus facultades mentales.
- f. We are each at least 14 years of age.  
Cada uno de nosotros tiene 14 años de edad por lo menos.



g. We now sign our names as attesting Witnesses in the presence of the Testator, each other, and the undersigned authority on:

Ahora firmamos como Testigos fedatarios, ante la presencia del Testador, de cada uno de nosotros y de la autoridad que suscribe, el día:

\_\_\_\_\_/\_\_\_\_\_/\_\_\_\_\_.  
Month / Day / Year  
Mes / Día / Año

\_\_\_\_\_  
**First Witness signs here.**  
**Primer Testigo firma aquí.**


\_\_\_\_\_  
**Second Witness signs here.**  
**Segundo Testigo firma aquí.**

7.4. Subscribed and sworn to before me by the Testator and the Witnesses on:  
Suscrito y juramentado ante mí por el Testador y los Testigos el día:

\_\_\_\_\_/\_\_\_\_\_/\_\_\_\_\_.  
Month / Day / Year  
Mes / Día / Año

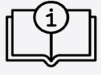
\_\_\_\_\_  
**Notary Public, State of Texas**  
**Notario, Estado de Texas**

End of Will  
Fin del Testamento



# Next Steps

## Al Finalizar el Testamento



Now that you are done completing and signing your Will, you should:

- Staple your Will and **do not** unstaple it.
- Make as many copies of your Will as you want after stapling the original. **Do not** take out the staples to copy.
- Keep your original signed Will in a safe place.
- Tell the person you have chosen to be your Independent Executor that you have a Will and where the original Will is located.

Whether you tell anyone receiving gifts in your Will is up to you.

When you die, your original Will must be probated to have any effect. “Probate” means to establish that your Will is valid in court. There is a 4-year deadline from the date of your death to probate the Will.



**Go check your retirement accounts, bank accounts, and insurance plans to see if you have named someone (called a “beneficiary”) to receive the benefits of those accounts or insurance plans when you die.**


Ahora que se ha firmado y finalizado su Testamento, deberá hacer lo siguiente:

- Engrape su Testamento y **no vuelva** a desengraparlo.
- Haga todas las copias que quiera de su Testamento después de haber engrapado el original. **No desengrape** el original para hacer las copias.
- Mantenga el original de su Testamento ya firmado en un lugar seguro.
- Informe a la persona que eligió como Albacea Independiente que usted ya tiene un Testamento y el lugar en donde ha guardado el original.

Usted decidirá si les informa o no a aquellas personas que les legó alguna herencia o regalo en su Testamento.

Cuando usted fallezca, el original de su Testamento deberá ser validado judicialmente para que tenga efecto. Una “validación testamentaria” significa el validar su Testamento ante un tribunal. Hay un plazo de cuatro años a partir de la fecha de su fallecimiento para validar judicialmente su Testamento.

**Revise si en sus cuentas de jubilación, cuentas bancarias, pólizas de seguros y demás, usted ha nombrado a alguna persona (conocida como “beneficiario”) para recibir los beneficios de estas cuentas o pólizas de seguro a su fallecimiento.**



If you have filled out something called a “Transfer on Death Deed” or a “Beneficiary Designation of Motor Vehicle” form, check them too. **Your new Will does not change the beneficiary of those accounts, insurance plans, deeds, or forms.** Anyone you’ve named as a beneficiary of those accounts, insurance plans, deeds, or forms will receive their benefits, even if your Will names someone different.



If your situation changes (for example, you get divorced, your spouse dies, or you have a child), you may need to make a new Will. **If you make any changes to your Will after you sign it, those changes are not valid. If you want to change anything, rip your Will up and start over with a new one.**


Si usted ha llenado algún formulario intitulado ya sea “Escritura de traspaso del inmueble de un propietario fallecido” o “Designación de beneficiarios de vehículo,” revíselos también. **Su nuevo Testamento no cambia al beneficiario de estas cuentas, pólizas de seguros, escrituras, o formularios.** Aquellos que haya nombrado como beneficiario de estas cuentas bancarias, pólizas de seguros, escrituras, o formularios recibirán esos beneficios, aun y cuando en su Testamento usted nombre a alguien diferente.

Si su situación cambia (por ejemplo, usted se divorcia, su cónyuge fallece o usted tiene un hijo), necesitará elaborar un nuevo Testamento. **Si usted hace algún cambio en su Testamento después de firmado, esos cambios no son válidos. Por ello, si quiere cambiar algo, rompa su Testamento e inicie la elaboración de uno nuevo.**

# Notary Public Instructions

## Instrucciones Para el Notario

1. Make sure that the Testator and witnesses are present at the same time.  
Asegúrese que todos, el Testador y los testigos, estén presentes al mismo tiempo.
2. No person receiving property in this Will should act as a witness or notary.  
Ninguna persona que vaya a recibir bienes en este Testamento deberá actuar como testigo o notario.
3. Verify the identity of the Testator and the witnesses (personal knowledge, driver's license, etc.).  
Verifique la identidad del Testador y de los testigos (por conocimiento personal, licencia de conducir, etc.).
4. Administer an oath to everyone present to truthfully answer all of the questions you will be asking.  
Tome juramento a todos los presentes que habrán de responder con la verdad a todas las preguntas que usted les haga.
5. Ask the Testator the following:  
Pregunte al Testador lo siguiente:
  - a. Is your testimony that you are declaring to the witnesses and to me, the Notary, that this instrument is your Will?  
¿Declara usted ante los testigos y ante mí, el Notario, que este documento es su Testamento?
  - b. Are you saying that the Will is willingly made by you and that it is being executed in the presence of these witnesses, and me as the Notary, all of whom are present at the same time?  
¿Declara usted que este Testamento fue elaborado por usted voluntariamente y que lo celebra en la presencia de estos testigos y de mí, el Notario, quienes nos encontramos todos juntos presentes al mismo tiempo?
  - c. Is this your free act and deed?  
¿Usted lleva a cabo este acto por su libre voluntad?
  - d. Are you requesting that each witness sign this will in your presence and in the presence of each other?  
¿Usted está solicitando a cada uno de los testigos que firme este testamento en presencia suya y en presencia de cada uno de ellos?



6. If the Testator answers yes to all the questions above, have the Testator sign the Will.  
Si el Testador ha respondido con un “sí” a todas las preguntas anteriores, pídale ahora que firme el Testamento.
7. While the Testator is signing the Will, ask the witnesses the following:  
Mientras el Testador firma el testamento, pregunte a los testigos lo siguiente:
- a. Are each of you over the age of fourteen years?  
¿Cada uno de ustedes es mayor a los 14 años?
  - b. Did you hear the Testator declare to each of you, and to me as the Notary, that this instrument is the Testator’s Will?  
¿Escucharon al Testador declarar ante cada uno de ustedes y ante mí, el Notario, que este documento jurídico es su Testamento?
  - c. Did you hear the Testator request that each of you act as witnesses to the Testator’s Will and signature?  
¿Escucharon al Testador solicitarle a cada uno de ustedes que participe como testigo de su Testamento y firma?
  - d. Did you see the Testator sign the Will in your presence with both of you being present at the same time?  
¿Vieron al Testador firmar el Testamento en su presencia y estando ustedes dos, los testigos, juntos al mismo tiempo?
  - e. Is the Testator eighteen years old or over? (Note: If the Testator is under eighteen, ask if it appears that the Testator is lawfully married, or is a member of the armed forces of the United States or of its auxiliaries, or a member of the Maritime Service.)  
¿El Testador es de 18 años de edad o mayor? (Nota: Si el Testador es menor a los 18 años, pregunte a los Testigos si les parece que el testador está legalmente casado, o es miembro de las fuerzas armadas, fuerzas auxiliares, o del Servicio Marítimo de los Estados Unidos de América.)
  - f. Do you believe that the Testator is of sound mind?  
¿Ustedes creen que el Testador tiene pleno uso de sus facultades mentales?
  - g. Are you signing your names as attesting witnesses in the presence of the Testator, each other, and me as Notary?  
¿Están ustedes firmando como testigos fedatarios en la presencia del Testador, de cada uno de ustedes, y de mí, el Notario?
8. If the witnesses answer yes to all the questions above, have the witnesses sign the Will.  
Si los testigos han respondido con un “sí” a todas las preguntas anteriores, pídeles ahora que firmen el Testamento.
9. Then write the date, sign your signature, and place your seal.  
Por último, escriba la fecha en el Testamento, fírmelo, y coloque su sello oficial.