

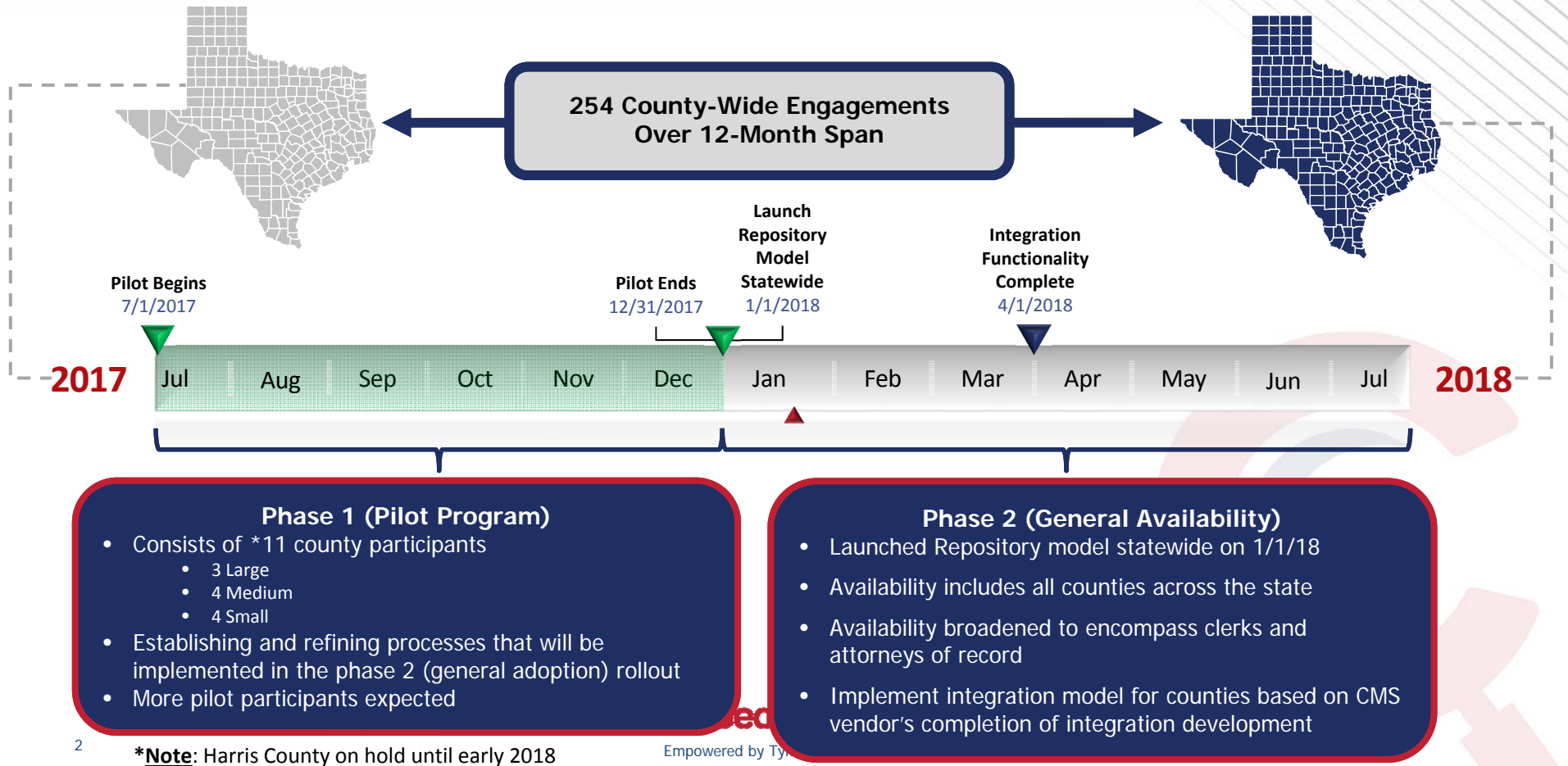


## JCIT - Status Update

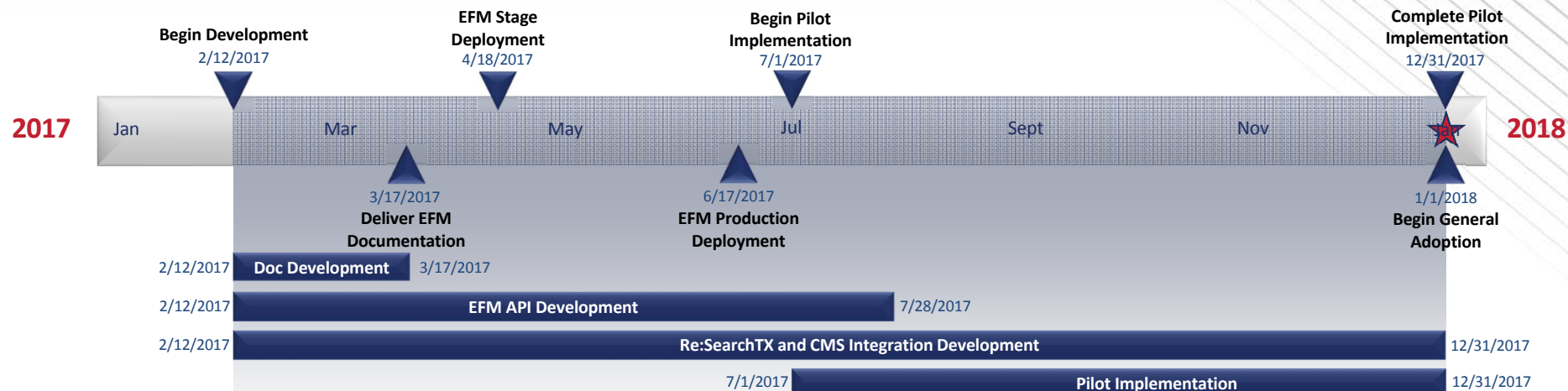
Terry Derrick  
January 19, 2018

Empowered by Tyler Technologies

# Project Timeline



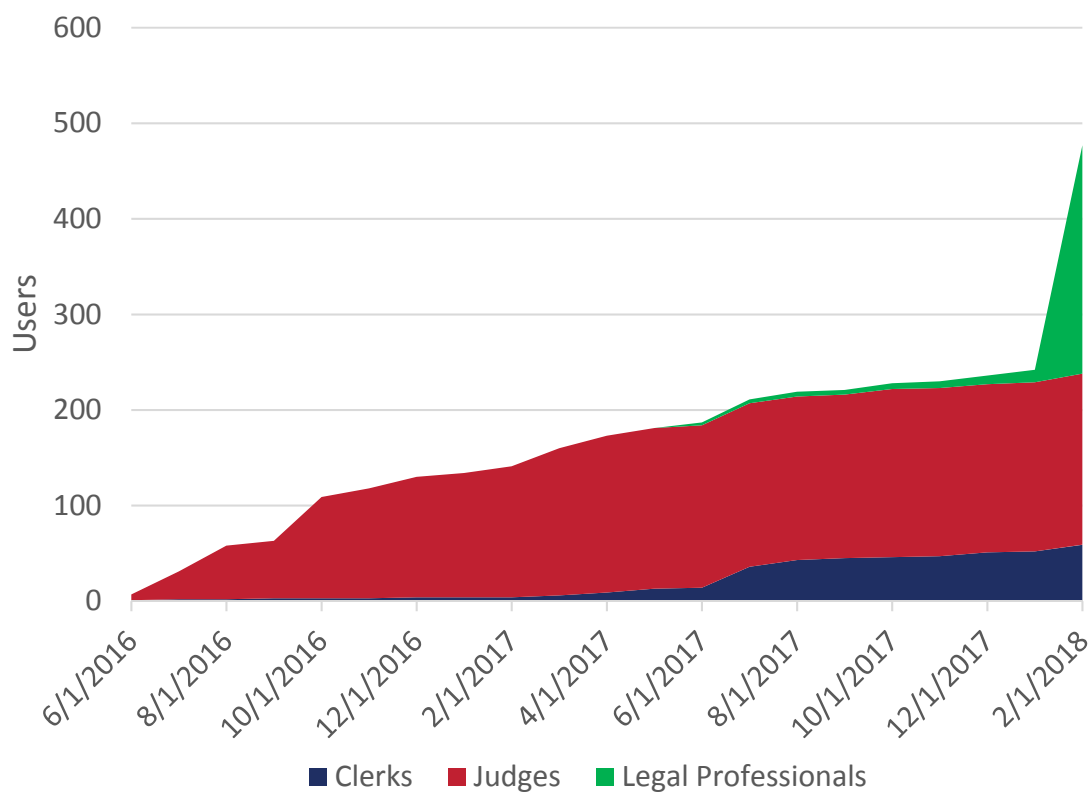
# Phase 1 (Pilot Program) Timeline



## Key Integration Development Dates

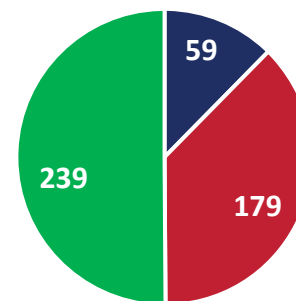
	Lead Attorney Changes	Secure Cases	Retrieve Documents from CMS	Expunge Cases	Update Case Metadata from CMS	Secure Events and Documents	Add Non-eFiled Events and Documents
CMS Integrated	✓ 7/28	✓ 8/18	✓ 9/30	✓ 10/20	✓ 11/17	3/23	3/23
(Odyssey) CMS Integrated	✓ 7/3	✓ 8/18	✓ 9/30	✓ 10/20	✓ 11/17	3/23	3/23
Repository	✓ 6/17	✓ 3/1	✓ 7/3	✓ 3/1	✓ N/A	✓ 3/1	3/23

# Re:Search User Adoption



## Summary

- 477 users as of 1/18/18
  - 59 clerks
  - 179 judges
  - 239 legal professionals
- 226 new legal professional users since 1/1/18
- User counts expected to grow steadily as more become knowledgeable of solution
- 104 non-attorney users have attempted to access re:SearchTX since 1/1/18




■ Clerks ■ Judges ■ Legal Professionals

**re:SearchTX**  
Empowered by Tyler Technologies

# Application Feature Enrichment - 2017

## Feature Availability Timeline - 2017

Stakeholder	Q1 	Q2 	Q3 	Q4 
<b>All</b>	<ul style="list-style-type: none"> <li>✓ Dashboards</li> <li>✓ Search improvements</li> </ul>	<ul style="list-style-type: none"> <li>✓ Search by case / filing</li> <li>✓ Direct filing into cases</li> </ul>	<ul style="list-style-type: none"> <li>✓ Tiff file support</li> <li>✓ Feedback mechanism</li> <li>✓ Find cases / Filings by attorney number</li> </ul>	<ul style="list-style-type: none"> <li>✓ Validate responsive design for mobile devices</li> <li>✓ 508 compliance (Screen reader friendly)</li> <li>✓ Feature preview</li> <li>✓ Site analytics</li> <li>✓ Persona-based help</li> </ul>
<b>Clerks</b>	<ul style="list-style-type: none"> <li>✓ Manual Tool to secure cases, filings and documents</li> <li>✓ Purchase history</li> </ul>	<ul style="list-style-type: none"> <li>✓ Custom clerk contact Info</li> <li>✓ Manual tool set attorney</li> <li>✓ Case view log</li> </ul>	<ul style="list-style-type: none"> <li>✓ CMS Integration: <ul style="list-style-type: none"> <li>✓ Lead attorney changes</li> <li>✓ Secure cases</li> <li>✓ Get documents</li> <li>✓ Case metadata</li> </ul> </li> <li>✓ Manual tool replace docs</li> <li>✓ Export case view log</li> <li>✓ Nightly case expungement <ul style="list-style-type: none"> <li>➢ OCA provides Tyler a list of cases to expunge</li> </ul> </li> </ul>	<ul style="list-style-type: none"> <li>✓ Manual tool for editing case metadata</li> <li>✓ Manual tool to update filing/document security</li> <li>✓ Auto redaction investigation</li> </ul>
<b>Lead Attorneys</b>	<ul style="list-style-type: none"> <li>✓ My cases</li> <li>✓ Free access to docs on their cases</li> </ul>			
<b>Attorneys / Public</b>	<ul style="list-style-type: none"> <li>✓ Document preview before purchase</li> <li>✓ Purchase history</li> </ul>			<ul style="list-style-type: none"> <li>✓ Shopping cart</li> <li>✓ Document purchase expiration</li> <li>✓ Attorney validation upon every login</li> </ul>
<b>Judges</b>			<ul style="list-style-type: none"> <li>✓ New Judge request page</li> </ul>	
<b>Admin</b>	<ul style="list-style-type: none"> <li>✓ Personas</li> </ul>	<ul style="list-style-type: none"> <li>✓ Feature config for personas</li> <li>✓ Security rule tool &amp; summary</li> <li>✓ Preferred EFSP configuration</li> <li>✓ Subscription configuration</li> <li>✓ Grant user access tool for pilot users</li> </ul>	<ul style="list-style-type: none"> <li>✓ Auto-generate case styles</li> <li>✓ Attorney in good standing validation</li> </ul>	<ul style="list-style-type: none"> <li>✓ Judicial partner roles</li> <li>✓ Enhanced security rules</li> <li>✓ Automated regression testing</li> <li>✓ Account activation required page</li> <li>✓ Firm approval required page</li> </ul>

# Application Feature Enrichment - 2018

## Feature Availability Timeline - 2018

Category	Q1	Q2	Q3	Q4
<b>User Experience</b>	<ul style="list-style-type: none"> <li>Additional search type (attorneys)</li> <li>Site analytics for feature previews</li> </ul>	<ul style="list-style-type: none"> <li>Additional search types (parties and judges)</li> <li>Advanced search</li> <li>Site analytics for subscription purchases</li> <li>Undo actions</li> <li>Search suggestions</li> <li>Add / remove all case docs to cart</li> </ul>		
<b>Clerk Tools &amp; CMS Integration</b>	<ul style="list-style-type: none"> <li>Hide editing tools for integrated court users</li> <li>Case status</li> <li>Manual court tool to add, edit and delete filings / documents</li> <li>CMS Integration: <ul style="list-style-type: none"> <li>Granular control of filing and doc security</li> </ul> </li> </ul>	<ul style="list-style-type: none"> <li>Improved error messaging on document retrieval</li> <li>Historical data conversions for CMS solutions</li> </ul>	<ul style="list-style-type: none"> <li>ROA integration</li> <li>Recent / upcoming hearings</li> </ul>	
<b>Infrastructure</b>	<ul style="list-style-type: none"> <li>Support tool enhancement</li> <li>Onboarding refinement</li> <li>Lead counsel loses access after set duration once case is "inactive"</li> <li>Judge authentication</li> <li>Automated regression testing V2</li> </ul>	<ul style="list-style-type: none"> <li>Save doc purchases to cloud storage services</li> <li>Batch download of documents</li> <li>Single active session limits</li> <li>Password expiration rule implementation</li> <li>Subscription purchase options</li> <li>Public registration onboarding</li> </ul>	<ul style="list-style-type: none"> <li>Firm infrastructure <ul style="list-style-type: none"> <li>Onboarding refinement</li> <li>Utilize OFS firm structure</li> <li>Firm cases page</li> <li>Firm purchases page</li> <li>Firm payment method</li> <li>Firm infrastructure</li> </ul> </li> </ul>	<ul style="list-style-type: none"> <li>My cases (SRLs)</li> </ul>
<b>Value-Added Services</b>	<ul style="list-style-type: none"> <li>Email alerts (case and name)</li> <li>Text alerts (case and name)</li> <li>Alert preferences</li> <li>Export search results</li> </ul>	<ul style="list-style-type: none"> <li>Custom alerts</li> <li>Folder enhancements <ul style="list-style-type: none"> <li>Parties, attorneys, filings, locations, judges</li> <li>Nested folders</li> <li>Notes on saved items</li> <li>Folders shared with me</li> </ul> </li> <li>Legal analytics suite <ul style="list-style-type: none"> <li>Attorney, firm and location insights</li> </ul> </li> </ul>	<ul style="list-style-type: none"> <li>Full text searching within docs</li> <li>Firm collaboration <ul style="list-style-type: none"> <li>Folders</li> <li>Saved searches</li> <li>Attorney, firm and location insights</li> </ul> </li> <li>My Firm page</li> <li>Report on firm purchases</li> </ul>	<ul style="list-style-type: none"> <li>Document library</li> <li>Legal form library</li> <li>Expert witness profiles</li> </ul>





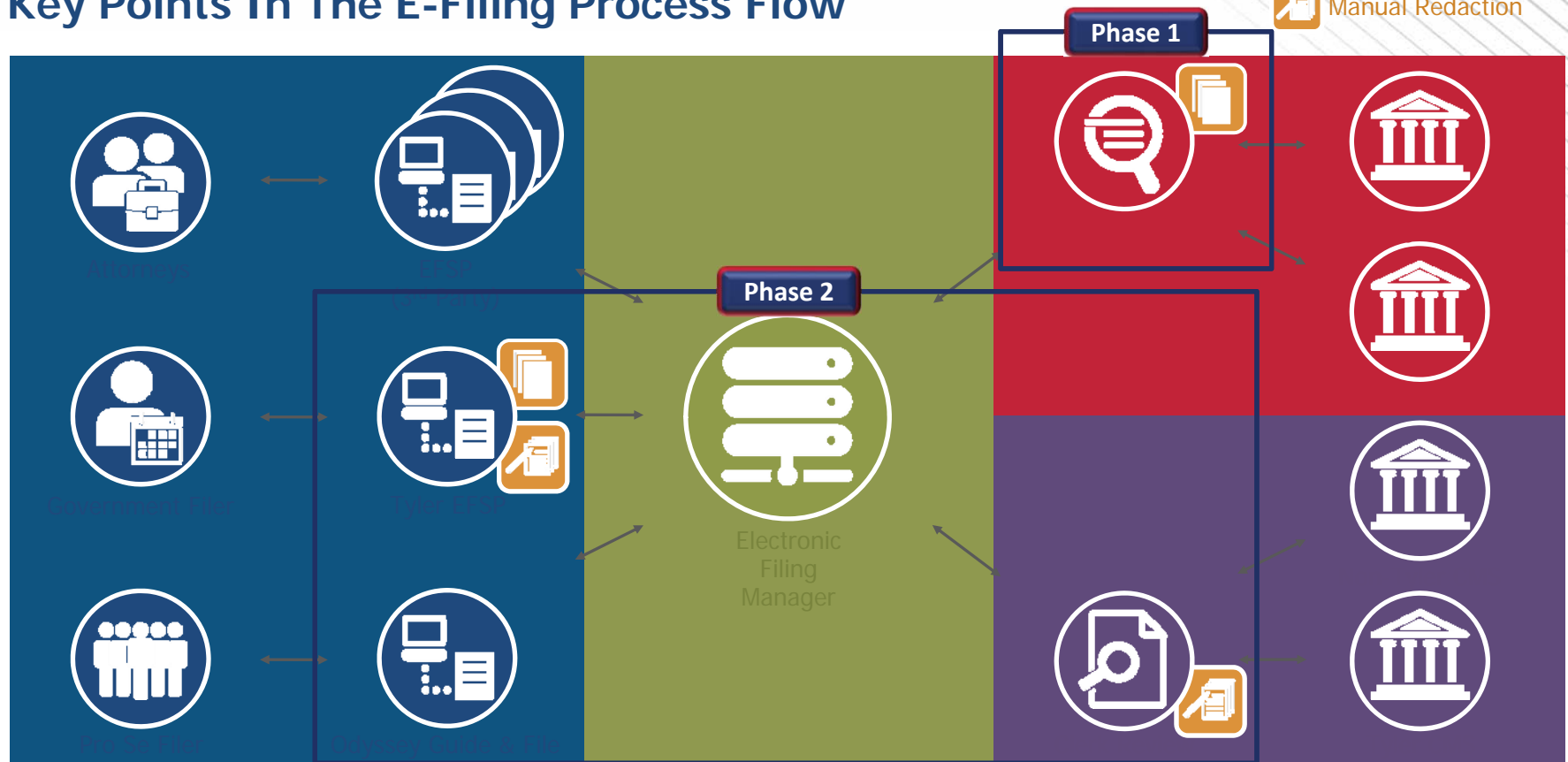
# Solution Demonstration

Matt Veigl, re:Search Product Owner

Empowered by Tyler Technologies

## Redaction Solutions Are Leveraged At Three Key Points In The E-Filing Process Flow

 Automated Redaction  
 Manual Redaction





# Next Steps



-  Establish integrations with various Case Management Systems
-  Continue exploring redaction opportunity with the OCA
-  Conduct steering committee meetings to obtain valuable feedback
-  Agree on policy decisions that will help drive the program's direction

# Questions



**re:SearchTX™**  
Empowered by Tyler Technologies

