

PSRS Authenticator Configuration

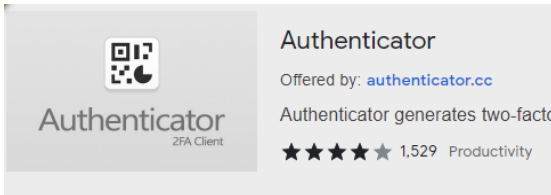
Navigate to the PC Authenticator for Chrome using the following url:
<https://chrome.google.com/webstore/search/authenticator?hl=en-US>

The description of the authenticator and extension image is below:

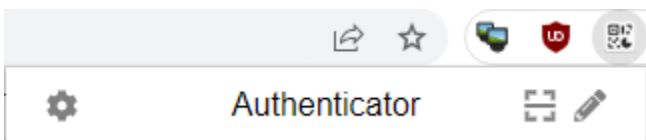
<https://chrome.google.com> > detail > authenticator > bh... ⋮

Authenticator

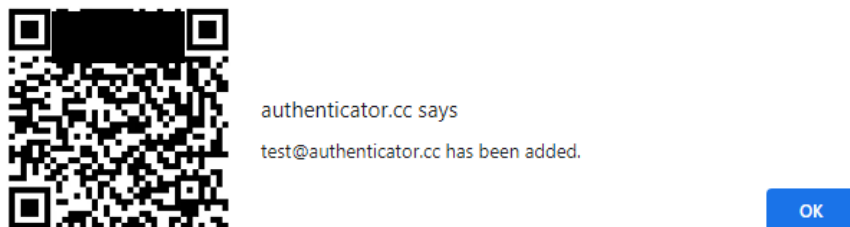
Dec 2, 2021 — **Authenticator** generates two-factor authentication codes in your browser. ... To download to your **desktop** sign into Chrome and enable sync or ...



Next, add the extension to Chrome then setup the account by choosing the QR selector from the pinned Chrome extension (It looks like the square with a line through the middle of the box to the right of the word Authenticator):



Click and drag around the QR code you need to authenticate and your account will be added:



Your e-mail address will be displayed as the connected account for the authenticator and a related code will generate each time you need to authenticate:

