

# Judicial Salaries, Demographics and Turnover



Judicial Compensation Commission

August 4, 2022

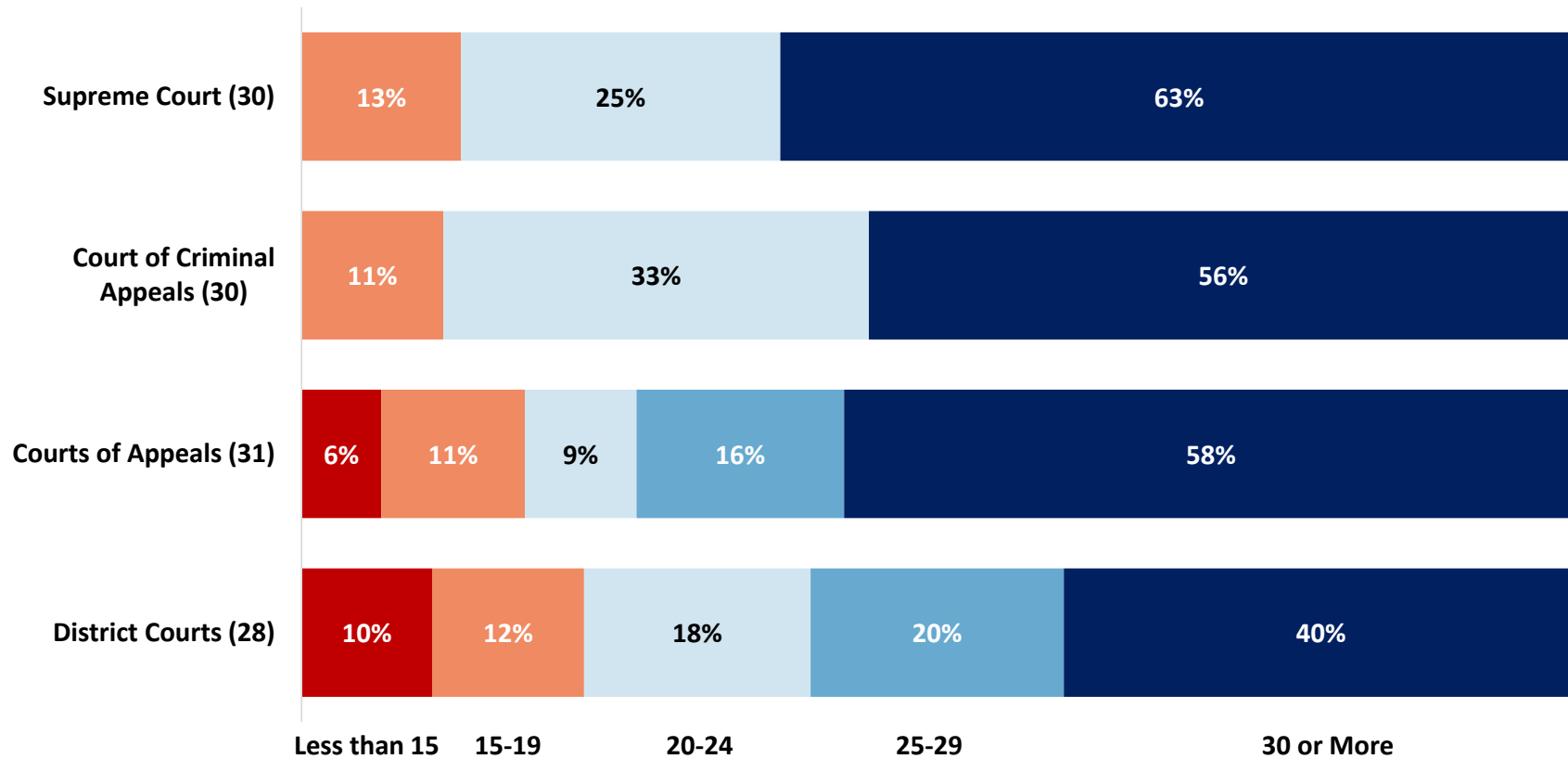


## Salary Summary for Elected State Judges as of September 1, 2019

Judge	State Base Salary (Based on Experience)	Maximum County Supplement	Maximum Salary	Average Salary (Jan. 2022)	State Longevity Pay (12+ Years)
Chief Justice – Supreme Court or Court of Criminal Appeals	0-4: \$168,000 4-8: \$184,800 8+: \$201,600  Chief supplement: \$2,500 - \$3,000	N/A	\$204,600	\$204,600	\$10,080
Justice – Supreme Court or Court of Criminal Appeals	0-4: \$168,000 4-8: \$184,800 8+: \$201,600	N/A	\$201,600	\$191,100	\$10,080
Chief Justice – Court of Appeals	0-4: \$154,000 4-8: \$169,400 8+: \$184,800  Chief supplement: \$2,500 - \$3,000	up to \$9,000	up to \$196,800	\$194,493	\$9,240
Justice – Court of Appeals	0-4: \$154,000 4-8: \$169,400 8+: \$184,800	up to \$9,000	up to \$193,800	\$177,436	\$9,240
District Judge	0-4: \$140,000 4-8: \$154,000 8+: \$168,000	up to \$18,000	up to \$186,000	\$171,069	\$8,400

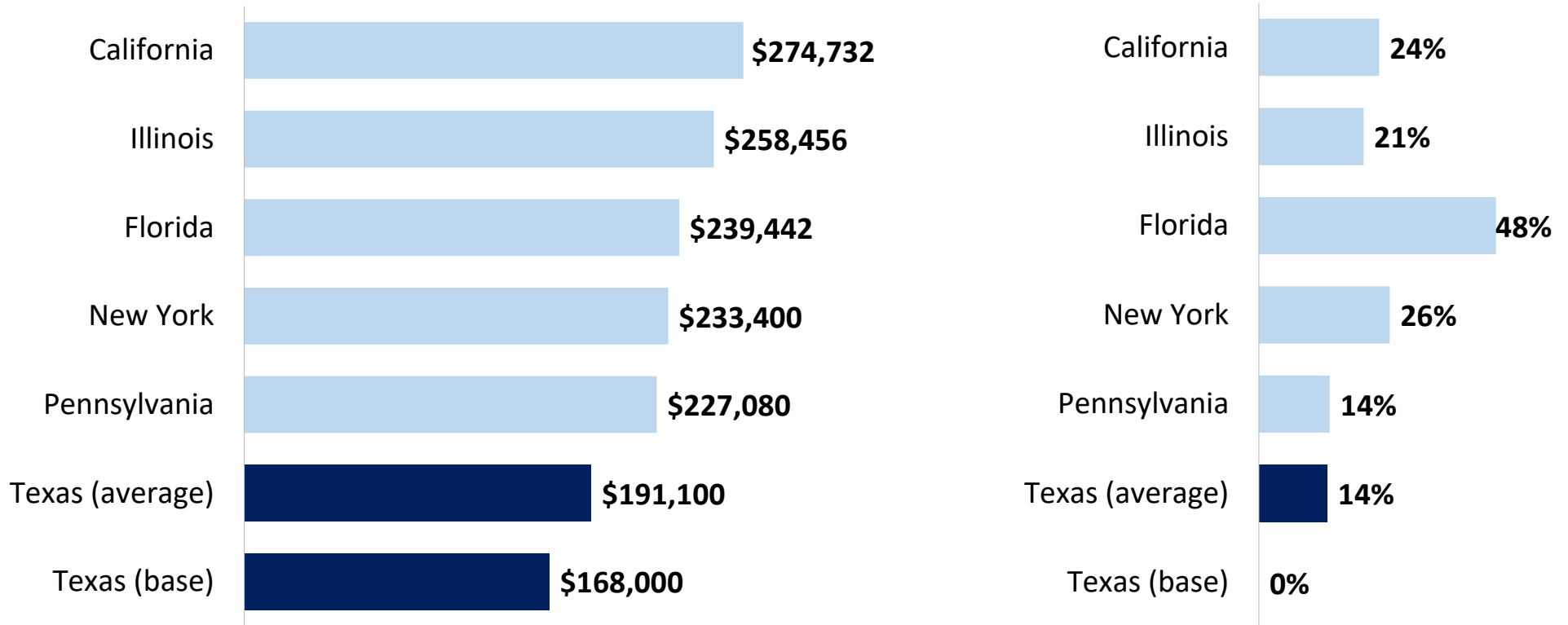


**79** percent of appellate and district judges had 20 or more years of experience as an attorney, and **43** percent had more than 30 years.



Amongst the 6 most populous states, Texas ranks last in salaries for judges on the state's highest courts.

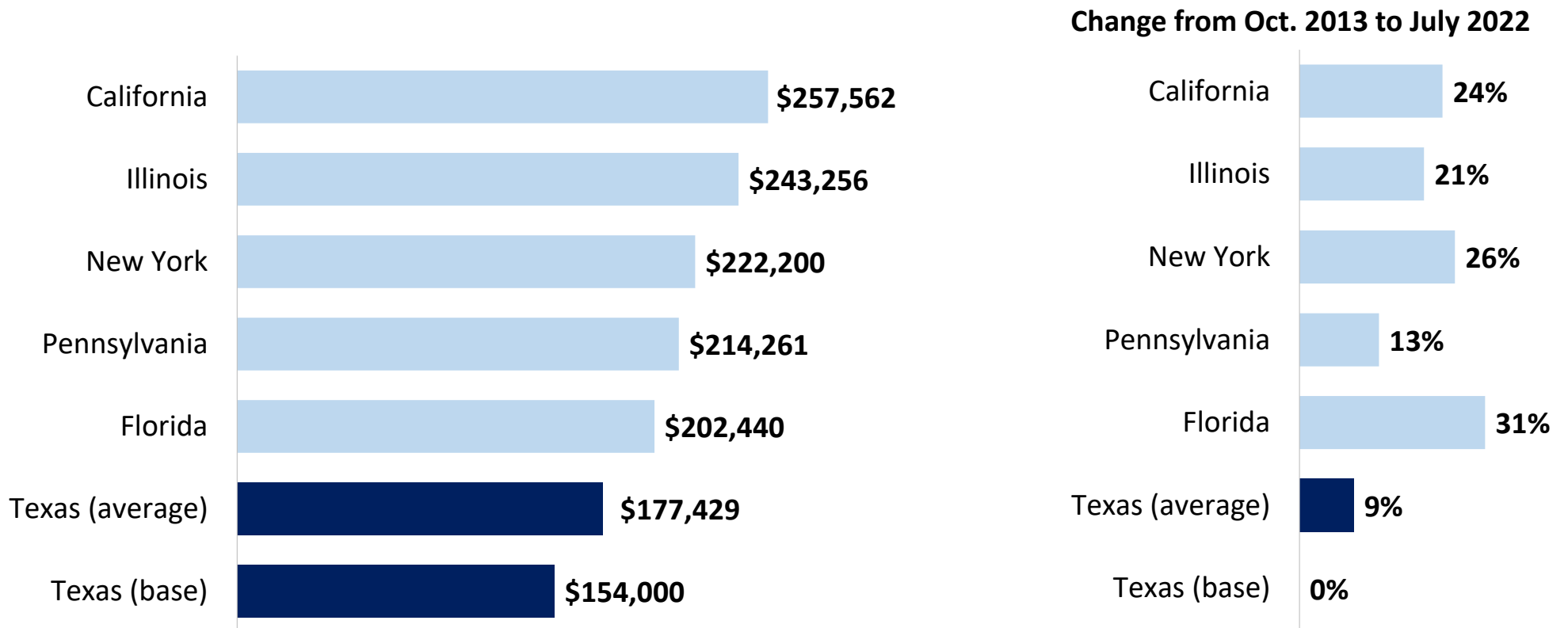
Change from Oct. 2013 to July 2022



As of July 2022



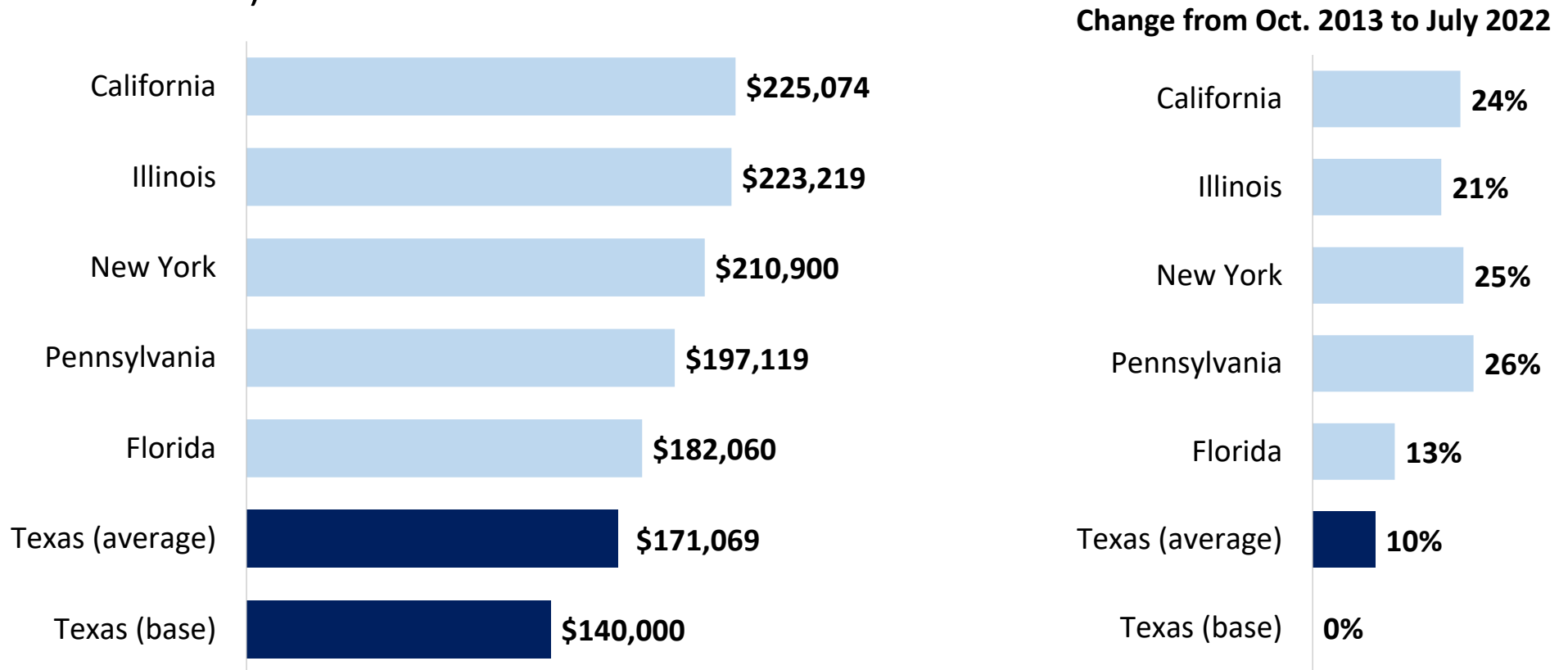
It also ranks last for judges on the state's **intermediate appellate courts**.



As of July 2022



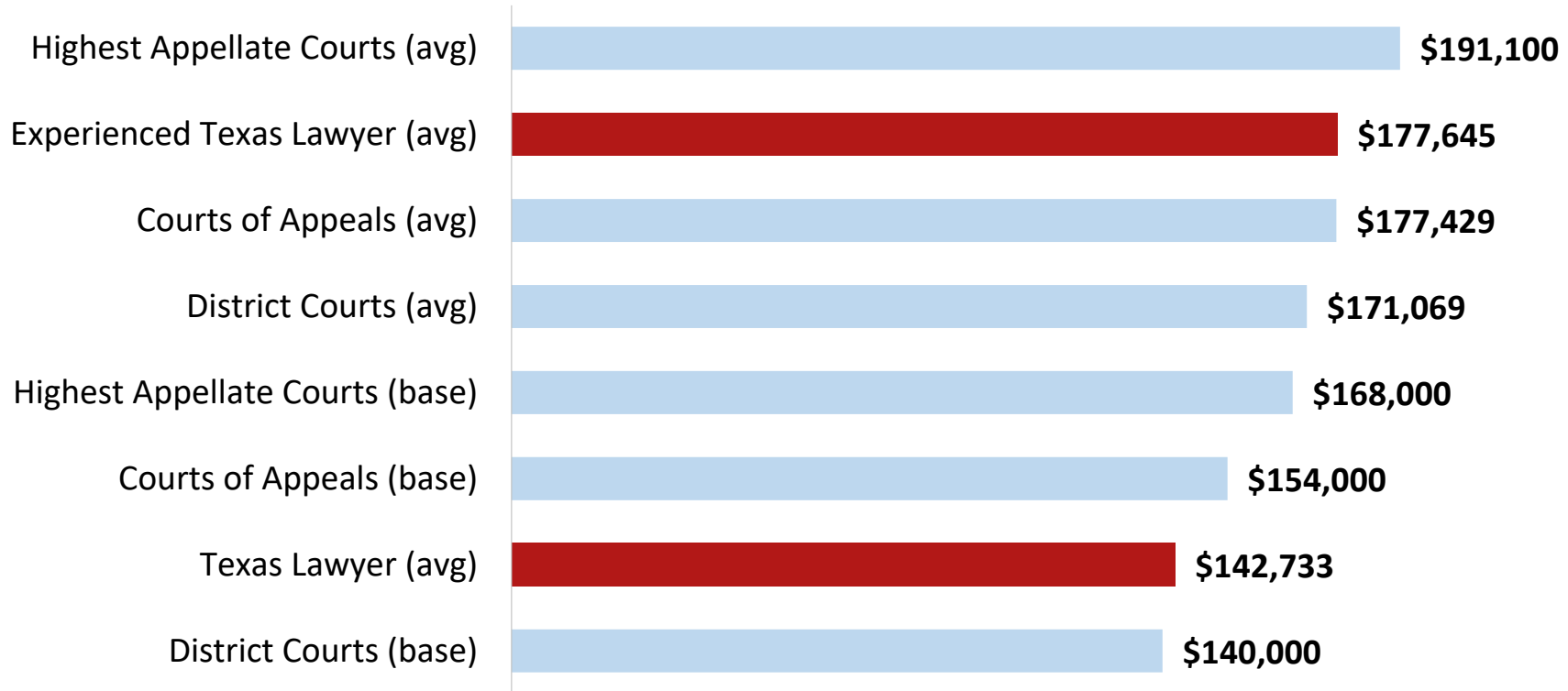
Texas ranks 6<sup>th</sup> in salaries for judges in the state's general jurisdiction courts (Texas district courts).



As of July 2022



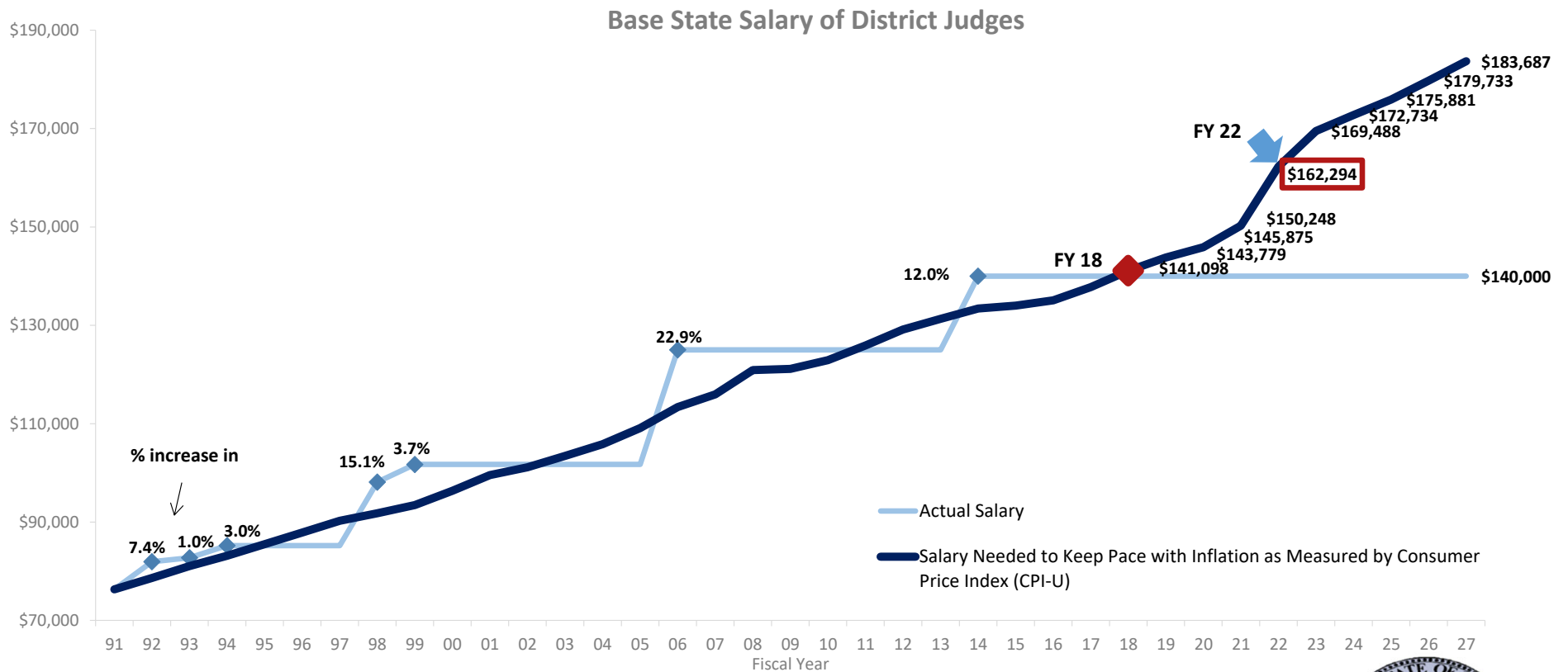
The base district judge salary lagged behind the average salary of a Texas lawyer in 2020 according to attorney salary data from the Texas Workforce Commission. All other judicial salaries, except the average salary for judges of the highest courts, fell below the average salary of an experienced lawyer in the state.



Texas Workforce Commission, Annual Wage Data for 2020

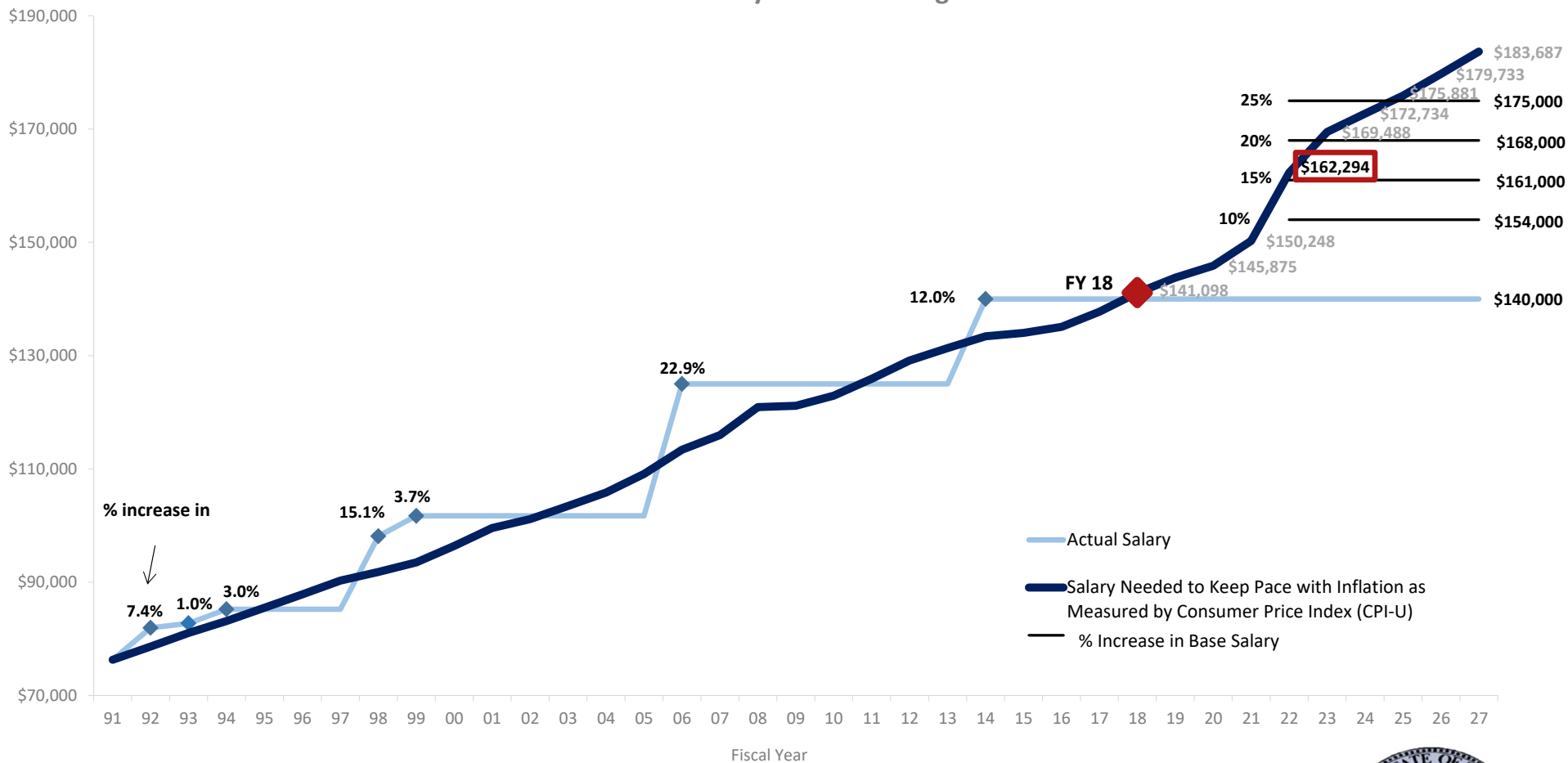


In FY 18, the state salary of a district judge fell below the compensation levels from 1991 when factoring in inflation. The salary needed in FY 2022 to keep with inflation was \$162,294.





### Base State Salary of District Judges



## Salary Summary for Elected State Judges at Set Percentage Increase

Judge	Current Salary (Based on Experience)	Maximum County Supplement	10%  (not including supplement)	15%  (not including supplement)	20%  (not including supplement)	25%  (not including supplement)
Chief Justice – Supreme Court or Court of Criminal Appeals	0-4: \$168,000 4-8: \$184,800 8+: \$201,600  Chief supplement: \$2,500 - \$3,000	N/A	0-4: \$184,800 4-8: \$203,280 8+: \$221,760  Chief supplement: \$2,500 - \$3,000	0-4: \$193,200 4-8: \$212,520 8+: \$231,840  Chief supplement: \$2,500 - \$3,000	0-4: \$201,600 4-8: \$221,760 8+: \$241,920  Chief supplement: \$2,500 - \$3,000	0-4: \$210,000 4-8: \$231,000 8+: \$252,000  Chief supplement: \$2,500 - \$3,000
Justice – Supreme Court or Court of Criminal Appeals	0-4: \$168,000 4-8: \$184,800 8+: \$201,600	N/A	0-4: \$184,800 4-8: \$203,280 8+: \$221,760	0-4: \$193,200 4-8: \$212,520 8+: \$231,840	0-4: \$201,600 4-8: \$221,760 8+: \$241,920	0-4: \$210,000 4-8: \$231,000 8+: \$252,000
Chief Justice – Court of Appeals	0-4: \$154,000 4-8: \$169,400 8+: \$184,800  Chief supplement: \$2,500 - \$3,000	up to \$9,000	0-4: \$169,400 4-8: \$186,340 8+: \$203,280  Chief supplement: \$2,500 - \$3,000	0-4: \$177,100 4-8: \$194,810 8+: \$212,520  Chief supplement: \$2,500 - \$3,000	0-4: \$184,800 4-8: \$203,280 8+: \$221,760  Chief supplement: \$2,500 - \$3,000	0-4: \$192,500 4-8: \$211,750 8+: \$231,000  Chief supplement: \$2,500 - \$3,000
Justice – Court of Appeals	0-4: \$154,000 4-8: \$169,400 8+: \$184,800	up to \$9,000	0-4: \$169,400 4-8: \$186,340 8+: \$203,280	0-4: \$177,100 4-8: \$194,810 8+: \$212,520	0-4: \$184,800 4-8: \$203,280 8+: \$221,760	0-4: \$192,500 4-8: \$211,750 8+: \$231,000
District Judge	0-4: \$140,000 4-8: \$154,000 8+: \$168,000	up to \$18,000	0-4: \$154,000 4-8: \$169,400 8+: \$184,800	0-4: \$161,000 4-8: \$177,100 8+: \$193,200	0-4: \$168,000 4-8: \$184,800 8+: \$201,600	0-4: \$175,000 4-8: \$192,500 8+: \$210,000

