



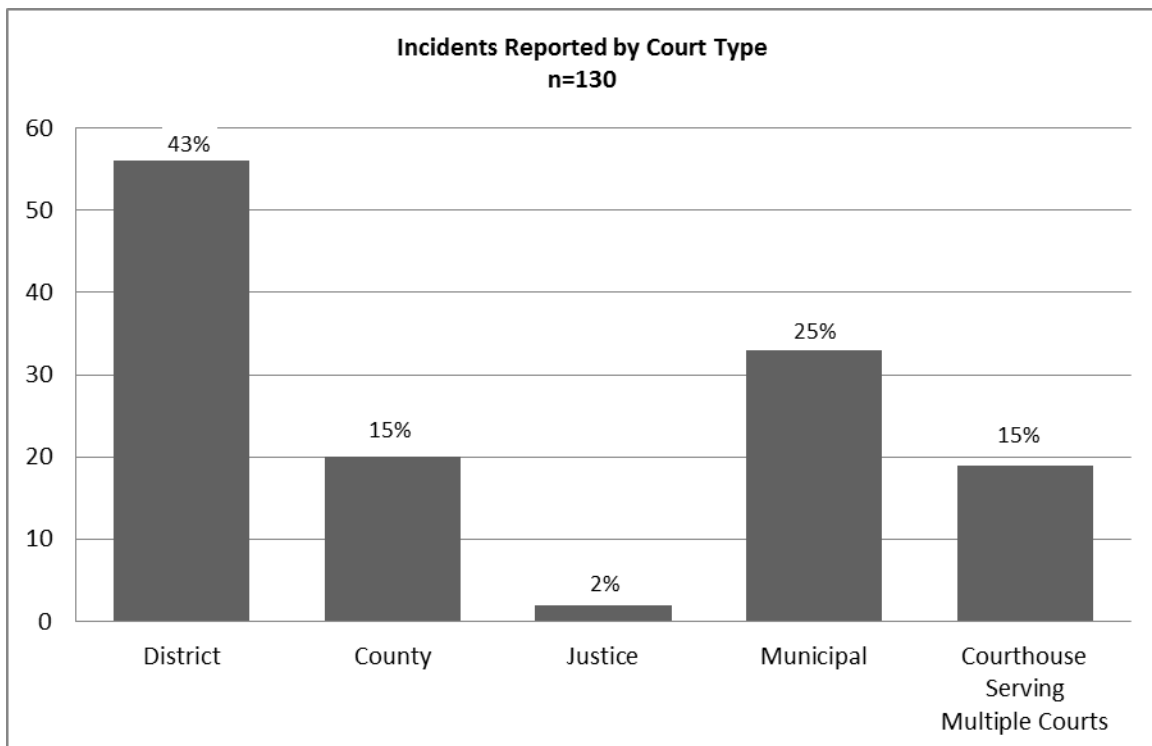
Office of Court Administration
Texas Court Security Incident Reports
FY 2012

Article 102.017(f), Code of Criminal Procedure, requires a local administrative judge to submit a written report to the Office of Court Administration (OCA) regarding any incident involving court security that occurs in or around a building housing a court. A security incident is defined as any adverse event that threatens the security of a person or property, or causes or may cause significant disruption to functions of the court due to a breach in security.

The purpose of the Security Incident Report is to collect concrete, quantitative information about the frequency and nature of the security threats facing the judiciary.

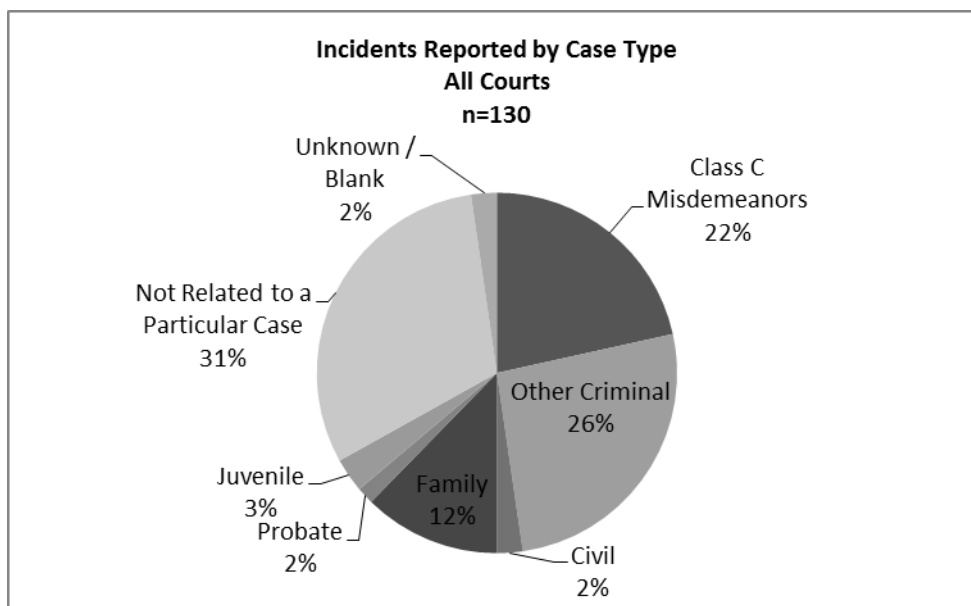
Between September 1, 2011 and August 31, 2012, **130 incident reports** were submitted to OCA. This corresponds to an **average of 11 incidents per month**. In comparison, 184 incidents were reported during the previous fiscal year.

Incidents Reported by Court Type—Of the 130 incident reports submitted, 43 percent were submitted by **district courts** (56 incidents), 15 percent by **county-level courts** (20 incidents), two percent by **justice courts** (2 incidents), 25 percent by **municipal courts** (33 incidents), and 15 percent by **courthouses serving multiple court types** (19 incidents).

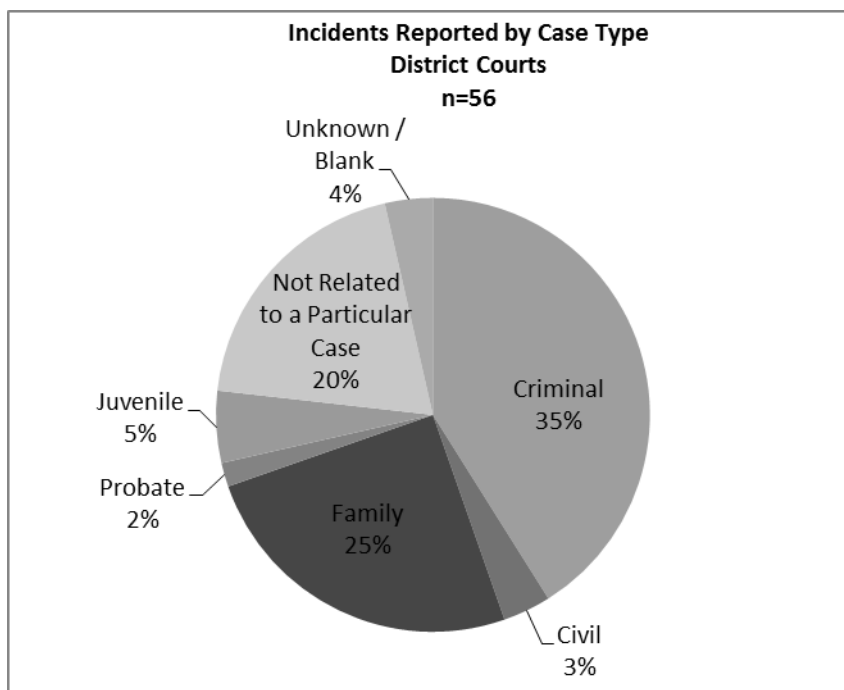


**Texas Court Security Incident Reports
FY 2012**

Incidents Reported by Case Type—Thirty-one percent of all reported incidents were **not related to a particular case** (40 incidents). Twenty-six percent of all reported incidents involved **felony and higher level misdemeanor criminal cases** (34 incidents) while **Class C misdemeanor offenses** constituted 22 percent (28 incidents) of reported incidents.

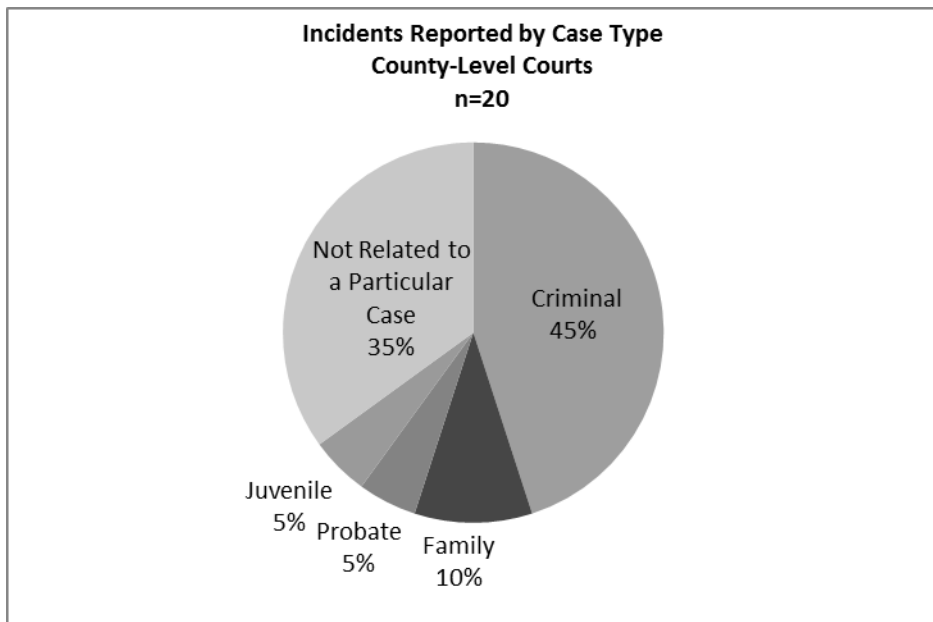


Of the incidents reported by district courts, 35 percent were related to **criminal cases** (23 incidents), and 25 percent involved **family cases** (14 incidents).



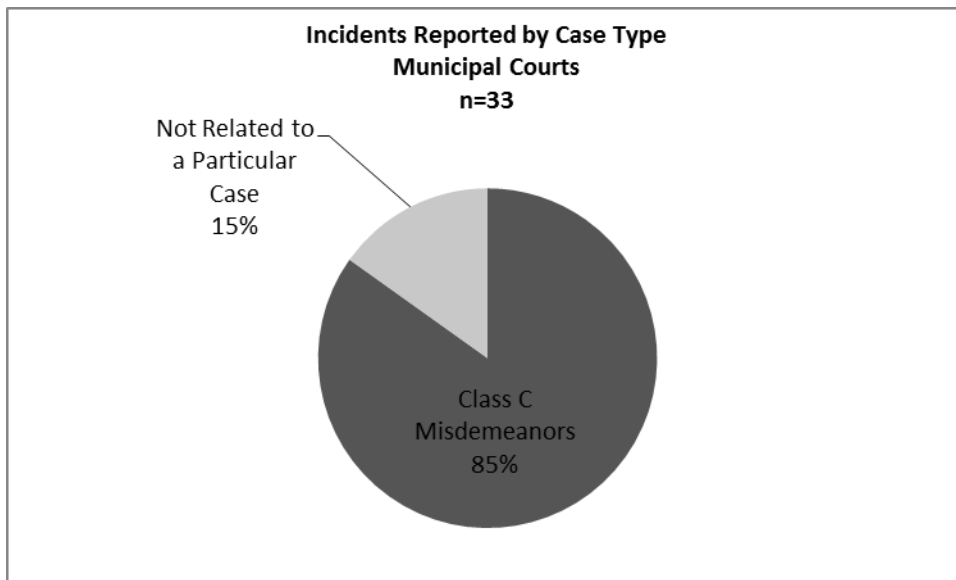
**Texas Court Security Incident Reports
FY 2012**

Incidents reported by county-level courts were most often related to **criminal cases** (45 percent, or 9 incidents).



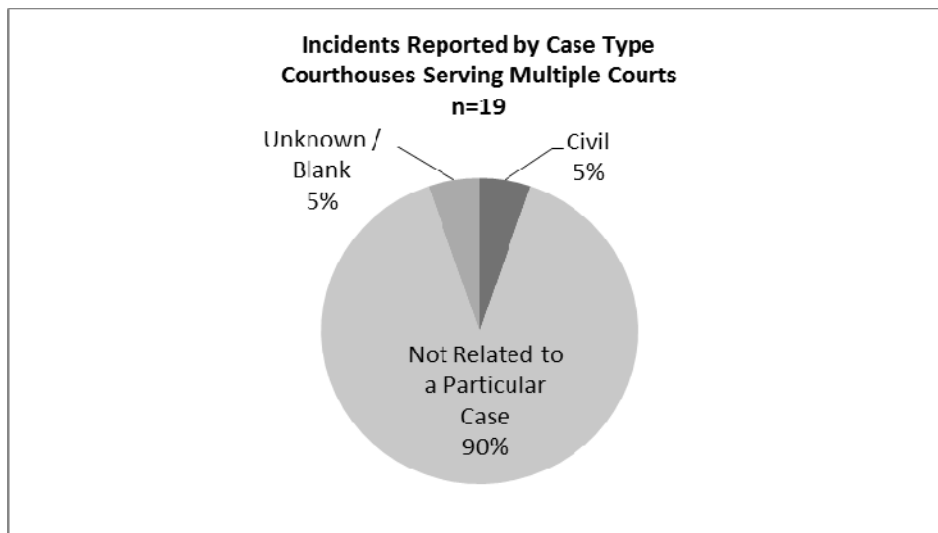
No trend developed in **justice courts** (2 incidents total).

Most incidents reported by municipal courts were related to **Class C misdemeanors** (28 incidents).



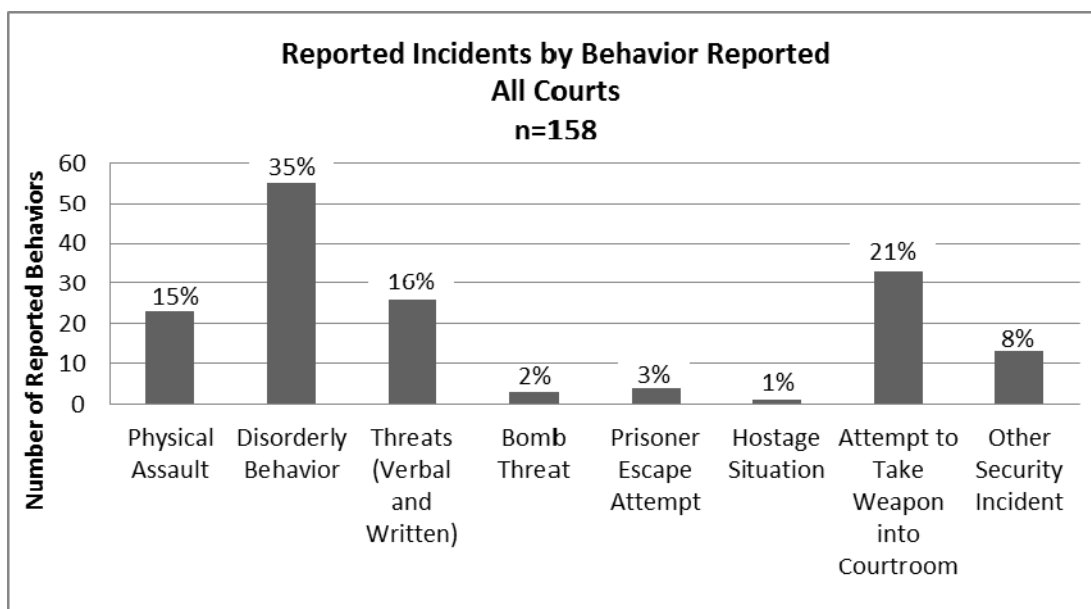
**Texas Court Security Incident Reports
FY 2012**

For courthouses that serve more than one court type, most incidents were **not related to a particular case** (17 incidents).



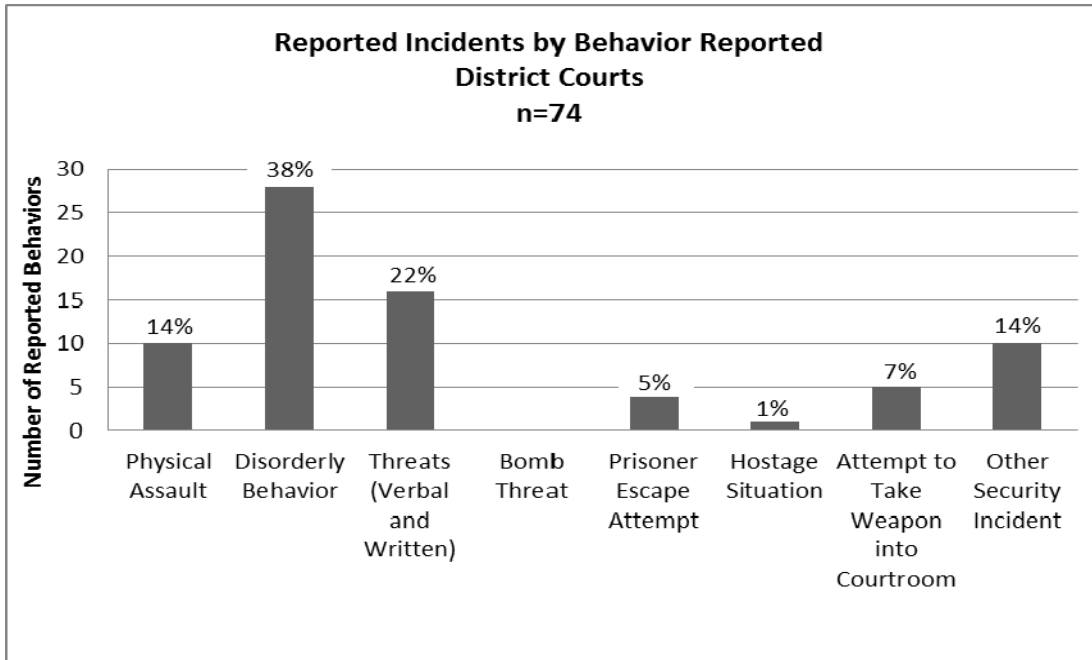
Incidents by Behavior Reported—The following charts summarize the reported incidents by type of behavior reported for each court type. Behavior types are categorized as follows: physical assault, disorderly behavior, threats (verbal and written), bomb threat, prisoner escape attempt, attempt to take a weapon into a courthouse, and other security breach. Incidents may involve multiple behaviors; therefore, the number of behaviors reported is more than the number of reported incidents (130 incidents). For example, a security incident may involve both disorderly behavior and an attempt to take a weapon into the courthouse.

Disorderly behavior (55 reports) accounted for 35 percent of all reported behaviors. The next most common behavior reported was **attempts to take a weapon into a courthouse** (21 percent, or 33 reports), followed by **written or verbal threats** (16 percent, or 26 reports) and **physical assault** (15 percent, or 23 reports).



**Texas Court Security Incident Reports
FY 2012**

In district courts, **disorderly behavior** (28 reports) accounted for 38 percent of reported behaviors. The next most common behavior reported by district courts was **written or verbal threats** (22 percent, or 16 reports).



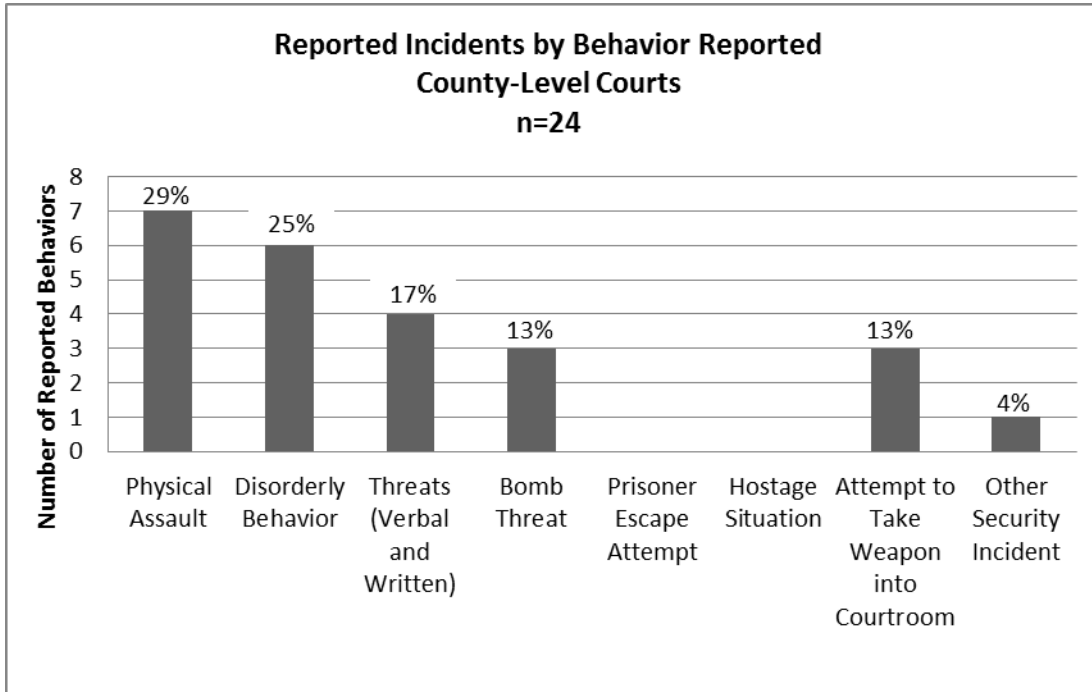
The following are examples of incidents that occurred in district courts during the year:

- A criminal defendant appearing in court for a sexual assault of a child case retrieved a weapon from his vehicle and shot both his estranged wife and his daughter in the parking lot of the court house. He then got into his vehicle and ran over his daughter, parked near the front entrance of the court house and began firing shots. An elderly woman was struck by gunfire and later died from her injuries. After exchanging gunfire with law enforcement officers, the individual returned to his vehicle and fled the scene. He was taken into custody at another location and transported to a correctional facility.
- A subject appearing in court for a child support hearing became belligerent. He used profanity, threw a chair and threatened a bailiff. When ordered to stop and place his hands behind his back, the subject took a fighter's stance and clenched his fists. The subject was Tasered, arrested and transported to a correctional facility.
- A sentenced criminal defendant punched through the suspended ceiling in the holding area and crawled inside in an effort to escape before being discovered by a deputy. The perpetrator sprained his ankle jumping down from the ceiling and medical attention was rendered. The perpetrator was later charged.
- An individual became loud and disruptive and threatened the custodial parent of a child inside and outside of a court room while appearing in court for a child support hearing. When confronted by an officer about his continued disruptive behavior after exiting and then re-entering the court house, the subject began to scream, disrupting

**Texas Court Security Incident Reports
FY 2012**

court in session. The subject was arrested and charged with Hindering Proceedings by Disorderly Conduct.

In county-level courts, **physical assault** (7 reports) accounted for 29 percent of reported behaviors. The next most common behavior reported was **disorderly behavior** (25 percent, or 6 reports).



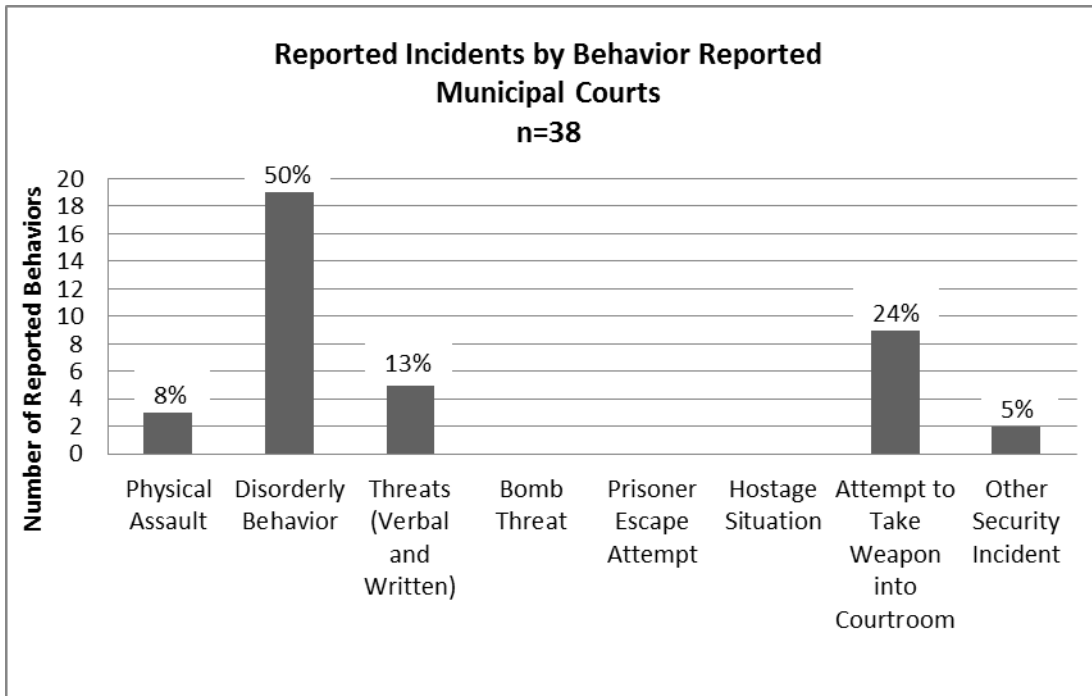
The following are examples of incidents that occurred in county-level courts during the year:

- A criminal defendant was placed in a holding cell while waiting to return to court. During that time, the subject removed his shirt, tore it into strips and attempted to hang himself from a support pole. He was stopped and removed from the cell by a deputy and treated on site by emergency services before being released back to the court.
- A criminal defendant spit on and struck a deputy while he was being transported to the holding area of the jail. The subject was charged with assault and harassment of a public servant.
- A defense attorney reported that his client made threats against the staff and judge of a county court. The defendant's mother had called to inform the attorney of her son's threats as well as his upcoming release from a state hospital. The defendant's pending case concerned terroristic threats and additional charges were not added per the newly reported incident.
- A sheriff's office dispatch received a telephone call from an unidentified male who stated that there was a bomb in the courthouse building. The call was traced to two possible locations but no contact was made. Officers conducted a cursory check of the

**Texas Court Security Incident Reports
FY 2012**

interior and exterior of the courthouse building but did not locate any suspicious packages. Charges were pending further investigation.

In municipal courts, **disorderly behavior** accounted for half of reported behaviors (50 percent, or 19 reports). The next most common behavior reported was an **attempt to take a weapon into the courthouse** (24 percent, or 9 reports).



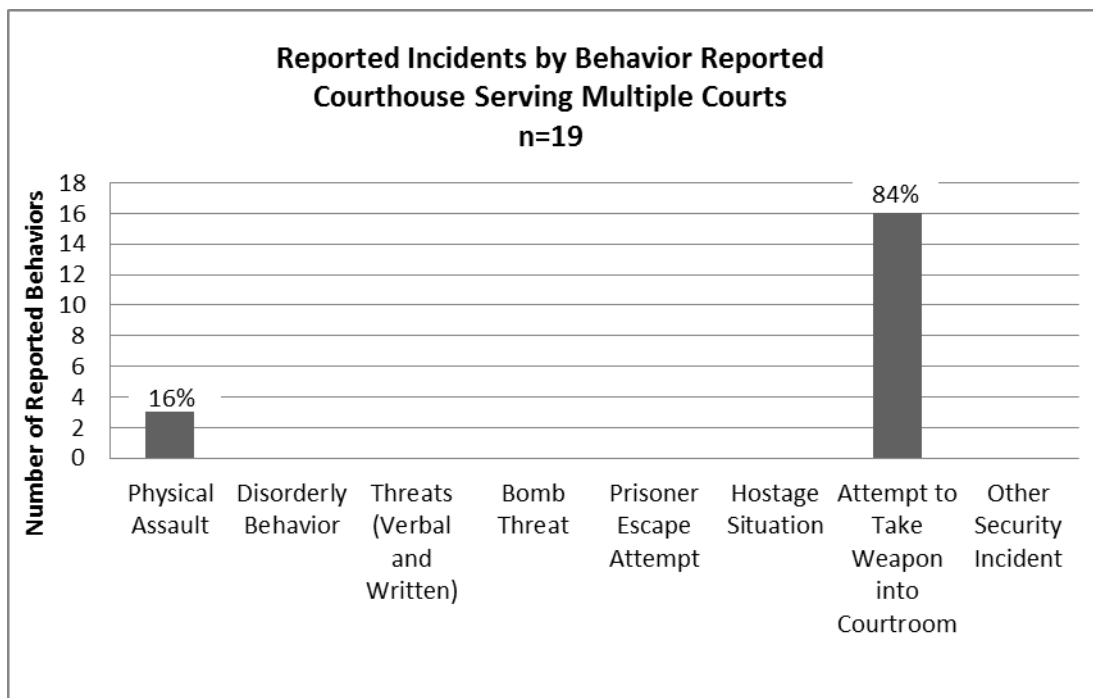
The following are some examples of incidents that occurred in municipal courts during the year:

- A defendant with a history of mental illness became irate and charged at a witness testifying against him in court. The subject fought against officers trying to restrain him. He was detained for mental commitment.
- A defendant appeared in court for a Class C misdemeanor charge and while at the bench told the judge that he wanted to kill himself. An officer removed the defendant from the court room and contacted the police department and emergency medical services. The defendant was examined and released.
- The family member of a defendant was discussing a case with the court administrator and became loud and disruptive. The individual was given a warning by a present officer but continued to use profane language. She resisted a subsequent arrest, disrupting a trial in progress. Two officers were required to physically subdue the subject and take her into custody.

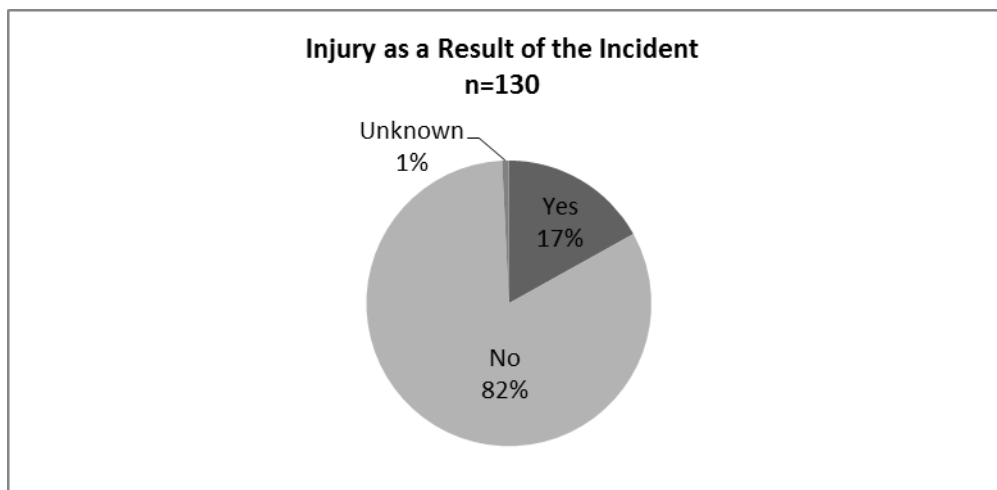
**Texas Court Security Incident Reports
FY 2012**

In **justice courts**, only two incidents were reported for FY 2012, thus no trends developed.

In incidents involving courthouses serving multiple court types, an **attempt to take a weapon into the courthouse** accounted for the vast majority of reported behaviors (84 percent, or 16 reports).

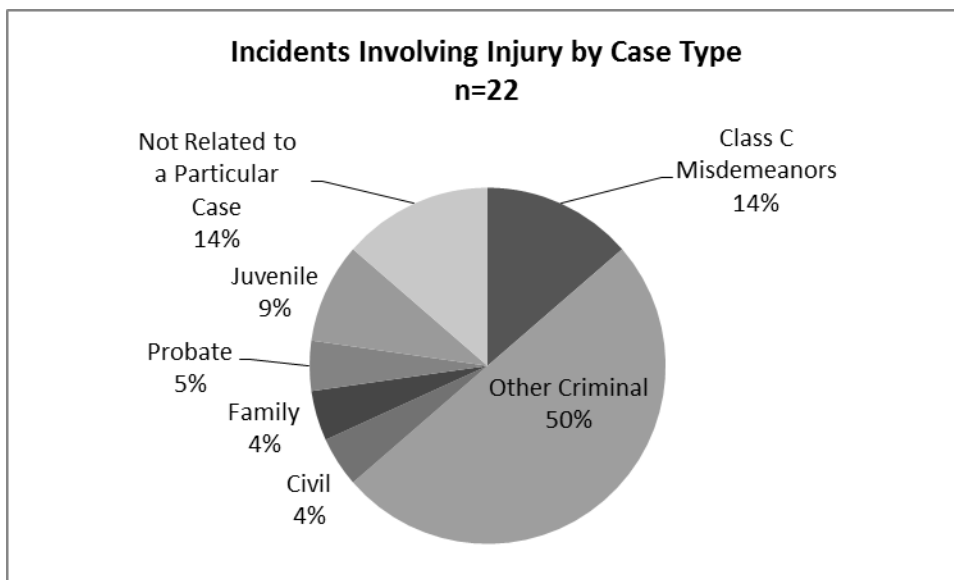


Incidents Resulting in Injury—Seventeen percent of the reported incidents resulted in **injury** (22 incidents). In 82 percent of incidents, **no injuries** were reported (107 incidents). One percent of the reported incidents indicated that resultant injuries were **unknown** (1 incident).

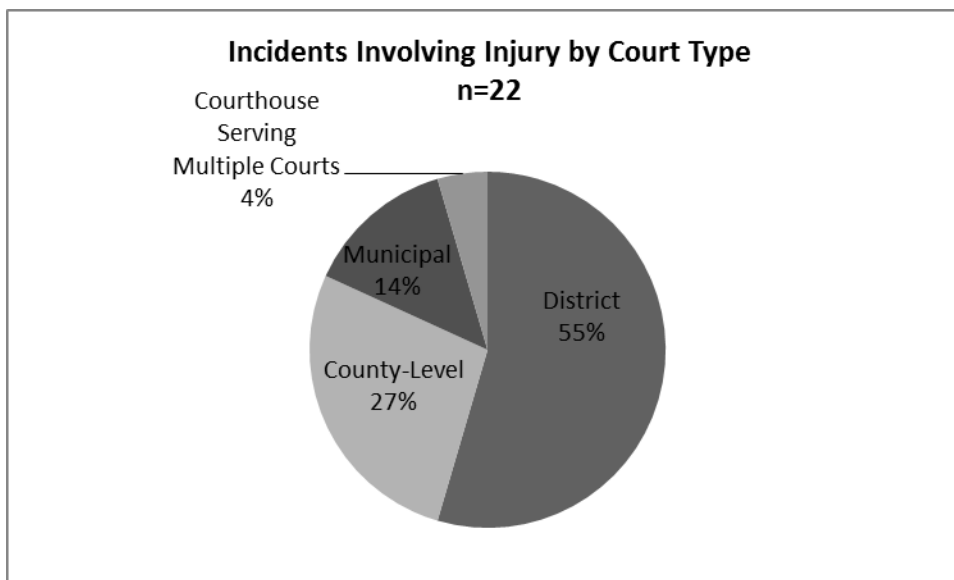


**Texas Court Security Incident Reports
FY 2012**

Fifty percent (or 11 incidents) of the 22 incidents that resulted in injury involved **criminal cases** (Class B misdemeanors or higher level offenses). Both **Class C Misdemeanors** and incidents **not related to a particular case** each accounted for 14 percent of the incidents resulting in injury (3 incidents each).

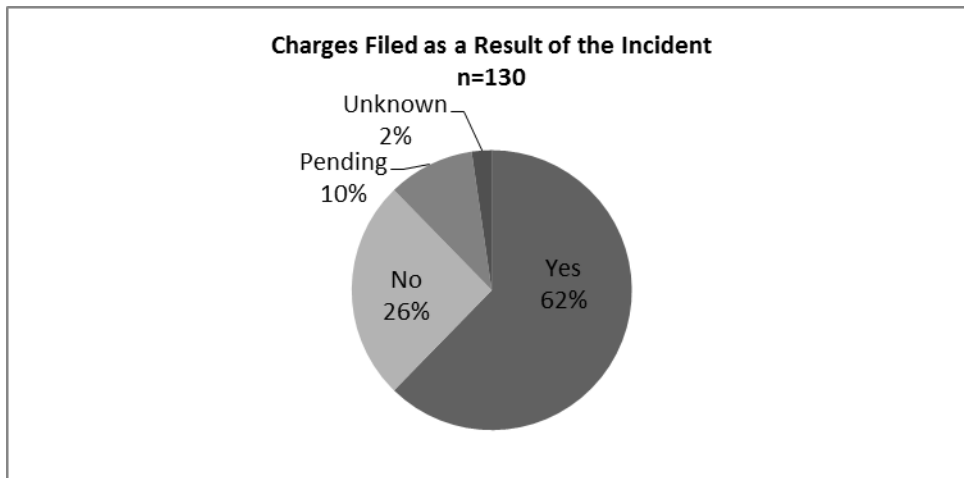


Of the 22 incidents involving injury, 55 percent were reported by **district courts** (12 incidents); 27 percent were reported by **county-level courts** (6 incidents); 14 percent were reported by **municipal courts** (3 incidents); and 4 percent were reported by **courthouses serving multiple court types** (1 incident). No incidents involving injury were reported in **justice courts**.

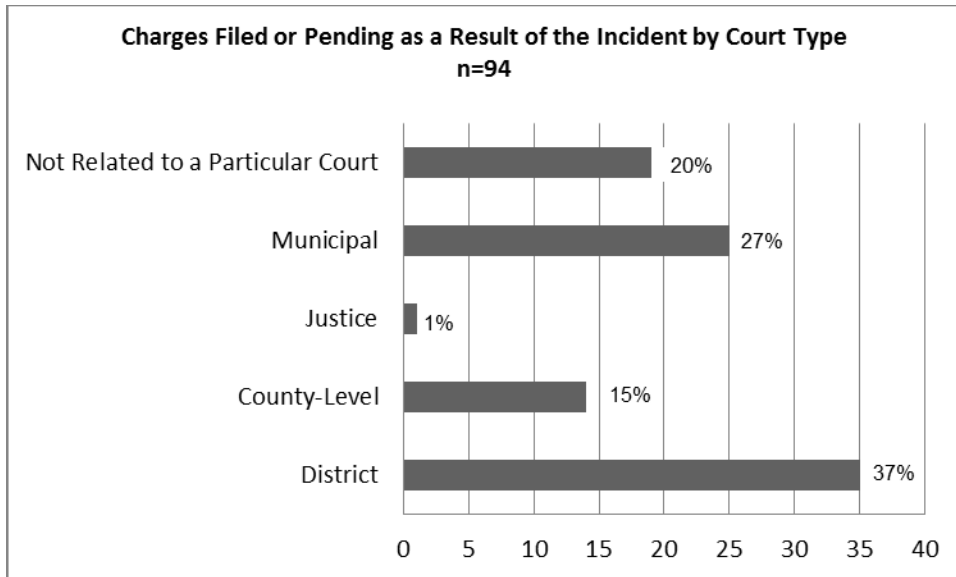


**Texas Court Security Incident Reports
FY 2012**

Incidents Resulting in Charges Filed—Charges were filed in 62 percent of reported incidents (81 incidents). In 10 percent of the incidents, **charges were pending** (13 incidents). **Charges were not filed** in 26 percent of the incidents (33 incidents). In 2 percent of the incidents, the status of charges being filed was **unknown** (3 incidents).

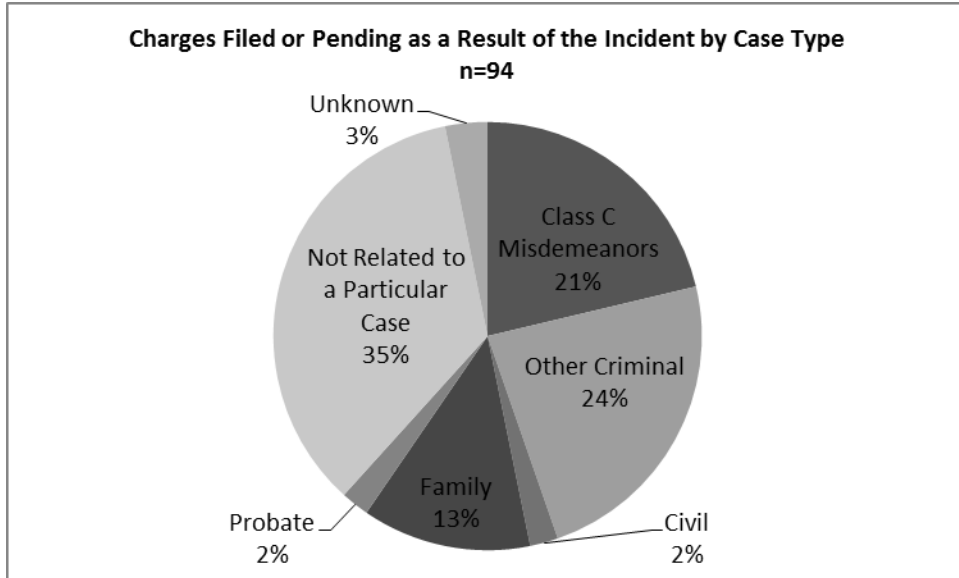


District courts reported 37 percent of the incidents that resulted in charges filed or pending (35 incidents). Twenty-seven percent of the incidents resulting in charges filed or pending were reported by **municipal courts** (25 incidents).



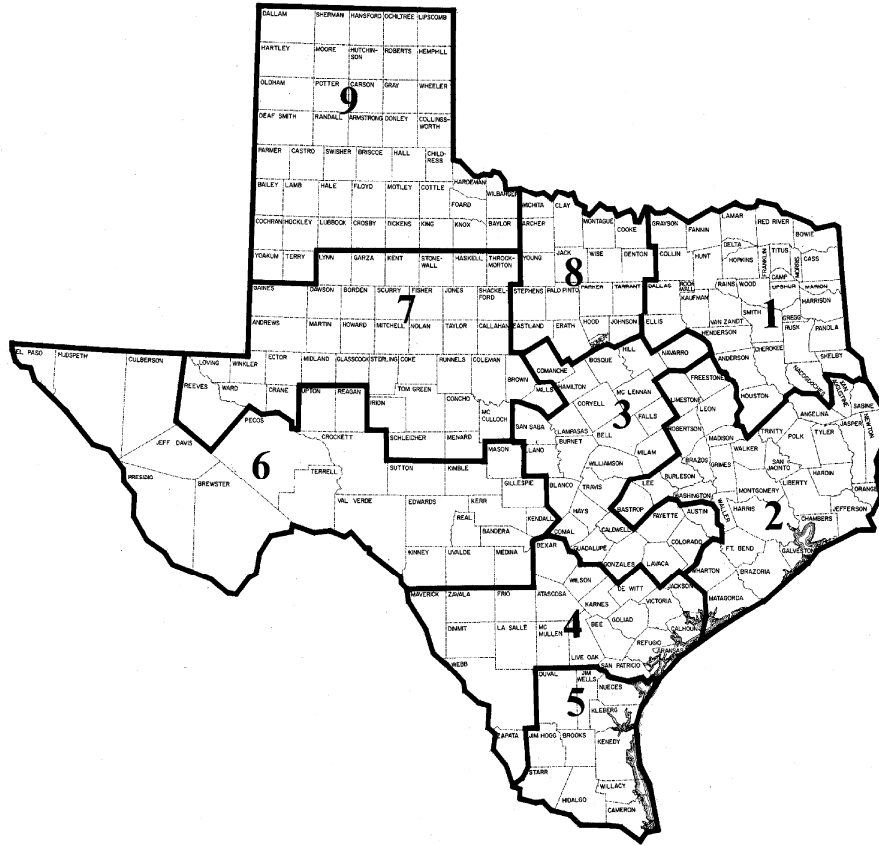
**Texas Court Security Incident Reports
FY 2012**

Thirty-five percent of incidents resulting in charges filed or pending were **not related to a particular case** (33 incidents), 24 percent were related to **felony and higher level misdemeanor criminal cases** (22 incidents), and 21 percent were related to **Class C misdemeanor offenses** (20 incidents).



**Texas Court Security Incident Reports
FY 2012**

Incidents Reported by Administrative Judicial Region (AJR)



Incidents Reported by Administrative Judicial Region		
Region	Number of Incidents	Percentage of Total Incidents
1	26	20%
2	20	15%
3	15	12%
4	42	32%
5	1	1%
6	3	2%
7	3	2%
8	19	15%
9	1	1%
Total	130	100%

**Texas Court Security Incident Reports
FY 2012**

Incident Reports Submitted by District Courts				
County	FY 2010	FY 2011	FY 2012	Total
Bell	0	4	1	5
Bexar	20	25	16	61
Bowie	1	2	0	3
Brown	1	0	0	1
Chambers	0	1	0	1
Clay	0	1	0	1
Collin	1	1	0	2
Dallas	13	20	13	46
Duval	1	0	0	1
Eastland	0	1	0	1
Fort Bend	2	1	1	4
Galveston	2	0	0	2
Gonzales	0	1	1	2
Gray	0	1	0	1
Guadalupe	1	1	0	2
Harrison	0	0	1	1
Hill	0	3	0	3
Hood	0	0	2	2
Hunt	1	1	0	2
Jefferson	2	6	3	11
Lavaca	1	0	0	1
Lubbock	1	3	0	4
Matagorda	2	1	3	6
Midland	0	3	0	3
Montgomery	13	11	2	26
Nueces	0	0	1	1
Rockwall	0	1	0	1
Rusk	0	0	1	1
Starr	0	1	0	1
Tarrant	7	1	5	13

**Texas Court Security Incident Reports
FY 2012**

Incident Reports Submitted by District Courts (continued)				
County	FY 2010	FY 2011	FY 2012	Total
Tom Green	4	1	2	7
Travis	6	6	1	13
Victoria	0	0	1	1
Waller	1	0	0	1
Webb	10	2	2	14
Wilson	0	2	0	2
Wood	1	0	0	1
Total	91	101	56	248

**Texas Court Security Incident Reports
FY 2012**

Incident Reports Submitted by County-Level Courts				
County	FY 2010	FY 2011	FY 2012	Total
Bell	0	1	0	1
Bexar	9	4	5	18
Brewster	1	0	0	1
Cass	0	0	1	1
Collin	0	0	1	1
Dallas	4	1	4	9
El Paso	4	0	3	7
Fort Bend	1	0	2	3
Gray	0	0	1	1
Guadalupe	0	1	0	1
Hall	1	0	0	1
Hill	0	1	0	1
Jefferson	0	4	1	5
Kaufman	1	0	0	1
Lubbock	3	0	0	3
Matagorda	0	0	1	1
Montgomery	1	1	0	2
Rockwall	0	1	0	1
Tarrant	2	0	1	3
Travis	3	3	0	6
Webb	1	4	0	5
Total	31	21	20	72

**Texas Court Security Incident Reports
FY 2012**

Incident Reports Submitted by Justice Courts				
County	FY 2010	FY 2011	FY 2012	Total
Harris	2	3	0	5
Hood	0	0	1	1
Kaufman	0	1	1	2
Titus	1	1	0	2
Total	3	5	2	10

Incident Reports Submitted by Municipal Courts				
City	FY 2010	FY 2011	FY 2012	Total
Angleton	0	0	1	1
Arlington	0	0	1	1
Austin	7	11	10	28
Balch Springs	1	0	0	1
Baytown	0	0	1	1
Brazoria	0	0	1	1
Bryan	1	6	1	8
Castle Hills	1	0	0	1
Cedar Hill	1	0	0	1
Cedar Park	1	0	0	1
College Station	0	1	0	1
Copperas Cove	2	0	0	2
Corsicana	0	0	1	1
Dalworthington Gardens	1	0	0	1
El Paso	1	2	0	3
Eules	1	1	1	3
Ferris	1	1	0	2
Forney	2	4	1	7
Fort Worth	0	1	6	7

**Texas Court Security Incident Reports
FY 2012**

Incident Reports Submitted by Municipal Courts (continued)				
City	FY 2010	FY 2011	FY 2012	Total
Garland	1	0	0	1
Gun Barrel City	0	1	0	1
Houston	0	2	0	2
Hurst	4	1	0	5
Karnes	1	0	0	1
La Marque	0	0	1	1
Lockhart	0	1	0	1
Longview	0	0	1	1
Mabank	1	0	0	1
Mercedes	1	0	0	1
Mission	0	1	0	1
Missouri City	0	0	2	2
Nacogdoches	2	0	0	2
North Richland Hills	0	0	1	1
Paris	1	0	0	1
Rockwall	0	0	2	2
Round Rock	0	0	1	1
San Angelo	0	2	1	3
San Antonio	0	1	0	1
Yoakum	0	1	0	1
Total	31	37	33	101

Incident Reports Submitted—Not Related to a Particular Court				
County	FY 2010	FY 2011	FY 2011	Total
Bexar	14	17	18	49
Dallas	2	0	0	2
Lubbock	0	1	0	1
Montgomery	1	0	0	1
Tarrant	2	0	1	3
Travis	4	2	0	6
Webb	4	0	0	4
Total	27	20	19	66